

ANNUAL FINANCIAL REPORT 2022

TEAMAMAG

TEAMFUTURE

FINANCIALS	Unit	2022	2021	Change in %
Shipments in tonnes	tonnes	442,000	442,300	-0.1 %
External shipments in tonnes	tonnes	413,000	414,600	-0.4 %
Group revenue	EUR million	1,726.7	1,259.4	37.1 %
EBITDA	EUR million	247.1	186.2	32.7 %
EBITDA margin	%	14.3 %	14.8 %	-
Operating result (EBIT)	EUR million	159.7	101.8	56.9 %
EBIT margin	%	9.2 %	8.1 %	-
Earnings before taxes (EBT)	EUR million	148.9	93.0	60.0 %
Net income after taxes	EUR million	109.3	64.6	69.1 %
Net income after taxes non-controlling interests	EUR million	0.0	-0.7	- 100 %
Earnings per share	EUR/share	3.10	1.85	67.4 %
Cash flow from operating activities	EUR million	86.1	45.6	88.8 %
Cash flow from investing activities	EUR million	-74.9	-69.8	-7.4 %
Total assets	EUR million	1,792.9	1,593.8	12.5 %
Equity	EUR million	710.3	629.5	12.8 %
Equity ratio	%	39.6 %	39.5 %	-
Working capital employed	EUR million	555.8	449.9	23.5 %
Capital employed *	EUR million	1,116.6	1,049.1	6.4 %
ROCE *	%	10.5 %	6.8 %	-
ROE	%	16.3 %	10.5 %	-
Net financial debt	EUR million	393.3	346.1	13.6 %
Gearing ratio	%	55.4 %	55.0 %	-

ENVIRONMENT **	Unit	2022	2021	Change in %
Aluminium scrap processed	tonnes	320,800	341,200	-6.0 %
Scrap utilisation rate on average	%	76.5 %	78 %	-
Specific energy consumption	Wh/tonne	1,178	1,179	-0.1 %
Specific CO ₂ emissions (scope 1 & 2)	tonnes CO ₂ /tonne	0.165	0.168	-2.0 %
Specific service water withdrawal	m ³ /tonne	6.1	6.0	1.5 %
Specific waste volume	kg/tonne	15.9	15.5	2.1 %
SOCIAL & GOVERNANCE ***				
TRIFR accident rate		1.00	0.80	25.0 %
AMAG Group employees ****	full-time equivalents	2,214	2,148	3.1 %
Proportion of women	%	15 %	15 %	-
Staff turnover rate	%	8.2 %	8.1 %	-
CIP suggestions submitted **	total	9,370	9,799	-4.4 %
Hours for training & development	h/employee	20	18	15.2 %
Donations and sponsoring expenses	EUR	136,700	87,000	57.1 %
Compliance violations	quantity	0	0	-
INNOVATION				
Share of specialty rolled products **	%	51 %	42 %	-
Research & development expenses	EUR million	19.2	16.7	14.9 %
Research & development staff	headcount as per December 31	164.0	148.0	10.8 %

* An adjustment was made in the calculation of capital employed and ROCE. Details are described in the section "Key financial performance indicators" in the Group management report.

** Key figures relate to the AMAG site in Ranshofen.

*** Key figures refer to the AMAG site in Ranshofen and include AMAG components from 2022 onwards.

**** Average number of employees (full-time equivalent) including contract workers, excluding apprentices. Includes the 20% personnel share of the interest in the Alouette smelter and the personnel of AMAG components.

ANNUAL FINANCIAL REPORT 2022

2	Key figures for the AMAG Group
Group management report	
5	Company profile
7	Non-financial statement
85	Economic Environment
89	Business Performance
97	Key financial performance indicators
98	Segment reporting
105	Risk and opportunity report
113	Corporate governance report
114	Disclosures pursuant to Section 243a (1) UGB
116	Outlook
Corporate governance	
120	Supervisory Board report
122	Corporate governance report
Consolidated financial statements	
131	Consolidated balance sheet
132	Consolidated statement of profit or loss
133	Consolidated statement of comprehensive income
134	Consolidated statement of cash flows
135	Consolidated statement of changes in equity
136	Notes to the consolidated financial statements
216	Management Board statement pursuant to Section 124 (1) BörseG 2018
217	Audit opinion

Jahresabschluss per 31. Dezember 2022 (in German)

Anlage 1 Bilanz
Anlage 2 Gewinn- und Verlustrechnung
Anlage 3 Anhang zum Jahresabschluss
Erklärung des Vorstandes gem. § 124 (1) BörseG 2018
Bestätigungsvermerk
Anlage 4 Lagebericht zum Jahresabschluss

GROUP MANAGEMENT REPORT

Group management report

5	Company profile
7	Non-financial statement
85	Economic Environment
89	Business Performance
97	Key financial performance indicators
98	Segment reporting
105	Risk and opportunity report
113	Corporate governance report
114	Disclosures pursuant to Section 243a (1) UGB
116	Outlook

Corporate governance

Consolidated financial statements

Jahresabschluss per 31. Dezember 2022 (in German)

AMAG Austria Metall AG produces high-quality semi-finished aluminium products and components as well as primary aluminium. The company combines top product quality, efficient production, a broad product portfolio comprising a high specialty products component and cutting-edge aluminium recycling expertise in a unique manner. (GRI 2-1)

AMAG Group headquarters are located in Ranshofen, Austria. At Ranshofen, AMAG produces, firstly, recycled cast alloys. These are delivered to the manufacturing industry in the form of ingots and sows, as well as liquid aluminium, and are used in die casting and other applications. Secondly, at the Ranshofen site, high-quality aluminium rolled products in the form of sheets, coils and plates are produced. The broad product range comprises high-strength materials, tread plates, bright products, brazing sheets, foil stock for the packaging industry, precision plates and cathode elements. These products are deployed in many different industrial sectors, such as aircraft, automotive, mechanical engineering, packaging, electrical, sports, consumer goods and architecture. (GRI 2-6, 2-1)

The rolling slabs required to manufacture rolled products are largely produced at the company's own wrought alloy casthouse. The primary material base for the two casthouses consists on average of around 75 to 80 % recycled aluminium scrap which derives especially from processing industries and products that have reached the end of their lifecycle, as well as from the internal Group materials cycle. As aluminium can be recycled endlessly without loss of quality, aluminium scrap can be reintroduced repeatedly into the value chain and utilised to manufacture high-quality aluminium products. The recycling of aluminium only requires around 5 % of the energy needed to produce primary aluminium.

AMAG also holds a 20 % interest in Canada's Alouette smelter, the largest smelter in North and South America. The smelter produces primary aluminium in the form of low-profile sows. Production is based on the efficient deployment of hydroelectric power, thereby operating with an excellent net environmental impact, especially in terms of carbon emissions. Alouette's alumina supplies are secured by its owners. Its raw material requirements are covered by large mining companies and raw materials traders.

With AMAG components at the two sites in Übersee am Chiemsee and Karlsruhe, AMAG Group has extended its value creation in the direction of mechanical processing (e.g. milling and boring) and the manufacture of special components from aluminium and titanium. (GRI 2-6, 2-1)

COMPANY STRUCTURE (GRI 2-6)

AMAG Austria Metall AG, as the Group holding company, manages its business through its four operating divisions – Metal, Casting, Rolling and Service.

METAL DIVISION

The Metal Division includes the 20 % interest held in the Alouette smelter, and is responsible within AMAG Group for the production of primary aluminium, the control of metal flows, the hedging of AMAG's operating companies against aluminium price risk and the marketing of primary aluminium. Located in Canada, the Alouette aluminium smelter is one of the most efficient in the world, benefiting from a secure long-term hydroelectric renewable energy supply in a politically stable country.

CASTING DIVISION

AMAG Group's Casting Division recycles aluminium scrap to produce high-quality cast alloys. Its product portfolio covers aluminium materials tailored to customer requirements in the form of ingots, sows and liquid aluminium.

ROLLING DIVISION

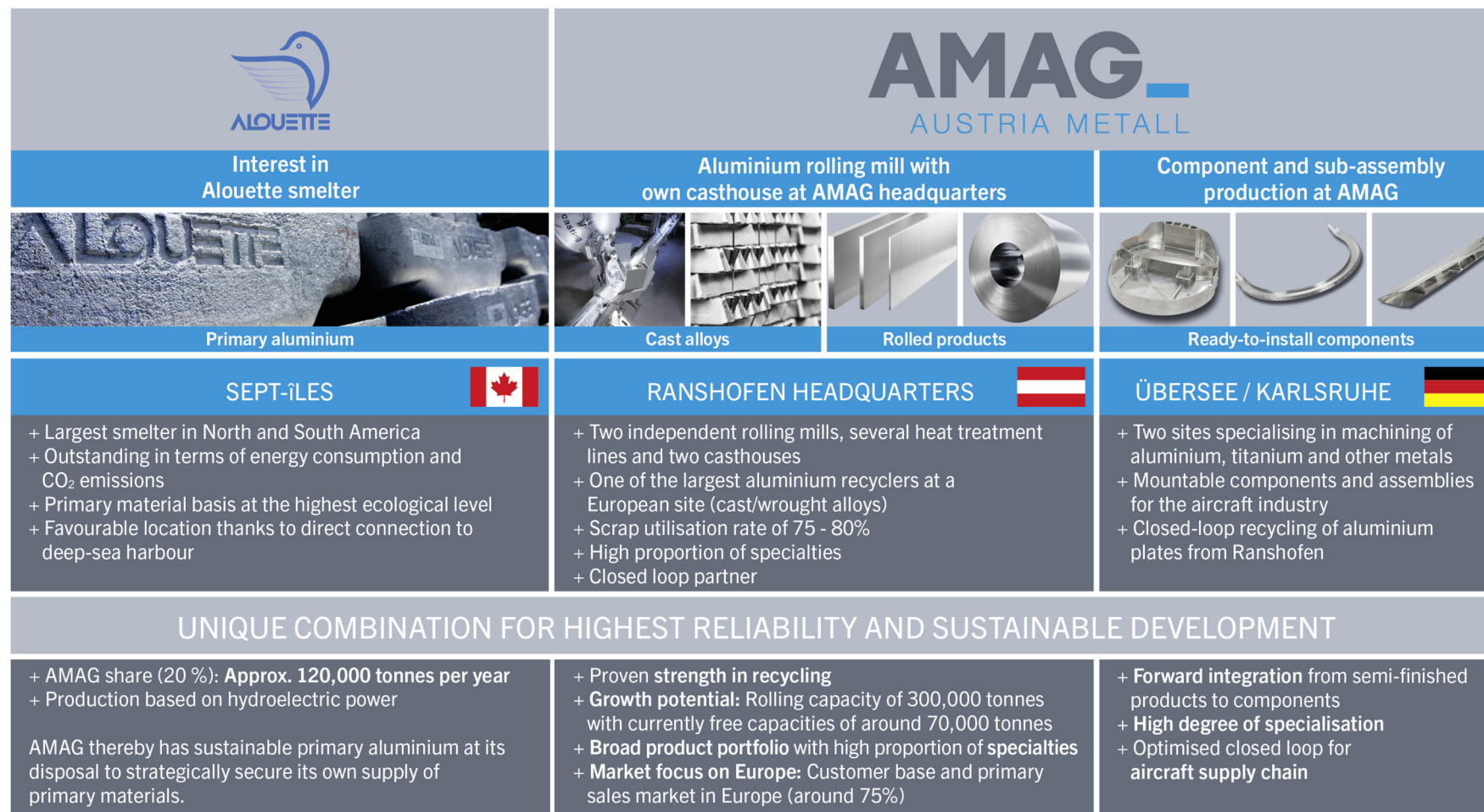
AMAG Group's Rolling Division is responsible for the production and sale of rolled products (sheets, coils and plates), as well as precision and rolled plates. The rolling mill specialises in premium products for selected markets. The company's rolling slab casthouse supplies the rolling mill with rolling slabs, predominantly comprising a very high scrap proportion and low carbon intensity. AMAG components is also included in the Rolling Division.

SERVICE DIVISION

Along with the Group management, the Service Division's portfolio includes facility management (building and area management), energy supplies, waste disposal, as well as purchasing and materials management. As a consequence, this division creates the preconditions for the operating divisions to focus on their respective core businesses. The division also comprises the innovative service provider for electronic data processing, coilDNA.

THE AMAG GROUP BUSINESS MODEL (GRI 2-6)

Diversity – whether in production or in terms of sustainability – lies at the heart of AMAG Group's business activities and is supported by a unique value chain. The list of sales companies and their locations can be found on page 233.



ABOUT THIS REPORT

In its 2022 non-financial statement, AMAG Group informs its most important stakeholder groups (shareholders and investors, business partners, employees, the general public, government bodies) about its targets, measures and progress in relation to sustainable corporate development. This also complies with its obligation to prepare a non-financial statement in the management report (see Section 267a of the Austrian Commercial Code [UGB]). This non-financial statement, which has been published annually since 2017, also contains further information on sustainability activities in order to achieve a holistic presentation of the company's performance in ESG areas (Environment, Social, Governance). The statement relates to the 2022 financial year (January 1 to December 31, 2022), with the previous annual data from 2021 being utilised for comparative purposes. For a clear presentation of related developments, selected 2020 key figures are also shown in the diagrams. The previous non-financial statement was published on February 17, 2022. The annual report for the current 2022 reporting year was published on February 16, 2023. [\(GRI 2-3\)](#)

CONTENT REQUIREMENTS AND COMPLIANCE WITH REPORTING CRITERIA

The non-financial statement for the period January 1 to December 31, 2022 has been prepared in accordance with the GRI Universal Standards 2021, the Austrian Sustainability and Diversity Improvement Act (NaDiVeG) and the EU Taxonomy Regulation.

In order to improve reading flow and avoid redundancies, individual elements from this non-financial statement, which are required by the GRI Standards but not by the NaDiVeG, are placed outside the Group Management Report in the 2022 Annual Report. This relates, among other matters, to the GRI content index, the corporate governance report, the risk and opportunity report, the presentation and list of sales companies, and the disclosures relating to the management structure.

The report's contents and quality are determined on the basis of the principles of materiality, the impact of the company's activities and associated due diligence requirements. The fundamental principles of the reporting include accuracy, balance, clarity, comparability, completeness, topicality and verifiability.

AMAG Group's stakeholders were involved in determining the report content as part of the materiality analysis. The report covers all those sustainability aspects that either reflect significant economic, environmental or social impacts of the organisation on the environment (inside-out perspective) or impact the company's operations from the outside (outside-in perspective).

The completeness of the non-financial statement relates to the treatment of the key topics and how they are demarcated, as well as information concerning environmentally sustainable activities in accordance with the EU Taxonomy Regulation. The content of this report for the 2022 reporting year reflects AMAG's main issues in relation to sustainable development and is addressed to all stakeholders. Additional information on specific topics is provided on the AMAG website. The corresponding references are given in the respective text. [\(GRI 3-3\)](#)

EXTERNAL AUDIT [\(GRI 2-5\)](#)

The information published in this report has been substantively reviewed by an independent third party, Ernst and Young Wirtschaftsprüfungsgesellschaft m.b.H., in order to obtain limited assurance on the basis of ISAE 3000 (Revised). Ernst and Young Wirtschaftsprüfungsgesellschaft m.b.H. was also engaged as auditor of the 2022 consolidated financial statements and the Group management report. The Management Board instructed the relevant staff from the relevant departments to provide complete, accurate documents and information required for the audit.

SCOPE OF REPORT

The disclosures in the non-financial statement relate to the headquarter operations in Ranshofen and the two AMAG components production sites in Karlsruhe and Übersee, which were included for the first time in 2021. The report is limited to the group of fully consolidated entities. Apart from the presentation of key figures in the personnel area, for materiality reasons neither sales companies nor proportionally consolidated companies (Alouette) nor equity consolidated companies (SSR) have been included. The Group holds a 20 % interest in Alouette (joint activity on the basis of a joint agreement). For social and environmental aspects, please refer to the Sustainable Development Report published by Alouette.

The shareholdings as of December 31, 2022, as well as the companies included in the consolidated financial statements are presented in section *D Consolidation principles*. (GRI 2-2)

In order to differentiate between the Group and the (production) sites in the reporting, the following company designations are used:

AMAG Austria Metall AG refers to the Austrian Group holding company which, as the ultimate parent company, is also responsible for preparing the consolidated financial statements.

AMAG Group / AMAG comprises all Group companies of AMAG Austria Metall AG. This includes the four divisions – Metal, Casting, Rolling and Service – as well as all sales companies.

AMAG Ranshofen refers to the production site at the headquarters in Ranshofen (Upper Austria) and consequently includes the Metal Division (excluding the Alouette interest in Canada), the Casting Division, the Rolling Division (excluding the wholly owned subsidiary AMAG components and excluding all sales companies) and the Service Division.

CHANGES IN SIZE AND STRUCTURE AS WELL AS NEW PRESENTATIONS OF INFORMATION (GRI 2-4)

In 2021, AMAG Austria Metall AG acquired the remaining 30 % interest in AMAG components, with headquarters in Übersee am Chiemsee, after having previously invested in the company in October 2020. It thereby became the sole owner from the turn of the 2021/22 year. As a consequence of the acquisition, AMAG Group has extended its value chain to include mechanical machining (focus on the milling of aircraft components) and the manufacture of special components from aluminium and titanium. As a consequence, AMAG Group is for the first time able to offer mechanically processed, finished products besides semi-finished, rolled products. The acquisition supports AMAG's specialties and recycling strategy (optimised buy-to-fly ratio and supply chain).

The target of increasing the number of female apprentices in the commercial sector (see the section on *Equal opportunities and diversity*) was adjusted from 20 % to 15 % up to and including 2024, as despite active advertising the labour market only provides a limited number of female applicants due to the diverse and attractive career opportunities in the region.

CONTACT POINT (GRI 2-3)

If you have any questions relating to the content of this report, or if you wish to discuss AMAG and its sustainability management, please contact our Communications and Sustainability Department:

Email: sustainability@amag.at

INTEGRATED CORPORATE AND SUSTAINABILITY STRATEGY

SUSTAINABILITY STRATEGY STATEMENT (GRI 2-22)

AMAG can look back on an exceptional 2022 financial year in many respects. While sentiment at the start of the year was still positive due to high demand for aluminium products, during the course of the year AMAG was confronted with the effects of the Ukraine war, highly volatile prices and the highest inflation rate in over seventy years. The market worsened significantly, particularly in the course of the second half of 2022, and affected demand for aluminium products from certain industries.

“Such uncertain times demonstrate once again that our corporate strategy – built on the four pillars of innovation, sustainability, humanity and diversity – delivers stability and success.”
CEO Gerald Mayer, on behalf of the entire AMAG Management Board

Responding to challenges with innovations has always been one of AMAG's strengths. In order to meet growing customer interest in aluminium alloys with the highest possible recycled content and a small carbon footprint, basic research is first required before moving on to specific product development. AMAG is ideally positioned in this respect with the “Center for Material Innovation – CMI” technology centre at the Ranshofen site, through collaboration with (inter)national universities and its own scientific and technological advisory board.

Ambitious annual targets in the areas of environment (E), social (S) and governance (G) take account of sustainability as a central strategic pillar of the company.

“We support the path to decarbonisation and, with our business model, we have for years ranked among the best within the industry. As a team, we will also do our utmost to rise to future challenges in this context and continue on our successful trajectory, with a clear focus on innovation and sustainability.”
CEO Gerald Mayer

For this reason, it is essential to plan ahead and to respond rapidly to problems such as the use and consumption of raw materials and energy. The fact that AMAG is already making an important contribution to sustainable and secure energy supply was underscored by the award of the Upper Austria Energy Globe 2022. AMAG received this prestigious prize, which is awarded annually to the country's best energy projects, for the largest rooftop photovoltaic plant, which now comprises 60,000

m² of collector area and is to be expanded in the future to double its capacity for solar electricity production. In addition to further awards, ratings also confirm AMAG's holistic approach to sustainability – see the *Compliance and transparency* section.

Employees undoubtedly play a key role in a company's long-term success and sustainable growth. As a consequence, AMAG attaches great importance to relationships both with and between employees that are based on mutual respect, as well as to open dialogue and communication. The high standard of occupational health and safety also contributes to a conducive working environment for everyone. In order to counteract the shortage of suitable specialists, AMAG invests in training and development. Here, too, AMAG is pleased to be able to point to external confirmation: in 2022, the Upper Austrian Chamber of Commerce recognised the company's exemplary apprenticeship training with the INEO-Award and awarded AMAG the INEO Seal of Quality for a further three years. An honest commitment to humanity naturally also includes unconditional compliance with, and the safeguarding of, human rights – both at AMAG sites and along the entire value chain. A Human Rights Code published in 2022 sets out corresponding standards and measures to ensure compliance with all rights and protection against discrimination.

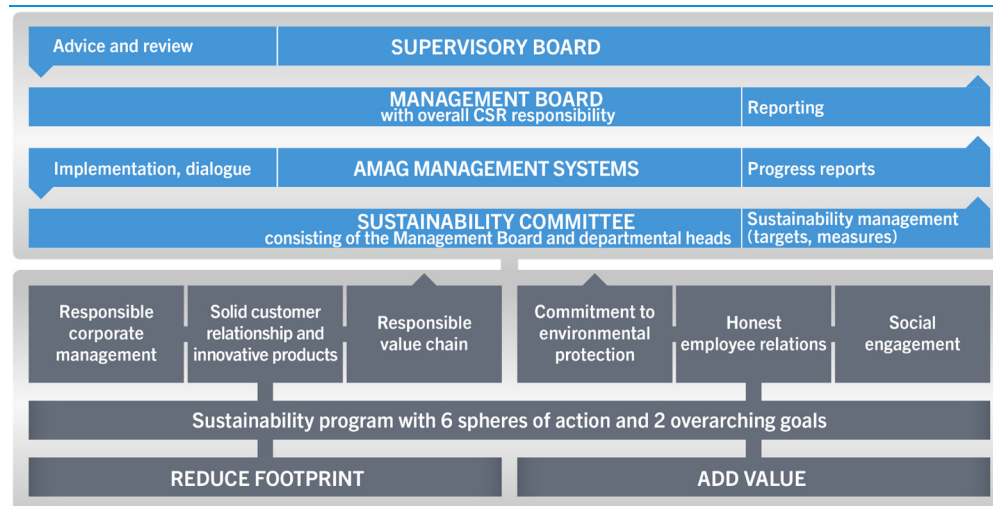
At AMAG, the aim of being versatile is reflected in a wide variety of areas, be it in the employees and their qualifications, AMAG's manufacturing divisions, and of course in the products themselves. Thanks to the commitment of the entire team and the optimal use of existing plant and personnel capacities, AMAG was able to take advantage of the predominantly positive market environment, particularly in the first half of 2022, and launch the new AL4[®]ever and AL4[®]ever star product categories, which feature a very small carbon footprint. Further innovations (see the sections on *Innovation* and *Customer relationships and consistent customer orientation*) will increase the share of specialty products and broaden the already diverse product portfolio.

The fact that AMAG came through the turbulent 2022 year in a stable and successful manner is also reflected in the impressive earnings for the year. The key figures can be found in the *Consolidated financial statements* section. In the following sections of the non-financial statement, AMAG's objectives, measures, performance, and sustainability activities in the year under review are discussed in detail.

The successes achieved in 2022, both in financial and ESG terms, despite difficult market circumstances, underscore the fact that AMAG is pursuing a forward-looking and sustainable path which the company will continue to follow consistently. AMAG's primary objective is to reduce its footprint and create added value as part of its business activities.

ORGANISATIONAL ANCHORING OF SUSTAINABILITY

(GRI 2-9, 2-12, 2-13, 2-14, 2-16, 2-17)



Sustainability forms a basic part of the corporate identity. The transfer of strategic objectives into corporate processes is ensured by involving numerous specialist departments and integrated with targets and metrics across all business units. As the uppermost supervisory body, the Supervisory Board performs its duties in relation to the company's economic, ecological and social responsibility. The long-term orientation of AMAG's sustainability strategy is determined by the Management Board – which is thereby also responsible for implementing the sustainability targets which are set out in the sustainability program and transferred to the management structure with clearly defined areas of responsibility – and ultimately also for reporting on the program and the defined targets. Sustainability management is coordinated in the Management Systems Department and reported directly to the Management Board, which in turn informs the Supervisory Board at regular intervals. The Sustainability Department is located within the Management Systems Department. Here, data is collected in close cooperation with all AMAG Austria Metall AG departments, measures are defined and checked for compliance, and new targets are identified. Moreover, the department reports on current developments and issues, prepares reports that track sustainability targets, and is responsible for participating in ESG ratings.

A Sustainability Committee, which meets once a year and consists of the Management Board and the divisional managers, evaluates the sustainability performance to date, reviews the extent to which measures from the AMAG sustainability program have achieved their targets, and adjusts them if necessary. It also sets new targets for subsequent years. The responsible departments ensure that sustainability issues are continuously implemented as part of day-to-day business, projects and research initiatives.

Sustainability management at AMAG Austria Metall AG is based on the following principles:

- › **Prevention:** In order to avoid negative impacts on people and the environment to the greatest possible extent, relevant hazards are addressed at an early stage, and proactively dealt with. In this context, AMAG operates certified management systems focused on occupational health and safety, quality, the environment and energy, as well as an extensive risk management system and an internal controlling system.
- › **Efficiency:** When developing our plants, processes and products, AMAG factors in resource and energy efficiency, as well as the minimisation of environmental impacts.
- › **Balance:** The broad positioning by sector and products, as well as in terms of the geographic markets AMAG supplies, ensures a high degree of balance and stability. Comprehensive sustainability activities in the various corporate divisions ensure that sustainability management functions systematically and is continuously improved.
- › **Materiality:** AMAG focuses on its operating activities' main economic, environmental and social effects, and maintains constant dialogue with its stakeholders in order to ascertain and determine significant topics.
- › **Completeness:** The communication principles of being transparent, up-to-date and complete enjoy top priority in both internal and external corporate communications. AMAG Group communicates promptly and comprehensively with relevant stakeholder groups about key topics relating to its business activities.
- › **Flexibility:** AMAG perceives changes to its economic and social environment, as well as new challenges posed by customers and markets, as an opportunity, and addresses them with a pronounced degree of flexibility.
- › **Innovative spirit:** Researching technologically challenging questions, the development of marketable applications, and continuous process and product improvement form an expression of AMAG Group's innovative spirit. (GRI 3-3, 2-23)

The annual sustainability goals are assigned to the six spheres of action and the two overarching targets identified in the Sustainability Compass. The Sustainability Compass maps AMAG's long-term sustainability program and consequently also serves as the overarching framework for this reporting.

- > **Responsible corporate management:** This sphere of action comprises the responsible treatment of the people and organisations involved in the development of the company and the responsible, legally compliant and morally correct conduct of business activities.
- > **Solid customer relationships and innovative products:** This sphere of action comprises long-term, partnership-based, fair customer relationships and new customer acquisition. This is achieved primarily by top product quality and innovations, and by maximising customer satisfaction.
- > **Honest employee relations:** This sphere of action comprises the systematic training and development of employees, the compatibility of family and work, measures relating to equal opportunities and occupational health and safety, as well as new employee recruitment.
- > **Commitment to environmental protection:** This sphere of action covers environmental protection. Measures are implemented as part of the certified management system (ISO 14001, ISO 50001) and the Continuous Improvement Process (CIP).
- > **Responsible value chain management:** This sphere of action comprises the management of raw materials along the value chain.
- > **Social engagement:** This sphere of action includes regional value creation, interaction with stakeholders, and support for social engagement in the areas of education, culture, social affairs, and sports.













Environment (E) 

Social (S) 

Governance (G) 

CONTRIBUTION TO ACHIEVING SUSTAINABLE DEVELOPMENT GOALS (SDGS)

The 17 Sustainable Development Goals mark a milestone on the global path to a sustainable future for ALL. AMAG Group commits to implementing this agenda with innovative, forward-looking products, dedicated environmental management and a responsible value chain. The following targets lie within AMAG Group's sphere of influence:

SDG	DESCRIPTION	AMAG SUSTAINABILITY TOPICS	AMAG CONTRIBUTION
4	 Quality education: Ensure inclusive and equitable quality education and promote lifelong learning opportunities for all	Training and development	Comprehensive, targeted training and development programs to attract skilled and young talent for the future, promotion of educational projects in the region
5	 Gender equality: Achieve gender equality and empower all women and girls	Equality and diversity, employment development	Promote gender equality and diversity
6	 Clean water and sanitation: Ensure availability and sustainable management of water and sanitation for all	Water	Ensure availability and sustainable management of water at the Ranshofen site Procurement of electricity from renewable energy sources, use of heat recovery, improvement of the energy content of scrap for the melting process, use of waste heat and optimisation of input materials as part of research and development projects (R&D), installation of a rooftop photovoltaic system, decarbonisation project
7	 Affordable and clean energy: Ensure access to affordable, reliable, sustainable and modern energy for all	Energy and emissions, innovation	Employee development, continuous learning, code of conduct, ensuring employee rights and cooperation with trade unions and works council, Responsible Procurement Management, investments in the Ranshofen site, R&D and customer orientation, Continuous Improvement Process (CIP)
8	 Decent work and economic growth: Promote sustained, inclusive and sustainable economic growth, full and productive employment and decent work for all	Human rights and responsibility in the supply chain, training and development, employment development, equal opportunities and diversity, occupational health and safety	Investments in the Ranshofen site (including expansion of recycling expertise), product development, innovation in production (including digitalisation)
9	 Industry, innovation and infrastructure: Build resilient infrastructure, promote inclusive and sustainable industrialisation, and foster innovation	Innovation, raw materials, recycling, regional value creation	Promote and advance the circular economy, retain a 75 to 80 % scrap utilisation rate, promote the use of aluminium products to achieve carbon savings (especially lightweight construction in the transport sector), Responsible Procurement Management
12	 Responsible consumption and production: Ensure sustainable consumption and production patterns	Human rights and responsibility in the supply chain, customer relations and orientation, waste, raw materials, recycling	Retain a 75 to 80 % scrap utilisation rate, utilise renewable energy sources, energy efficiency, energy savings through innovative technologies, decarbonisation roadmap
13	 Climate action: Take urgent action to combat climate change and its impacts	Energy and emissions, waste, water, biodiversity, raw materials, recycling	Measures to promote biodiversity, (re)forestation, protection of rare animal and plant species, strengthening of the Ranshofen recreation area
15	 Life on land: Protect, restore and provide sustainable use of terrestrial ecosystems, sustainably manage forests, combat desertification, halt and reverse land degradation and halt diversity loss	Biodiversity	Measures to ensure unconditional compliance with legislation and agreements on, among other issues, human rights, corruption prevention and transparency, tax obligations, data protection, etc., promotion of legally compliant and morally correct behaviour through training and open communication, as well as through the possibility of reporting misconduct anonymously (compliance line)
16	 Peace, justice and strong institutions: Promote peaceful and inclusive societies for sustainable development, promote access to justice for all, and build effective, accountable institutions at all levels	Compliance and transparency	

MEMBERSHIPS IN ASSOCIATIONS (GRI 2-28)

AMAG Group participates in numerous initiatives, associations and interest groups in order to share knowledge and contribute to the development of standards. AMAG Group cooperates with industry and aluminium associations in order to create a level playing field in aluminium production, among other objectives. It also supports the development of international framework legislation on climate change and greenhouse gas emissions, and actively participates in the debate on solutions to these challenges. Furthermore, AMAG Group is actively involved in initiatives aimed at promoting the recycling of aluminium and material responsibility. In 2022, AMAG Group was a member of the following associations and lobby groups, among others:

-
- > AAI – Austrian Aeronautics Industries Group
 - > GDA – Aluminium Germany
 - > ASI – Aluminium Stewardship Initiative, an initiative to create a sustainable standard for the aluminium value chain – from responsible corporate management through to meeting environmental standards as well as social standards
 - > ASMET – Austrian Society for Metallurgy and Materials
 - > Automobil Cluster – cross-sector network to support automotive sector companies
 - > BDLI – German Aerospace Industries Association
 - > BIR – Bureau of International Recycling
 - > Christian Doppler Research Association
 - > C.I.R.A. – Cercle Investor Relations Austria
 - > EA – European Aluminium
 - > GDMB – Society for Mining, Metallurgy, Resource and Environmental Technology
 - > ÖGfZP – Austrian Society for Non-destructive Testing
 - > Federation of Austrian Industries (IV)
 - > ÖVFA – Austrian Association for Financial Analysis and Asset Management
 - > respACT – Austrian business council for sustainable development
 - > UNGC – UN Global Compact
 - > VDM – German Association of Metal Dealers
 - > VNL – Association for Network Logistics
 - > WGM – Trade Association
-

In this context, it is particularly noteworthy that AMAG is a founding member of the Aluminium Stewardship Initiative (ASI), a non-profit organisation. The initiative was launched in 2012 to supplement activities designed to promote sustainability and material responsibility pursued for more than twenty years by the aluminium industry's lobby groups. The aim of the initiative is to demonstrate and step up the sustainable production of aluminium. To this end, globally applicable standards and a certification system for producers and processors of aluminium were developed. AMAG is already certified in accordance with both standards issued by the initiative (ASI Performance and Chain of Custody Standard), thereby evidencing the company's responsible aluminium production and processing.

As a basic requirement for achieving the ASI CoC Standard, conformity with the ASI Performance Standard, which officially confirms the sustainable production and processing of aluminium in Ranshofen, must first be demonstrated. AMAG already achieved certification to this ASI standard in 2018. The ASI CoC Standard goes one step further and starts at AMAG's own factory gates by requiring suppliers of primary materials to comply with the same stringent standards and criteria to which AMAG is committed. All steps in the value chain, from the production from bauxite and secondary aluminium through to processing and on to the finished product, are encompassed.

AMAG Austria Metall AG has also been a member of the UN Global Compact since 2022 and is thereby committed to promoting the UNGC's ten principles relating to sustainable and responsible economic management and development.

RISK MANAGEMENT (GRI 2-25)

Risk management has been implemented as an integral component in order to identify, assess and control all significant risks and opportunities within AMAG Group. It makes a significant contribution to the successful implementation of AMAG's corporate strategy and the objectives derived from it. Risks are to be identified at an early stage and, where possible, proactively managed in order to limit or completely avoid their occurrence and potential negative effects. In addition to mitigating risks, the aim is to leverage business opportunities in a targeted manner. Crucial tasks include identifying scarce resources in order to deploy them in a forward-looking, efficient and effective manner, as well as deciding on new investments and (business) activities in a timely and risk-oriented manner in order to minimise risk. For this purpose, a sufficiently high level of risk awareness is essential at all organisational levels of AMAG. AMAG risk management is based on the ISO 31000 Risk Management standard and the COSO ERM framework. AMAG risk management guidelines govern the efficient and responsible handling of risks and opportunities within AMAG Group in order to minimise legal and economic consequences.

The *Risk and opportunity report* contained in the Group management report refers, in particular, to those strategic and operational risks and opportunities that have an external impact on the company and derive from the "outside-in view". In addition, sustainability issues (ESG) and associated risks and opportunities, which are assigned to the areas of employee issues, combating corruption and bribery, environmental concerns, social issues, and respect for human rights, among other areas, are also becoming increasingly important.

In the course of defining the main topics for the non-financial statement, an analysis was conducted based on the risk management assessment, which in addition to the outside-in view also includes those risks and opportunities that emanate from the company and can have an impact on the corporate environment (inside-out view).

Climate-related risks were also taken into consideration in the study on the avoidance of significant adverse effects according to the EU Taxonomy (Regulation (EU) 2021/2139).

STAKEHOLDER MANAGEMENT (GRI 2-29)

It is essential for every company to identify stakeholders and to understand their different concerns and needs in order to thereby derive optimisation potentials. This requires structured stakeholder management.

Stakeholders are in principle those persons or groups who have legitimate economic, environmental, social or societal concerns and claims in relation to the company in connection with its (in)direct business activities. For AMAG, responsibility towards a wide range of stakeholders arises not only from its core business – the production of semi-finished aluminium products as an important material for the processing industry – and from its position as a strong company within the Inntal region, but also as a public stock corporation. In order to bundle these stakeholders' interests, higher-level groups have been defined.

The following five stakeholder groups were defined by an internal working group:

-
- > Shareholders and investors
 - > Business partners
 - > Employees
 - > Public
 - > Government bodies
-

Stakeholder management is based on the following structural approach:

-
- > Stakeholder mapping
 - > Communication and dialogue
 - > Evaluation of feedback and derivation of relevant topics
 - > Assessment of opportunities and risks from the relevant topics
 - > Integration of issues and impacts in the materiality analysis
 - > Reporting and communication on key issues
-

Continuous and open communication must occur if the concerns and expectations of the various stakeholder groups are to be taken into consideration. In addition to the online stakeholder survey, which to date has been conducted annually via the AMAG website, a wide variety of dialogue formats are used. These include personal discussions and dialogue at local, national and international level about cooperation in bodies and associations, topically related stakeholder events at the Ranshofen site, participation in trade fairs and conferences, as well as communication through social media. The AluReport magazine, the non-financial statement in the annual report, press releases and publications in regional media are used in order to provide ongoing reporting on AMAG Group activities.

In order to offer the regional population around the Ranshofen site a further point of contact, the AMAG FORUM was set up in Braunau's town square. This is regularly staffed by AMAG Group employees. Members of the public can ask questions, voice their concerns and obtain information. In addition, specialist presentations are held there on topics such as biodiversity and aluminium recycling, and even financial topics such as price hedging.

In order to promote communication with employees as an internal stakeholder group, an annual goal achievement meeting has been established.

The feedback from the stakeholder groups is systematically analysed in the specialist departments and discussed with the Management Board and the heads of the specialist departments at the annual sustainability committee meeting. Stakeholder interests play a key role in the orientation and activities of sustainability management. They thereby also serve as a basis for selecting the topics to be prioritised for annual reporting.

(GRI 2-12)

For AMAG Group, it is of great importance in the context of stakeholder management that interest groups be involved in a transparent decision-making process at an early stage, and that satisfactory solutions be found for all parties involved.

The table on the following page lists the stakeholder groups, communication formats and relevant topics.

Stakeholder group	Stakeholder	Communication and collaboration formats (GRI 3-3)	Topics introduced in 2022	
Shareholders and investors	<ul style="list-style-type: none"> > Shareholders > Banks > Investors 	<p>Frequency: Continuous/quarterly</p> <ul style="list-style-type: none"> > One-on-one meetings with banks, investors and owners > Financial reporting (quarterly), ratings > Plant visits 	<ul style="list-style-type: none"> > Annual General Meeting > Investor conferences > Roadshows > Investor fairs 	<p>Energy supplies (risk and mitigation measures) and energy cost price trends, decarbonisation, status of the AMAG components integration process, business model, ESG ratings, sustainability strategy, upcoming investments, market development, EU Taxonomy, innovation, COVID-19 situation</p>
Business partners	<ul style="list-style-type: none"> > Customers > Suppliers > Science and research 	<p>Frequency: Continuous</p> <ul style="list-style-type: none"> > Working groups > Audits > Reporting practice > Complaints management > Research projects > Communicating through social media > Partnerships with universities, talks 	<ul style="list-style-type: none"> > AluReport customer magazine > Customer satisfaction measurement > Trade fairs and specialist conferences > Training activities > Company website > Plant visits > Science and technology advisory board 	<p>Energy supplies (risk and mitigation measures) and energy cost price trends, decarbonisation, carbon footprint, aluminium price trend, raw material supplies, skills shortages, sustainability strategy, supply chain responsibility, legal compliance, innovation, customer relationships, risk management, recycling, circular economy (closed loop customer relationships and life cycle assessment), Aluminium Stewardship Initiative (ASI), digital transformation, COVID-19 situation</p>
Employees	<ul style="list-style-type: none"> > Applicants > Management > Employees 	<p>Frequency: Continuous</p> <ul style="list-style-type: none"> > Intranet (newsletter) > Career fairs > Communication via social media, employee app > Continuous Improvement Process (CIP) > Apprentice coach 	<ul style="list-style-type: none"> > Employee surveys and meetings > Employee discussions > Events > Dialogue with employees and management > Works Council meetings 	<p>AMAG as an employer (remuneration, dividend, work-life balance, working hours), job security, energy supplies, products, occupational safety, COVID-19 situation</p>
Public	<ul style="list-style-type: none"> > Neighbourhood > NGOs > Media > Competitors > Associations 	<p>Frequency: Continuous</p> <ul style="list-style-type: none"> > Active collaboration in associations and bodies > Working groups > Questionnaires > Reporting of non-financial information > Communicating through social media > Stakeholder survey 	<ul style="list-style-type: none"> > Discussions in the context of cultural sponsoring > Press relations, conferences, interviews, one-on-one meetings > Events and dialogues > Plant visits > Complaints management 	<p>Energy supplies (risk and mitigation measures) and energy cost price trends, decarbonisation, raw material supplies, supply chain responsibility (including human rights), shortage of skilled workers, sustainability strategy, recycling, innovation, occupational safety, waste and water management, emissions, equal opportunities and diversity, biodiversity, COVID-19 situation</p>
Government bodies	<ul style="list-style-type: none"> > Public authorities > Legislators > Policymakers 	<p>Frequency: Continuous</p> <ul style="list-style-type: none"> > Authorisation procedures > Dialogue, specialist discussions and talks 	<ul style="list-style-type: none"> > Opinions > Plant visits > Stakeholder survey 	<p>Energy supplies (risk and mitigation measures) and energy cost price trends, shortage of skilled workers, legal requirements (German Supply Chain Act, draft EU Supply Chain Act (Corporate Sustainability Due Diligence Directive)), Carbon Border Adjustment Mechanism (CBAM), EU Taxonomy, ETS trading, EU Renewables Directive, Industrial Emissions Directive, EIA-G amendment, REACH chemicals legislation, Federal Waste Management Plan</p>

MATERIALITY ANALYSIS (GRI 3-1)

In order to develop a systematic sustainability program and pursue it in a targeted manner, it is necessary to identify and select relevant focus areas. A materiality analysis is used for this purpose. The materiality analysis was conducted in accordance with the requirements of the GRI Universal Standard 2021 and is divided into the following four steps:

1. UNDERSTAND THE ORGANISATION'S CONTEXT

The start of this process requires the creation of an overview of AMAG Group's activities and business relationships. This entails, firstly, the use of regulatory requirements and sector standards (see box), and, secondly, the involvement of external and internal stakeholder groups in order to identify relevant topics for AMAG Group. Stakeholder groups have the opportunity to address their concerns to the company directly or by means of an online questionnaire, which is accessible on the company's website throughout the year.

The topics – based on regulatory and sector standards, feedback from stakeholder groups and the materiality analysis of the previous reporting year – are assigned to the ESG areas Environment (E), Social (S) and Governance (G) in an initial overview presentation.

REGULATORY REQUIREMENTS:

- Sustainability and Diversity Improvement Act (NaDiVeG)
- EU Taxonomy
- OECD Guidelines for Multinational Enterprises
- UN Global Compact (10 principles) and UN Sustainable Development Goals (SDGs)
- GRI Universal Standards 2021

SECTOR STANDARDS:

- Aluminium Stewardship Initiative
 - ASI Performance Standard
 - ASI Chain of Custody
- Ratings
 - Sustainalytics
 - EcoVadis
 - Vönix

2. IDENTIFY ACTUAL AND POTENTIAL IMPACTS

After an initial pre-selection (longlist) of potential topics has been made, the actual and potential impact of these topics is again identified by involving the stakeholder groups, and by internal experts from the specialist departments. The effects can be both positive and negative (opportunities and risks), short-term and long-term, already occurred, as well as relevant for the future.

3. ASSESS THE SIGNIFICANCE OF THE IMPACTS

In this step, a quantitative and qualitative assessment of the significance of the impacts is again conducted by the specialist departments – in close coordination with risk and opportunity management. With regard to the impacts, a distinction must be made between whether these have an external influence on the company and are consequently of business relevance, or whether they emanate from the company and have an impact on non-financial issues (ESG). Accordingly, the significance of the issues arises from two perspectives:

OUTSIDE-IN PERSPECTIVE: Assessment of those effects of opportunities and risks that arise due to external influences on the business relevance or the company.

INSIDE-OUT PERSPECTIVE: Actual and potential positive and negative impacts (opportunities and risks) originating from the company that affect the areas of environment, social or governance.

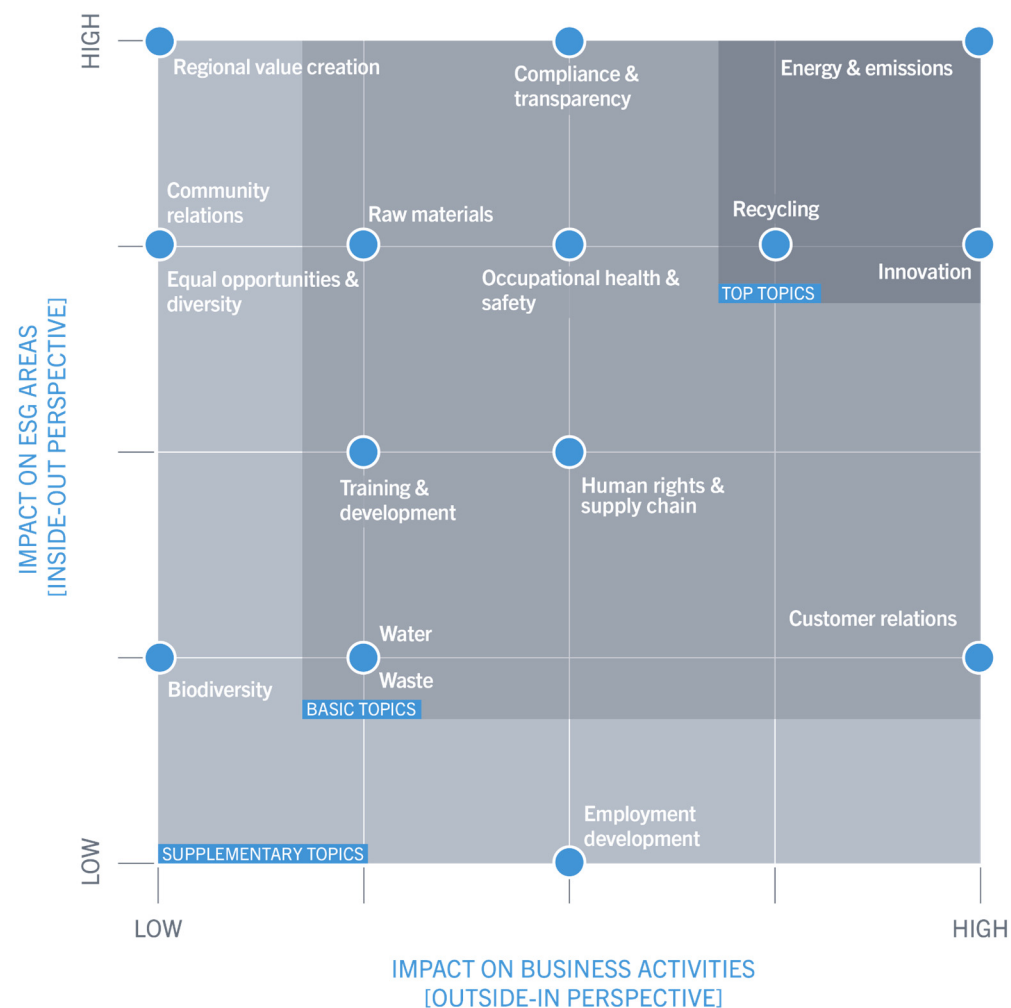
In order to be able to make as realistic an assessment as possible, the probability of occurrence and the degree of impact of risks and opportunities are included in the assessment of the effects. A scale of 1 (low) to 5 (high) is used for the rating.

4. PRIORITISE THE MOST SIGNIFICANT IMPACTS FOR REPORTING

In the final step of the materiality analysis, a shortlist of issues whose impacts are most significant is derived from the preceding assessment. In principle, all topics included in this shortlist are considered “material”. However, in order to be able to differentiate and prioritise more precisely, a further subdivision is made into the categories TOP, BASIC and SUPPLEMENTARY.

The selection of topics is presented to the Management Board as part of an annual sustainability committee and approved by the Management Board for reporting. (GRI 2-12)

PRESENTATION OF THE ASSESSMENT OF THE EFFECTS



SIGNIFICANT TOPICS IN THE 2022 REPORTING YEAR

The rating of the essential topics as TOP, BASIC or SUPPLEMENTARY can be seen in the chart on the previous page.

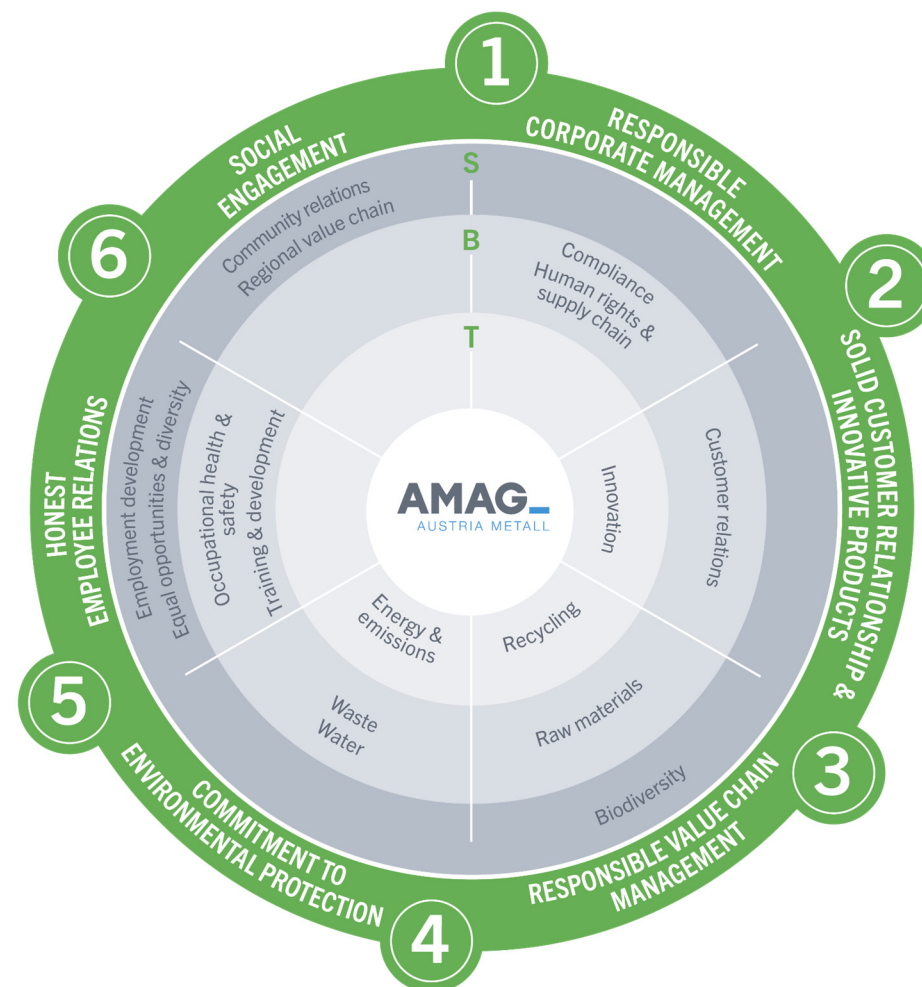
The TOP topics prioritised for this year's reporting were "energy and emissions", "recycling" and "innovation". These topics were assigned a value of greater than or equal to 4 in both evaluation perspectives.

The BASIC category includes "compliance and transparency", "human rights and responsibility in the supply chain", "raw materials", "occupational health and safety", "training and development", "water", "waste" and "customer relationships and customer orientation". The "water" and "waste" topics were classified as a supplementary topic in 2021. Supplementary topics are those that were rated as low (value 1) based on their influence or impact from at least one of the two perspectives. "Biodiversity", "equal opportunities and diversity", "community relations", "regional value creation" and "employment development" are addressed as supplementary topics in the 2022 reporting year. The latter was reported as a "material issue" in the previous year (corresponds to the "BASIC topic" category in the year under review).

In principle, there are no additional material issues in the 2022 year compared with the previous year. The shifting of individual topics between the TOP, BASIC and SUPPLEMENTARY categories results in no structural changes for the present reporting.


The topics assessed as material were assigned to the spheres of action from the Sustainability Compass, which serves as the overarching framework for this reporting. This assignment and the order of the topic areas in this report can be seen in the adjacent diagram.

The main issues or the handling of these by AMAG entail potential as well as actual positive and negative effects. The handling of impacts forms part of the respective management approach in the topic-specific chapters, but is presented collectively for the main topics in each case in the following tables. In addition, the topics or their effects are assigned to the three ESG areas.







KEY TOPICS: TOP – BASIC – SUPPLEMENTARY (GRI 3-2)





TOP topics  BASIC topics  SUPPLEMENTARY topics 







ESG issues:
Environment (E) 





Social (S) 

Governance (G) 

Topic and ESG allocation	Key stakeholder group	Actual and potential negative or positive impacts emanating from AMAG's sites and/or business relationships (GRI 3-3)	AMAG handling (GRI 2-25)	NaDiVeG issues
Sphere of action: "Responsible corporate management"				
 Compliance and transparency 	Shareholders and investors Business partners Employees Public Government bodies	+/- (Un)fair competition +/- Integrity/corruption +/- (Non-)compliance with environmental regulations at the sites +/- (Non-)compliance with human rights at the sites +/- (Non-)disclosure of confidential information +/- (No) transparent reporting on (non-)financial aspects +/- Gain/loss of trust in the event of (non-)compliance with the compliance rules in relation to stakeholders	Compliance: Compliance system, training and instruction sessions, guidelines, code of conduct, code of ethics for suppliers, compliance committee and Internal Control System (ICS), compliance line, data protection agreements, data security, data protection team, tax control system, EU Taxonomy working group, risk assessment, internal audits Transparency: Issuer Compliance Directive, AMAG Connect, non-financial statement, reporting via various media, AluReport	Anti-corruption and bribery, employee issues, diversity, human rights, social issues, environmental issues
 Human rights and responsibility in the supply chain 	Shareholders and investors Business partners Employees Public Government bodies	+/- (Non-)compliance with human rights at the sites and along the supply chain +/- (No) discrimination at the sites and along the supply chain +/- (Un)fair competition + Establishment of binding supply chain standards (ASI) - Tightening of the legal situation + Promotion of sustainable and environmentally compatible working practices in the supply chain +/- No or negative environmental impacts along the supply chain +/- (Non-)compliance with legal requirements in the area of supply chain responsibility	Code of conduct, human rights brochure and training, Responsible Procurement Management, certifications and memberships (ASI Performance Standard, CoC; EA), responsible sourcing process, compliance rules for suppliers, assessments and audits, supplier evaluation, cooperation with customers, communication and awareness-raising regarding energy and environmental issues	Anti-corruption and bribery, employee issues, diversity, human rights, social issues, environmental issues









Topic and ESG allocation	Key stakeholder group	Actual and potential negative or positive impacts emanating from AMAG's sites and/or business relationships (GRI 3-3)	AMAG handling (GRI 2-25)	NaDiVeG issues
Sphere of action: "Solid customer relationships and innovative products"				
T  Innovation	Shareholders and investors Business partners	+ Driving innovation +/- Sustainable products with lower environmental impact (e.g. recycling-compatible alloys) and products with high environmental impact +/- Good/inadequate quality and delivery performance +/- New patents and infringement of patents + R&D activities to implement the decarbonisation strategy at AMAG sites + Market gains through innovative products +/- Revenue and profit growth due to innovative products, or loss of revenues and profits due to lack of innovation	R&D partnerships, R&D investments, market monitoring, development partnerships with customers, R&D steering committee, science and technology advisory board, failure mode and effects analysis, CIP (Continuous Improvement Process)	Environmental issues
B  Customer relationships and consistent customer orientation	Shareholders and investors Business partners Employees	+ Establishment of new sustainable customer relationships +/- Establishment/loss of long-term customer loyalty + Positive contribution to climate protection through customer demand for products with a small carbon footprint +/- Growth or reductions in revenue and earnings +/- (Un)fair competition	Training, certifications, R&D, complaint handling, scrap analysis, setting specific targets, customer qualifications, use of the SMILE (Shared Material Inventory and Logistics Execution) customer portal, use of customer relationship management, Net Promoter Score, products with a small carbon footprint	Anti-corruption and bribery, environmental issues
Sphere of action: "Responsible value chain management"				
B  Raw materials	Business partners Public Government bodies	- Raw material shortages and conflicts along the supply chain + Establishment of binding supply chain standards - Tightening of the legal situation + Promotion of sustainable and environmentally compatible working practices in the supply chain +/- No or negative environmental impacts along the supply chain	Code of conduct, compliance rules at suppliers, Responsible Procurement Management, master agreements with long-standing regular suppliers, certifications and memberships (ASI Performance Standard, CoC; EA) assessments and audits, supplier evaluation, communication and raising awareness about energy and environmental issues	Environmental issues
T  Recycling	Business partners Public Government bodies	+/- Improved/deteriorated net carbon footprint + Resource conservation through recycling management at AMAG sites + Establishment of binding supply chain standards + Promotion of the circular economy	Compliance rules for suppliers, assessments and audits, memberships (e.g. ASI, EA), code of conduct, supplier assessment, promotion and implementation of ASI standards, investments in sorting technologies, closed loop concepts, collaboration with customers, communication and awareness-raising regarding energy and environmental topics	Environmental issues







Topic and ESG allocation	Key stakeholder group	Actual and potential negative or positive impacts emanating from AMAG's sites and/or business relationships (GRI 3-3)	AMAG handling (GRI 2-25)	NaDiVeG issues
Sphere of action: "Commitment to environmental protection"				
T Energy and emissions 	Public Government bodies	+ Reduction of environmental impacts through efficient use of energy and renewable energy sources at AMAG sites +/- (Lack of) energy supply security +/- Reduction/increase in environmental impacts from greenhouse gases - Gas and dust emissions and associated deterioration of air quality, damage to health, impairment of local flora and fauna at AMAG sites - Tightening of the legal situation	Environmental and energy management system, certifications (ISO 14001, ISO 9001, ISO 50001), environmental legal register, internal procedural instructions and audits, compliance with official requirements, increased use of renewable energies, promotion and implementation of ASI standards, high scrap utilisation rate, communication and awareness-raising about energy and environmental issues, decarbonisation roadmap	Employee issues, social issues, environmental issues
B Waste 	Public Government bodies	+ Resource conservation at AMAG sites - Environmental damage at AMAG sites (e.g. soil contamination in Ranshofen due to contaminated sites) - Reputational risk, damage to business relations for AMAG Group - Violation of legal compliance and associated penalties for individual AMAG Group companies - Tightening of the legal situation for AMAG Group	Waste officers, environmental management system, proper disposal and temporary storage, intermediate waste storage, recycling, internal audits	Social issues, environmental issues
B Water 	Public Government bodies	+ Water conservation at AMAG sites - Pollution, scarcity and availability of water, as well as resource conflicts at AMAG sites	Environmental management system, wastewater treatment, efficient use of water (recirculation), wastewater measurements, cooperation with authorities	Social issues, environmental issues
S Biodiversity 	Public	+/- Positive or negative effects on the ecosystem of woodland and water at AMAG sites + Reinforcement of Ranshofen as a local recreation area + Promotion of biodiversity at AMAG sites	Biodiversity action plan, environmental legal register, environmental management system, environmental management meeting and environmental planning team, internal audits, compliance with notification requirements, ASI certifications	Environmental issues
Sphere of action: "Honest employee relations"				
B Occupational health and safety 	Employees Government bodies	+ Health prevention at AMAG sites +/- Less/more sick leave, or employee health problems + Reduction of employee accidents at work +/- Cost (savings) for social security + Good employee work-life balance	Policies, safety instructions, ad hoc training sessions, Safety Steering Committee (SILAS), safety representatives, contractor safety training, certifications, audits, "zero accidents strategy", occupational medicine, seal of approval for workplace health promotion, prevention concepts	Employee issues
B Training and development 	Employees	+ Adding value through acquiring expertise + Strengthening employee retention through attractive training opportunities +/- High/low employee turnover rate + Positioning as an attractive employer	Qualification programs, training and development programs, employee goal setting and development meetings, "dual" vocational training, AMAG training courses, Competence System	Employee issues







Topic and ESG allocation	Key stakeholder group	Actual and potential negative or positive impacts emanating from AMAG's sites and/or business relationships (GRI 3-3)	AMAG handling (GRI 2-25)	NaDiVeG issues
Sphere of action: "Honest employee relations"				
S Employment development 	Employees	+/- Job gains or losses + Regional value creation with AMAG Group as a stable employer at its respective sites +/- Reduction or increase in recruiting (cost per hire) or employee turnover costs due to (lack of) long-term employee relationships - Lack of utilisation of production capacities due to shortage of skilled workers	Recruiting, partnerships, implementation of information days and guided tours, assignment of project work, employee goal setting and development meetings	Employee issues, diversity, social issues
S Equal opportunities and diversity 	Employees	+/- (No) promotion of gender equality and diversity +/- (No) discrimination based on gender, age, religion, ethnicity, sexual orientation (Equal Treatment Act) and disability	Code of conduct, personnel development measures, participation in women's advancement projects, alliances with universities and schools, information days and guided tours, assignment of project work	Employee issues, diversity, social issues
Sphere of action: "Social engagement"				
S Community relations 	Employees Public Government bodies	+ Strengthening the regional environment through donations and sponsorship +/- (In)sufficient information about works activities in relation to regional public and state bodies	Code of conduct, donations and sponsorship, AMAG Social Award, children's holiday campaign	Employee issues, social issues
S Regional value creation 	Employees Public	+ Adding value in the region by awarding contracts to local suppliers - Weakening of local suppliers due to lack of inclusion in the awarding of contracts	Purchasing guidelines for raw materials and supplies, capital goods, services, overhead materials and energy, tax guidelines	Social issues

The measures for each topic are described in detail in the relevant section.

SUSTAINABILITY PROGRAM (GRI 3-2)

Topic and SDG allocation	Target 2022	Performance 2022	Target 2023/medium term
Sphere of action: "Responsible corporate management"			
B Compliance and transparency 	Continuous further development of the compliance system: No violations	Compliance violations recorded: None "Best Business Award" in bronze	Continuous further development of the compliance system: No violations
B Human rights and responsibility in the supply chain   	Adherence to principles of human rights at AMAG and at suppliers through <ul style="list-style-type: none"> Creation of a human rights brochure Involvement of AMAG components in Responsible Procurement Management 	Human rights violations recorded: None Human rights brochure published Integration of AMAG components: Ongoing	Adherence to principles of human rights at AMAG and at its suppliers, including through: <ul style="list-style-type: none"> Involvement of AMAG components in Responsible Procurement Management
Sphere of action: "Solid customer relationships and innovative products"			
T Innovation   	Increase of AMAG's specialty products share by 1.5 % (shipments in tonnes) per year to more than 50 % by 2027; research transfer and increase in the depth of scientific research through an annual number of at least three new dissertations and at least 12 ongoing dissertations	Specialty share of rolled products: 51 % (2021: 42 %) Number of dissertations started: 4 (2021: 5) Number of dissertations ongoing: 13 (2021: 10) Employees with R&D and innovation tasks: 164 (2021: 148) Number of CIP suggestions submitted: 9,370 (2021: 9,799)	Increase in AMAG's share of specialties by 1.5 % per year to over 50 % (sales in tonnes) in 2027, and research transfer and increase of scientific research depth through annual number of at least three new and at least 12 ongoing dissertations
B Customer relationships and consistent customer orientation 	Acquisition of new customers and long-term retention of existing customers by deepening understanding of customers and providing high-quality aluminium products produced in a sustainable manner through: <ul style="list-style-type: none"> Establishment and market communication of at least two pilot products with particularly sustainable properties 	Shipments at the Ranshofen site: 316,100 t (2021: 317,400 t) Certifications: Excellent quality of the management system certified (IATF 16949, AS/EN 9100, ISO 14001, ISO 50001, ISO 45001, ISO 9001)	Long-term retention of existing customers by deepening understanding of customers and attracting new customers, as well as by providing high-quality, sustainably produced aluminium products, including through: <ul style="list-style-type: none"> Establishment and market communication of the AMAG AL4®ever and AL4®ever star products Completion of trial orders and at least one series order in 2023

Topic and SDG allocation	Target 2022	Performance 2022	Target 2023/medium term
Sphere of action: "Responsible value chain management"			
B Raw materials 	Procurement of certified and sustainable raw materials to meet customer demand through: <ul style="list-style-type: none"> Procurement of at least 45,000 t of ASI-certified aluminium in the form of rolling slabs and primary aluminium in 2022 Increase in ASI-certified scrap Increasing the yield and grade purity of chips in the context of closed loop recycling with AMAG components 	Sourcing ASI-certified rolling slabs/primary aluminium: 46,600 t (2021: 40,000) Procurement of ASI-certified scrap: 53,100 t (2021: 58,800)	Procurement of certified and sustainable raw materials to meet customer demand through: <ul style="list-style-type: none"> Procurement of at least 45,000 t of ASI-certified aluminium in the form of rolling slabs and primary aluminium in 2023 Increasing or maintaining the share of ASI-certified scrap to more than 35 % in 2023
T Recycling 	Production growth while retaining a scrap utilisation rate of around 75 to 80 %	Scrap utilisation rate: 76.5 (2021: 78 %) Aluminium scrap processed: 320,800 t (2021: 341,200)	Production growth while retaining a scrap utilisation rate of around 75 to 80 %
Sphere of action: "Commitment to environmental protection"			
T Energy and emissions 	Continuous improvement of energy-related performance as well as reduction of specific carbon emissions taking into consideration the Energy Efficiency Act and national and European carbon reduction targets by implementing the AMAG decarbonisation roadmap: <ul style="list-style-type: none"> Scopes 1+2: Reduction in carbon emissions by 40 % (specific) and 20 % (absolute) by 2030 (base year 2017) with the goal of climate-neutral production by 2040 Scope 3: Reduce average specific carbon emissions from the primary aluminium upstream supply chain by 20 % by 2030 (compared with 2018-2020) Reduction of Scope 2 emissions through conversion to renewable electricity procurement at the two AMAG components sites 	Specific energy consumption: 1,178 kWh/t (2021: 1,179 kWh/t) Scopes 1+2: Specific CO₂ emissions: 0.165 t CO ₂ /t (2021: 0.168 t CO ₂ /t) Scope 3: Specific CO₂ emissions: 1,459,600 t CO ₂ eq (2021: 1,253,800 t CO ₂ eq) Decarbonisation Roadmap AMAG components: Conversion to renewable electricity implemented at production sites Specific waste volume: 15.9 kg/t (2021: 15.5 kg/t)	Continuous improvement of energy-related performance as well as reduction of specific carbon emissions taking into consideration the Energy Efficiency Act as well as national and European carbon reduction targets by implementing the AMAG decarbonisation roadmap: <ul style="list-style-type: none"> Scopes 1+2: Reduction in emissions by 40 % (specific) and 20 % (absolute) by 2030 (base year 2017) with the goal of climate-neutral production in the period from 2040 to 2050. Scope 3: Reduce average specific carbon emissions from the primary aluminium upstream supply chain by 20 % up to and including 2030 (compared with 2018-2020)
B Waste 	Avoidance or reduction of waste Production-specific waste volume < 16 kg/t at the Ranshofen site	Specific waste volume: 15.9 kg/t (2021: 15.5 kg/t)	Avoidance or reduction of waste Production-specific waste volume < 16 kg/t at the Ranshofen site
B Water 	Efficient and economical usage of water; limiting specific water withdrawal to 6 m ³ /t while increasing the vertical depth of manufacture of the Ranshofen facility with recycling, casthouse and rolling mill	Specific service water withdrawal: 6.1 m ³ /t (2021: 6.0 m ³ /t) Evaluation and quantification of potentials to reduce utilisation of service water Environmental incidents: 0 (2021: 1) Implementation of the existing action plan in the area of biodiversity: Ongoing	Efficient and economical usage of water; limiting specific water withdrawal to 6 m ³ /t while increasing the vertical depth of manufacture of the Ranshofen facility with recycling, casthouse and rolling mill
S Biodiversity 	Promotion of biodiversity at the Ranshofen site	Implementation of the existing action plan in the area of biodiversity: Ongoing	Promotion of biodiversity at the Ranshofen site and creating a forest trail

Topic and SDG allocation	Target 2022	Performance 2022	Target 2023/medium term
Sphere of action: "Honest employee relations"			
B Occupational health and safety 	Reduction of the TRIFR accident rate as part of the "zero accidents" strategy to a target level of < 1.3 in 2022 given a long-term TRIFR target level of 1.0 by 2024	TRIFR accident rate: 1.0 (2021, Ranshofen site: 0.8)	Reduction of the TRIFR accident rate as part of the "zero accidents" strategy to a target level of < 1.1 in 2023 given a long-term TRIFR target level of 1.0 by the end of 2024
B Training and development 	Qualification and development of all employees: Increase the number of training and development courses to an average of two days per employee	Total hours for training and development: 4,853 (2021, Ranshofen: 37,012) Number of hours for training and development per employee: 20 (2021, Ranshofen site: 18)	Qualification and development of all employees: <ul style="list-style-type: none"> Increase the number of training and development courses to an average of two days per employee in 2023
S Employment development 	Demand-oriented recruitment of employees for AMAG's growth course and strengthening of the AMAG employer brand while retaining or reducing the employee turnover rate to < 6 %	Employees (reference date/heads): 2,140 (2021: 2,080) Employee turnover rate: 8.2 (2021: 8.1 %)	Demand-oriented recruitment of employees for AMAG's growth course and strengthening of the AMAG employer brand while retaining or reducing the employee turnover rate to < 6 %
S Equal opportunities and diversity 	Open approach to diversity and promotion of equal opportunities through: <ul style="list-style-type: none"> Making technical professions more attractive for women Increasing the number of female apprentices in the industrial area to a share of 20 % by 2024 Increasing the proportion of women in management positions (senior management) to the average proportion of women in the company by 2024 	Number of nations: 31 Proportion of women: 15 (2021: 15 %) Female apprenticeship rate in the industrial area: 11 (2021: 12.5 %) Percentage of women in senior management roles: 13 % (2021: 12 %) Discrimination cases reported: None	Open approach to diversity and promotion of equal opportunities through: <ul style="list-style-type: none"> Making technical professions more attractive for women Increasing the number of female apprentices in the industrial area to a share of 15 % by the end of 2024 Increasing the proportion of women in management positions (senior management) to the average proportion of women in the company by the end of 2024
Sphere of action: "Social engagement"			
S Community relations 	Developing the region through community and social investment: balanced scope of donations and sponsoring expenditures in the areas of education, science and research, social affairs, sports and culture in the vicinity of the company's headquarters	Donations and sponsoring expenses: EUR 136,700 (2021, Ranshofen site: EUR 87,000)	Developing the region through community and social investment: balanced scope of donations and sponsoring expenditures in the areas of education, science and research, social affairs, sports and culture in the vicinity of the company's headquarters
S Regional value creation 	Promotion of local value creation	Orders: 162.4 EUR million in Upper Austria, of which EUR 84.3 million in the Innviertel region (2021: EUR 109.3 million in Upper Austria, of which EUR 64.7 million in the Innviertel region)	Promotion of local value creation
The measures for each topic are described in detail in the relevant section.			

RESPONSIBLE CORPORATE MANAGEMENT

KEY PERFORMANCE

- › No compliance or human rights violations recorded
- › Ongoing implementation of online training
- › Human Rights Code published
- › Preparation of a study to assess the criteria for the avoidance of significant negative effects and analysis of the minimum protection according to the EU Taxonomy Regulation
- › Renewed listing in the VÖNIX Sustainability Index of the Vienna Stock Exchange
- › AMAG receives “Best Business Award” in bronze for sustainable corporate management
- › AMAG receives “Effective Sustainability Communicator Award 2022”
- › Highest rating in platinum by EcoVadis – AMAG Austria Metall AG ranks among the “Top 1 %” in the sector

In order to be perceived as a trustworthy partner by shareholders, customers, business partners, employees and society, compliance with all relevant laws, voluntary commitments and internal regulations as well as fair competition are of the utmost importance.

B COMPLIANCE AND TRANSPARENCY (GRI 3-3)

Compliance principles are the basis for fair business conduct and social dialogue. The violation of these principles can have far-reaching social and economic consequences. The ultimate goal is to comply with these principles without exception.

Target 2022

- › Continuous further development of the compliance system: No violations

Management approach (GRI 2-23, 2-24)

COMPLIANCE SYSTEM: AMAG Austria Metall AG is committed to the principles of the Austrian Corporate Governance Code, and consequently to responsible corporate governance and control systems oriented to delivering sustainable value creation.

The company has a comprehensive compliance system encompassing guidelines, audits and training. Related regulations are contained in AMAG’s guidelines on anti-corruption, data protection, commercial sales representatives, anti-trust and issuer compliance. The guidelines are reviewed annually in accordance with the internal control system (ICS), updated as necessary and distributed in a regulated process. In addition, training courses are offered in both face-to-face and virtual form.

The *AMAG code of conduct* (see QR code) supplements the guidelines and forms an essential component of the compliance program. It covers topics such as fair and free competition, avoidance of conflicts of interest, protection of information and data, corporate policy, human rights and the reporting of misconduct. The code of conduct can be found on the company website together with the compliance regulations for suppliers. The compliance rules are communicated actively to all suppliers and integrated with the general terms and conditions of purchasing. AMAG’s suppliers are required to comply with these principles.



The primary objective of the compliance system is to prevent violations from the outset. The cornerstones of the compliance system comprise:

- › Systematic risk analysis to evaluate potential compliance risks
- › Compliance program for prevention, response, and fulfilment of legal and operational requirements
- › Compliance organisation to define monitoring, control and information responsibilities
- › Training and communication relating to dialogue with risk owners and establishment of a shared understanding of compliance: mandatory training in the context of classroom events or online with specific deadlines
- › Compliance line for anonymous reporting of violations
- › Monitoring relating to the adaptation, control and review of the adequacy and efficiency of the compliance system

The Compliance Committee reports on relevant compliance issues to the Management Board on a regular basis. The heads of the respective departments work together on the ongoing updating of the compliance system, reporting within their area of responsibility to the Management Board. Ongoing audit checks and an internal control system (ICS) secure the compliance system. The Compliance Committee consists of the heads of the following departments:

AREA	DEPARTMENT RESPONSIBLE
Issuer compliance	Investor relations and legal
Anti-trust law	Legal
Anti-corruption	Legal
Code of conduct	Communications
Guidelines	Communications
ESG compliance	Management systems
Risk management	Management systems
Data protection	IT and legal
Export control and customs	Customs and foreign trade law
Internal audit	Controlling
Information security	IT

In addition, the Management and Supervisory Boards are informed about the progress made in the refinement of the compliance system.

ISSUER COMPLIANCE: As a listed company, AMAG Austria Metall AG is subject to the provisions of the EU Market Abuse Regulation (“MAR”) and Directive (“MAD”), as well as the Austrian Stock Exchange Act on the principles for the dissemination of information and on organisational measures to avoid insider trading within the company. The Issuer Compliance Directive is in force to implement these legal provisions, and it is reviewed and updated at regular intervals. The Issuer Compliance Officer and his/her deputy report directly to the plenary Management Board and submit regular reports to both the Management Board and the Supervisory Board. Their primary responsibility is to comply with and continuously review the rules to prevent misuse or disclosure of sensitive and confidential information that could affect the company’s share price. In addition, the Issuer Compliance Officer is available to answer employees’ questions on this topic.

COMPLAINT MECHANISM: In the event of violations of laws and regulations, AMAG Austria Metall AG has a whistleblower system in place. AMAG employees can anonymously report misconduct and violations of laws or guidelines either directly via the compliance officer or via a compliance hotline (as well as potential violations of the code of conduct, internal regulations, statutory regulations). It is available to employees and the public alike and can also be accessed via the company website.

- > Website: www.amag-al4u.com/compliance-line
- > Email address: ethics@amag.at
- > Telephone number: +43 7722 801 2227



The identity of whistleblowers is kept confidential by the compliance officers, and all reports are handled anonymously in the Legal and Communications departments. Furthermore, employees can contact the HR department directly in the event of violations. (GRI 2-26)

DATA PROTECTION: The protection and security of personal data is an important matter for AMAG. Personal data are only collected, processed and used to the extent absolutely necessary for operational purposes. The handling of such data is subject to stringent legal regulations. The highest priority is placed on the technical protection of personal data against unauthorised access. AMAG has appointed a data protection team and data protection coordinators to implement and monitor regulatory requirements. Designated employees from the legal, project management, customs and foreign trade, as well as IT departments act as the data protection team and are the point of contact for all data protection coordinators appointed within the respective departments to coordinate data protection-related activities. The data protection team is also responsible for maintaining all data protection directories. In addition, company agreements on employee data protection and binding, internal data protection regulations as well as standard contractual clauses for the transfer of personal data were concluded with all sales subsidiaries, and processes for data subject rights and data breaches, including rules of procedure, were introduced.

The *data protection policy* (see QR code) can be viewed on the AMAG website.



TAXES AND DUTIES: For AMAG, uncompromising compliance with national and international tax laws forms an essential part of sustainable corporate governance. To this end, the company has a tax control system designed to ensure tax compliance in all areas of activity. The Group tax guidelines are the relevant guidelines in this context, which define tasks and responsibilities for dealing with tax risks. The Group tax guidelines are the relevant guidelines in this context, which define tasks and responsibilities for dealing with tax risks. The AMAG code of conduct, which includes the obligation to act in accordance with the applicable legal provisions in relation to the respective authorities, is also authoritative. The Group tax guidelines relate to all domestic and foreign taxes and duties where a legal obligation exists for the companies to cooperate.

The objectives of the guidelines include:

-
- › The preparation and timely filing of all tax returns
 - › The checking of tax statements for correctness
 - › The timely and punctual payment of all tax payments
 - › The fulfilment of documentation duties
 - › The proper recording and processing of tax-relevant facts
 - › The fulfilment of approval, cooperation and information obligations
 - › The ongoing calculation and monitoring of the Group tax rate
-

The responsibilities and competencies for tax-related areas are clearly defined. The Management Board is responsible for compliance with tax regulations, while their implementation is delegated to the managing directors where the Group company concerned is responsible. The Management Board is informed on a regular basis about tax matters. The ongoing fulfilment of all tax law obligations is generally conducted with the involvement of the Group financial accounting department. Work instructions are created in the process. In addition, controls are performed and training is offered on a regular basis. Reporting to the Supervisory Board on significant tax risks and positions is also carried out at least once a year by the Group financial accounting department. AMAG attaches great importance to open and transparent dealings with the tax authorities. All returns and filings are completed properly and on time. In addition, no structures are maintained with the aim of aggressive tax planning or tax avoidance. It is also the case that no corresponding tax issues have been communicated in the context of discussions with stakeholders.

In order to identify possible misconduct and lack of integrity in relation to taxes, a whistleblower system exists in the form of a compliance hotline (+43 7722 801 2227) which enables the anonymous reporting of suspected violations. Moreover, all transfer pricing documentation requirements based on the international legislative framework (OECD Transfer Pricing Guidelines) and national statutory documentation requirements are fulfilled. AMAG Austria Metall AG is not obligated to prepare a country-by-country report (CbCR). This is prepared by the B&C Group as the majority shareholder. **(GRI 207-1, 207-2, 207-3)**

HUMAN RIGHTS: Information and data on the observance and promotion of human rights can be found in the section *Human rights and responsibility in the supply chain*.

Central measures (GRI 2-23, 2-24)

In the 2022 reporting year, several measures were implemented to anchor the importance of compliance and transparency even more firmly throughout the company.

Investor Relations Department:

- › Issuer compliance training several times a year for AMAG employees who are involved in confidential areas for the first time
- › Annual issuer compliance policy update and quiz via ALEX e-learning platform
- › Issuer compliance information for new employees and workers via onboarding video
- › Information meetings with the Management Board, company management teams and the Works Council
- › Random checks to ensure the correct handling of confidential information

Legal Department:

- › Continuous development of training activities at AMAG, ensuring rapid transfer of information in the event of regulatory changes
 - › Maintenance of the training system, incorporation of new developments (EU Whistleblower Directive, EU Supply Chain Act, etc.)
 - › Training of the relevant departments by external experts on the subject of house searches (legal issues, internal procedures, correct behaviour)
 - › Integration of AMAG components into the compliance system
 - › Inclusion of ESG as a compliance area in the compliance management system
-

ISSUER COMPLIANCE: Mandatory training, which was primarily online, formed a key element in avoiding compliance violations. Ongoing information discussions were held internally in the area of issuer compliance and the capital market, and regular updates were provided on the subject of issuer compliance. This includes the annual issuer compliance information meeting with the Management Board and the management teams. Issuer compliance training was provided for new employees in confidential areas. Furthermore, a video was already created in 2021 to provide initial information on the issuer compliance topic. This is distributed to all new employees via the e-learning system. A further measure comprised the annual revision and distribution of the issuer compliance guideline.

ANTI-CORRUPTION: The subject of anti-corruption was addressed by the legal department as part of audit projects and enquiries from employees (e.g. participation in events, acceptance of gifts). Required documents and guidelines have been checked to ensure that they are up-to-date and in compliance with legal requirements. Furthermore, the procedure for association meetings and the related revision of the anti-trust guidelines was adapted.

COMPLIANCE COMMITTEE: This committee advises on key compliance issues and met three times in 2022. At these meetings, care was taken to ensure that compliance standards are uniformly developed, applied and communicated. Direct communication on compliance issues occurred in the context of meetings of the Management Board and of the Supervisory Board's Audit Committee, and regular coordination between the Issuer Compliance Officer and the Management Board.

DATA PROTECTION: In the data protection area, IT security patrols and random checks were performed to ensure the correct handling of confidential information. As in the reporting year 2021, the focus of the information security management system was again on the continuous improvement of information security measures. Regular reviews in the form of audits and recertifications ensure that information security processes and measures are adhered to. In the year under review, the monitoring audit for the ISMS (Information Security Management System) according to ISO 27001 was successfully passed. In addition, work was carried out to enhance IT security in the production-related environment, IT emergency management was revised, and training courses were held to raise employee awareness concerning IT security. Furthermore, TISAX certification, which certifies the company's secure processing of information from business partners, was awarded in 2022.

RISK ANALYSIS: The risk of compliance violations, including corruption risks, is identified through a systematic risk assessment. In the course of the compliance risk analysis, the three compliance areas of occupational health and safety, export compliance and public law (administrative law, and tax and duties law) were prioritised in 2022 and appropriate measures were taken. In the export compliance area, apart from the addition of export control training modules to the e-learning system, a compliance check with a focus on foreign trade and export control awareness-raising measures were conducted at AMAG components. In the area of public law (administration, environment, taxes, duties, etc.),

respective officers with appropriate qualifications have been appointed and a specialist department for tax issues has been set up. Corresponding guidelines and ongoing audits underpin the importance of this issue. The area of occupational safety is covered by the company's own specialist department and transferred to a management system.

EU WHISTLEBLOWING DIRECTIVE: In 2019, the "EU Directive on the protection of persons who report breaches of Union law" was adopted with corresponding implementation provisions. To date, a national implementation of the EU directive is only available in the form of a draft of the Whistleblower Protection Act (HSchG). With its existing complaints mechanism in the form of a compliance hotline, the company is well prepared for the requirements of the EU directive.

ANNUAL GENERAL MEETING: AMAG Austria Metall AG held its eleventh Annual General Meeting in virtual form at the company's headquarters in Ranshofen on April 20, 2022. All items on the agenda were dealt with and resolutions were passed by a large majority, including the payment of a dividend of EUR 1.50 per share for the 2021 financial year.

INTEGRATION OF AMAG COMPONENTS: In the 2022 reporting year, further progress was made in integrating AMAG components into the compliance system and into AMAG's Responsible Procurement System. Training sessions were held on topics such as exports, customs, corruption prevention and antitrust law. In addition, data protection coordinators at AMAG components were trained and procedural instructions on the subject of data subjects' rights were established. A set of occupational safety guidelines has also been implemented and AMAG components is also in constant contact with AMAG's management systems and occupational safety department at the Ranshofen site. All AMAG components employees have now been given access to the online platform for training purposes (ALEX). Some guidelines are currently still distributed in analogue form; work is underway to make all necessary documents available on the intranet.

IMPLEMENTATION OF THE EU TAXONOMY: During 2022, an internal working group consisting of the controlling, financial accounting and management systems departments continued to deal with the implementation of EU Taxonomy reporting. The EU Taxonomy follows the objective of the Green Deal and describes a framework to classify sustainable economic activities within the EU in a universally valid manner. According to the Taxonomy Regulation, an economic activity is considered taxonomy-compliant if it makes a significant contribution to at least one of a total of six environmental objectives without harming any other designated environmental objective ("Do No Significant Harm – DNSH"). At the same time, certain minimum requirements must be met, such as in relation to human rights. For this purpose, AMAG reports its share of taxonomy-relevant and non-relevant economic activities in terms of total revenues, total capital expenditure and operating expenses for the 2022 financial year.

Detailed presentations can be found in the section [Information about environmentally sustainable activities according to the EU Taxonomy Regulation](#).

Results (GRI 3-3)

In the 2022 reporting period, no reports were submitted via the compliance hotline or to the relevant departments. Furthermore, no proceedings were reported or identified to AMAG Group due to anti-competitive behaviour or violations of antitrust and monopoly law, due to non-compliance with laws and regulations in the social and economic area, due to non-compliance with environmental laws and regulations, or due to violations of corporate due diligence obligations in relation to sustainability. As a consequence, the company also did not pay any fines for violations or non-compliance with the above laws and regulations in 2022. (GRI 2-27, 206-1)

RATINGS AND AWARDS: AMAG's sustainability activities are evaluated on a regular basis by external organisations such as rating agencies. The ratings provide investors and customers with a basis for decision-making and help to continuously review and, if necessary, supplement sustainability activities. In May 2022, AMAG received an ESG risk rating of 20.8 from rating provider [Sustainalytics](#). The value indicates a medium risk of being exposed to material financial effects through ESG factors. The ESG risk rating ranks AMAG in fifth place within the aluminium sub-industry out of a total of 180 aluminium companies assessed. This rating relates to factors that are identified as the significant ESG issues for a sector, such as environmental performance, resource conservation, human rights compliance and supply chain management.

[EcoVadis](#), operator of an internationally recognised independent sustainability and CSR (Corporate Social Responsibility) assessment platform, awarded AMAG's sustainability performance the highest rating of platinum in 2022, placing it in the "Top 1 %" of the companies assessed in the "Precious Metals and Nonferrous Metals" industry category.

For the 2021/2022 period, AMAG Austria Metall AG has once again been listed in the [Vönix](#), the sustainability benchmark of the Vienna Stock Exchange's Austrian stock market.

This index comprises those Austrian companies that rank as leaders in terms of social and ecological performance. The Vönix is based on measurement of corporate sustainability. AMAG has been consistently included in the Vönix since the 2014/2015 rating.

After 2021, AMAG Austria Metall AG was again awarded the "[Vienna Stock Exchange Prize](#)" in the "Mid Cap" category and achieved third place overall. With this award, the Vienna Stock Exchange confers an annual honour on listed Austrian companies for leading performance. The expert jury was

impressed above all by the high quality of the company's investor support and its transparent capital market communications.

As part of the annual conference of Cercle Investor Relations Austria (CIRA), AMAG was presented with the "[Effective Sustainability Communicator Award 2022](#)", thereby underscoring the quality of its sustainability reporting. The performance of ATX Index companies in the area of sustainability reporting was assessed on the basis of, among other elements, annual reports, capital market presentations and web presences in the investor relations area. AMAG's successful second place ranking among all participating ATX companies reflected its holistic and transparent sustainability reporting.

In the 2022 reporting year, AMAG was also pleased to receive a transnational award for sustainable corporate governance. Among other factors, the company impressed with its high level of expertise in recycling, sustainable production and its clear focus on innovation, thereby securing the "[Best Business Award](#)" in bronze. (GRI 2-18)

Further target and next steps

Target:

- > Continuous further development of the compliance system: no violations

Next steps:

- > Continuous development of training activities
- > Implementation of the Whistleblower Directive in accordance with legal requirements
- > Preparation for the announced measures regarding sustainability in the supply chain
- > Continued support of AMAG components in selected compliance issues
- > Update review of the compliance management system and prioritisation of the defined compliance fields
- > Quarterly meetings of the Compliance Committee for ongoing evaluation of current developments in the compliance management system

B HUMAN RIGHTS AND RESPONSIBILITY IN THE SUPPLY CHAIN (GRI 3-3)

As a core element of responsible corporate governance, AMAG Group respects and promotes compliance with human rights, both within its own company and in the supply chain. Employee rights in accordance with national constitutional provisions and international human rights conventions enjoy the highest protection and priority at all sites. All employees are treated according to the principle of equal opportunity – without distinctions based on gender, ethnicity, religion, age, sexual orientation, disability or other status.

Suppliers and business partners are expected to comply with the same high standards in relation to human rights. When selecting suppliers and business partners, the company thereby also takes into consideration key non-financial criteria such as respect for human rights and environmental and safety standards.

Human rights also occupy an essential position in the respective essential topics or subject areas – especially, for example, in honest employee relations. The following section provides a clear presentation of all key information relating to AMAG's general handling of human rights obligations.

Target 2022

- > Compliance with the basic principles of human rights by AMAG and suppliers
- > Preparation of a human rights brochure
- > Integration of AMAG components in Responsible Procurement Management

Management approach (GRI 2-23, 2-24)

Overall responsibility for compliance with human rights lies with the Management Board. Human rights aspects are implemented by the respective departments and monitored during the year, including as part of the purchasing process, and they are reported internally in the context of the sustainability committee. For example, the HR department deals with human rights issues relating to labour law, while the purchasing departments are responsible for managing human rights aspects in the supply chain. The Occupational Health and Safety department is responsible for safety-related human rights issues, while the Group Communications department implements AMAG policy in relation to the impact of human rights on local communities.

Managers have a special role model function in this respect. They exemplify the values and bring them to bear in day-to-day management. Internal regulations and company agreements (code of conduct, company works agreement on working time regulations, wage and salary regulations, guidelines on the use of information technology) promote respect for employee rights and are intended to prevent discrimination. A corresponding feedback culture (including through the annual employee appraisal discussions) has been established. AMAG also attaches great importance to the protection of personal data (Group-wide data protection guidelines, works agreements, data protection declaration).

The following international standards are endorsed:

- > **International Human Rights Charter**
- > The **ILO Declaration** on Fundamental Principles and Rights at Work, in particular non-participation in child labour, forced labour or debt bondage.
- > **UN Global Compact (UNGC)**: As a signatory to the UN Global Compact, AMAG Group is committed to promoting the UNGC's ten principles on sustainable and responsible economic management and development.
- > **UN Guiding Principles on Business and Human Rights**: The UN Guiding Principles on Business and Human Rights are a key initiative for corporate human rights responsibility.
- > **OECD Guidelines for Multinational Enterprises**: These form the basis of a multilateral code of conduct to promote responsible corporate conduct in international business.
- > **Aluminium Stewardship Initiative (ASI)**: In raw material supply chains with a high risk of human rights violations, AMAG Group pursues the aspiration of the greatest possible transparency over upstream stages of the value chain. This enables critical human rights issues to be identified and targeted measures to be defined and implemented.

The standards and values anchored in the aforementioned international standards are reflected in AMAG's guidelines and procedural instructions (see following page) and form the binding framework for action for employees, business partners and suppliers (GRI 2-24).

-
- › **Code of conduct:** This describes how AMAG and its companies deal with the special responsibility they have towards their stakeholders. It also supports employees and managers in carrying out their activities in a legally and morally correct manner. The code of conduct can be found on the company website and is distributed to new employees as well as via an e-learning training course for information and compliance with a final self-test. Practical instruction on correct behaviour is provided on the basis of case studies (e.g. bribery, anti-trust law, data protection, conflicts of interest as well as discrimination and harassment).
 - › **Human Rights Code:** In order to create and deepen a basic understanding of human rights and potential impacts within the company and among suppliers, a Human Rights Code was drawn up in 2022. AMAG thereby underscores its commitment to unconditional compliance with, and promotion of, human rights, and demonstrates the core elements of the company's duty of care. The Code also indicates the responsibilities, areas of application and stakeholder groups affected. Online training via the e-learning system on the topic of responsibility for human rights as well as the basic principles of human rights has been available since 2021. Departments that deal with human rights issues – especially Human Resources, Sales, Purchasing and Communications – receive information and recommendations with the aim of raising awareness in relation to human rights both within the company and along the supply chain.
 - › **Procedural instructions for “Responsible Procurement Management”:** A systematic approach is pursued along the supply chain with the aid of Responsible Procurement Management in order to avoid human rights violations as far as possible. The companies' respective purchasing departments follow a systematic approach which examines new and existing key suppliers (scrap, primary metal, rolling slabs, metal alloys, dross and energy suppliers) for compliance with human rights on a risk basis. The supplier rating is based on a points system which evaluates four areas. The overall risk is derived from the supplier's total number of points. The first area includes confirmation of compliance rules for suppliers. A risk rating (low, medium, high) is then assigned at the country level. The further assessment includes certifications and focus issues relating to compliance with human rights, labour and social law, origin of goods, environmental protection and employee health. Risk reduction measures are to be defined and correspondingly evaluated for suppliers in the “high risk” category. Depending on the risk ascertained, the relevant suppliers must be re-assessed every 1 to 3 years.

- › **Compliance rules for suppliers:** The basic sustainability requirements of supply chains in relation to management, human rights, occupational health and safety, environmental protection and energy efficiency, among other areas, are defined in the compliance rules for suppliers. The principles defined in relation to human rights include the right to form or join independent union representation, fair treatment of employees in relation to suitable working times, regular holidays and performance-related remuneration. These are available on the AMAG website and are integrated into the general terms and conditions of purchase. In recognising the compliance rules, suppliers in their own supply chains are expected to actively drive the implementation of the sustainability requirements defined in them. In the event of a violation, the contract with the supplier may be terminated early on exceptional grounds with immediate effect, or the company may withdraw from the contract.

In addition, export compliance regulations and relevant provisions of the Foreign Trade and Payments Act are stringently observed. Furthermore, a system-supported sanction check is performed to ascertain whether economic sanctions or an arms embargo exist in relation to the business partner or the recipient country.

Central measures

-
- › Preparations and audits of internal handling in relation to the EU supply chain law
 - › E-learning training on AMAG's role in human rights to develop a basic understanding of human rights and the impact companies can have on them through their business activities and business relationships
 - › Creation of a human rights brochure
 - › Design and audit of a responsible sourcing process
 - › Compliance with human rights and conflict zone criteria in the Responsible Sourcing Process
 - › Discussions with suppliers about the importance of ESG issues
 - › Focus on supply chain responsibility across the value chain, such as the agreement among Alouette partners to prioritise procurement of alumina from ASI-certified sources
-

SUPPLY CHAIN RESPONSIBILITY: The issue of human rights due diligence, particularly in the supply chain, has gained momentum in recent years. A European supply chain law, the preparation of which is progressing, sends a clear political signal in this context. This cross-industry set of rules aims to encompass social, environmental and human rights due diligence requirements within the supply chain. In February 2022, a draft for a corresponding directive was published by the European Commission and adopted in the EU Council of Ministers in December 2022. AMAG acts responsibly in accordance with Responsible Procurement Management, which was already implemented in 2018 as part of the ASI Performance Standard certification, and which actively monitors related developments.

The risk assessment of the main suppliers is conducted on the basis of the Responsible Sourcing Process instructions and is documented accordingly. This risk assessment also forms part of human rights due diligence and aims to identify suppliers that do not comply with the compliance rules and the human rights and conflict criteria they contain.

As already mentioned in the section *Compliance and transparency – central measures*, the two AMAG components sites (Karlsruhe and Übersee) are being progressively integrated into AMAG's established compliance processes. The initial risk assessment of AMAG components 2023 suppliers is being prepared.

Results (GRI 3-3)

In 2022, no violations of human rights were reported by suppliers or employees.

In 2022, 88 % of employees working in areas relevant to human rights policy completed appropriate training. (GRI 412-2)

In the course of the risk assessment of key suppliers in the upstream supply chain (metal alloys, scrap, primary aluminium and rolling slabs), no suppliers were identified as high-risk. More than 95 % of the procurement volume was purchased from low-risk suppliers.

The Human Rights Code, whose contents were described in more detail earlier in this section, was prepared and published in 2022. It can be accessed via QR code on the AMAG website.



Further targets and next steps

Target:

- > Adherence to principles of human rights at AMAG and at its suppliers, including through:
- > Involvement of AMAG components in Responsible Procurement Management

Next steps:

- > Continuous risk assessment of suppliers
- > Adjustments based on changes in the statutory framework (Supply Chain Act)
- > Improvement of complaints mechanisms for employees and external parties

SOLID CUSTOMER RELATIONSHIPS AND INNOVATIVE PRODUCTS

KEY PERFORMANCE

- › Definition and market communication of products with particularly small carbon footprints
- › Establishment of the Smart Factory
- › Development together with AUDI of a recycled cast alloy (AlSi7.REC) for aluminium wheels
- › A total of 164 employees working in the research and development (R&D) and innovation area
- › AMAG components: Enhanced vertical range of manufacture with sustainable value creation through improved carbon footprint via closed loop recycling for alloy-to-alloy recycling
- › Recertifications of the management system (occupational health and safety, energy, quality, environment): Excellent quality of the management system externally certified

AMAG's research strategy aims to enhance competitiveness through developing customer-specific solutions to problems, as well as specialty products, thereby making important contributions to its growth strategy. A high level of specialisation, state-of-the-art production technologies and extensive digitalisation play an important role in this context. R&D activities also include optimisation of material characteristics and efficient materials deployment. At its locations, AMAG focuses here on collaborating with key customers from technologically challenging sectors with high innovation potential (e.g. automotive, aircraft). Research and development efforts are focused on:

- › The manufacture of products promoting the use of aluminium and its sustainable development (including AL4[®]ever, AL4[®]ever star)
- › The deployment of R&D and technology to ensure optimal operation and enhance product quality
- › The development of new recycling technologies and the further development of existing recycling technologies for optimal materials utilisation (including alloy-to-alloy recycling)
- › Increasing the share of specialty products for tailor-made customer solutions through process and alloy development
- › The improvement of process stability, productivity, costs and safety through the use of digital possibilities

T INNOVATION (GRI 3-3)

AMAG Group has been focusing on the responsible, resource-conserving production of aluminium for many years. Extensive, in-depth recycling expertise, especially of significantly contaminated scrap, as well as application oriented research and development form the basis for the innovation of sustainable products.

AMAG's innovation and R&D activities at the Ranshofen site are the driving force behind greater competitiveness and the development of customer-specific solutions as part of its strategy of profitable growth. Many of the product innovations directly or indirectly address current and global social and ecological topics such as fossil resource shortage, recycling, climate change and mobility. Special attention is paid to solutions that enable closed loop concepts with customers as well as alloy-to-alloy recycling, or allow recycling-compatible alloys and cross-over alloys, reduce environmental impacts (e.g. lightweight components) and offer new as well as improved application possibilities.

Target 2022

- › Increase of the specialty products share of AMAG Austria Metall AG by 1.5 % (shipments in tonnes) per year; research transfer and greater depth of scientific research through an annual number of at least three new dissertations and at least 12 ongoing dissertations

Management approach

Responsibility for coordinating the research, development and technology of individual companies lies with the Corporate Technology department, whose management reports directly to the Chief Operating Officer. The department is responsible for the development and implementation of the R&D strategy, alliances with (non-) university research institutes, the new and further development of products and processes, application-oriented materials development, digital analysis technologies, and the intellectual property (IP) strategy for the screening, safeguarding and exploitation of intellectual property. The operating companies also have their own technology areas.

RESEARCH AND DEVELOPMENT: The AMAG R&D system forms the decisive basis for innovative progress. In addition to the company's internal R&D departments, it consists of research partners and the Scientific and Technological Advisory Board, which has been an important companion since 2008 and currently consists of eight permanent members. The experts on the Scientific and Technological Advisory Board belong to various universities (see the adjacent box) and support scientifically oriented projects or assist AMAG Group with technical issues. Equally, members study current technical literature and communicate concerning important publications, scientific and technological developments and trends, or patent applications. The Scientific and Technological Advisory Board, which meets every six months, develops measures to promote innovation, which are taken into consideration in the R&D strategy, among other areas. Implementation is monitored on an ongoing basis.

PARTNER UNIVERSITIES ON THE SCIENTIFIC AND TECHNICAL ADVISORY BOARD:

- University of Leoben
- JKU Linz
- Vienna University of Technology
- Graz University of Technology
- ETH Zurich
- Max Planck Institute in Düsseldorf

In-house research combined with expertise from external alliances not only contributes to the improvement of existing products, but also ensures forward-looking results. Accordingly, research partnerships range from basic research and conventional contract research to new product development. AMAG supports bachelor's and master's degree projects and dissertations, is a member of the Christian Doppler Society for Advanced Aluminium Alloys and participates in several COMET centres of excellence (Materials Center Leoben, AC²T). Last but not least, an endowed professorship at the University of Leoben is being financed, and work is ongoing in the materials development area in several working groups throughout Europe. Such measures serve to develop both expertise and personnel. Further alliances are listed in the adjacent box. These alliances are continuously deepened in the context of long-term projects.

ALLIANCES:

- University of Leoben
- Vienna University of Technology
- Graz University of Technology
- ETH Zurich
- Friedrich-Alexander University Erlangen-Nuremberg
- Johannes Kepler University Linz
- Paris Lodron University Salzburg
- LKR Leichtmetallkompetenzzentrum Ranshofen
- FELMI-ZFE Austrian Centre for Electron Microscopy and Nanoanalysis
- Freiberg University of Mining and Technology
- Max Planck Institute for Iron Research in Düsseldorf

Worldwide alliances have also been established in the area of testing technology, and consistent recourse is made to these alliances. Important activities include participation in committees, working groups and research projects initiated in this context, such as at European Aluminium (EA), the German Aluminium Association (GDA), the German Materials Society (DGM), the German Aerospace Industries Association (BDLI), Hydrogen Europe, and in various standardisation bodies, such as the Austrian Standards Institute (ASI), the German Institute for Standardisation (DIN) and the Austrian Society for Non-destructive Testing (ÖGfZP). The extensive digitalisation of processes is being evaluated and further developed on the basis of the Smart Factory testing technology flagship project (see the "Central measures" sub-section within this section).

AMAG's innovation success is measured by the number of new customers or new orders for which new applications for AMAG's products have been developed, and constantly monitored by the share of specialty products in its shipments. Successful innovations are also characterised by the optimisation of alloys, and these help to enhance materials efficiency (best possible utilisation).

CONTINUOUS IMPROVEMENT PROCESS (CIP): One of the company's special strengths also lies in its employees' creative potential and commitment. The Continuous Improvement Process (CIP) gives them the opportunity to play an active role in shaping working processes. The CIP organisation within AMAG Group is based on efficient teams. The various activities of the CIP teams are brought to the attention of all employees via various communication channels and instruments such as notice boards, the intranet, regular newsletters, and CIP events based on a standardised reporting system. The suggestions for improvement are collected and processed in a central database. Administrators ensure that suggestions are systematically evaluated and processed. If the idea receives a positive evaluation, a bonus is paid to reflect the expected benefit. This actively promotes a culture of change and constant innovation.

Central measures

- › Multi-year collaboration with institutes in projects and expansion of the scientific network
- › Targeted promotion of dissertation candidates to foster loyalty to the Group over the long term
- › Developing specialty products and efficient production processes
- › Tapping new applications for AMAG products
- › Establishment of a completely new alloy family (CrossAlloy)
- › Registration of multiple product patent families: Fluxfree brazing Europe, exterior trims, 5xxx Fe
- › Application for a process patent
- › Involvement of dissertation candidates in AMAG patent training for employees
- › FET Green Fronrunner projects (DeCAST, DekaWW) launched to accompany decarbonisation strategy and submitted for funding
- › “GrainEvol” simulation project launched in the CMI: Potential “Virtual Laboratory” to reduce/optimize trial-and-error experiments
- › Smart Factory: digitalisation and automation in materials testing
- › Driving the use of digitalisation through statistical analysis using cloud computing, Big Data and machine learning, and materials tracking to enhance process efficiency
- › AMAG receives ICT Austria award for “Sustainable Digitalisation” in the “Data Science” area

SCIENCE AND RESEARCH: Together with the Scientific and Technological Advisory Board, measures and target achievement levels were evaluated as part of the R&D strategy newly defined from 2022 onwards. At an annual meeting of the Board with the Chief Technology Officer, managing directors and further R&D managers, a list of recommendations for key topics was derived from this evaluation. No new focus areas have emerged for the 2022 reporting year; decarbonisation, machining technology and the circular economy will continue to be focused on as forward-looking R&D areas.

The area of the circular economy and decarbonisation is also covered by AMAG’s two large, multi-year **Green Fronrunner projects** (DeCAST, DekaWW), which aim to both replace fossil fuels with regenerative alternatives and boost the scrap utilisation rate while maintaining or improving product quality. These scientific projects, which were supported by several dissertations, were both successful in competing for funding by the Austrian Research Promotion Agency (FFG).

AMAG Austria Metall AG contributes financially to the expansion of research infrastructure at technical universities in Austria. For example, together with the B&C Privatstiftung private foundation a seven-year research funding agreement was signed in 2021 with the University of Leoben for personnel and infrastructure in the “Aluminium Microstructure Analysis Gainhub (AMAGh)”. The focus of this alliance is on research into the micro-structure of aluminium in order to be able to control its properties in further processing and applications. In 2022, Prof. Pogatscher’s CD laboratory

“Advanced Aluminium Alloys”, a close cooperation with AMAG R&D, was also positively evaluated and extended for a further two years with the option of an additional year. In addition, AMAG Austria Metall AG donated a WAAM system for 3D printing of light metals to the Graz University of Technology for the additive manufacturing area. The system was used at AMAG components for research and the production of demonstration parts made of titanium, and will now provide insights into the material behaviour as well as the achievable properties of the components produced from different materials (including aluminium). The students thereby have a state-of-the-art industrial tool at their disposal for their training.

To facilitate the transfer of research and increase the depth of academic research, work continued on the development of doctoral candidates at the Ranshofen site in 2022.

TECHNICAL PROGRESS AND INNOVATIVE PRODUCTS: Greater customer requirements in terms of sustainability and recyclability are making the applicability of aluminium crossover alloys increasingly important. These requirements are met by **AMAG Crossalloys®**, which underline the potential of new approaches in alloy design by combining the best properties of individual alloying elements. For the production of crossover alloys, appropriate technologies are required for a stable manufacturing process, which AMAG and its research partners also dealt with intensively in 2022. **(GRI 2-6)**

Increasing demands made of aircraft products require a constant expansion of testing competencies and testing capacities. At the Ranshofen site, AMAG is preparing for further growth in the aircraft sector with the modernisation of the laboratory for stress corrosion cracking (SCC) testing at the Center for Material Innovation (CMI).

Efficient and automated material testing of sheet metal products from the rolling mill, which is intended to set a new standard in terms of plannability, quality, reproducibility, speed of processing and flexibility in line with AMAG’s digitalisation strategy, is the specified project objective as part of the development of a “**Smart Factory** for Sample Production and Testing”. The newly procured range of machinery comprises an autonomous interlinked production system for sample production and tensile testing, plus intelligent software systems for sampling and materials testing management.

The Smart Factory vision is for test assignments to steer themselves through production with the help of the smart production environment, autonomously requesting the required capacity (in terms of machines, robots, transports, people) and ensuring that assignments can be identified and localised at all times. This will provide significant flexibility in production routes and allow swift responses to changing customer requirements. A detailed description of the Smart Factory can be found in *issues 01* and *02 of the AluReport* published during the year under review.



For many years, AMAG's strategy has relied on special products and innovation-based sustainability. Part of this strategy is the [decarbonisation roadmap](#), which describes the path to climate-neutral production on the basis of extensive R&D activities and investments in facilities and infrastructure. More recycling, energy efficiency and the replacement of fossil fuels are the key to achieving this goal. Even though AMAG Group is already very well positioned in terms of sustainable manufacturing with a small carbon footprint with the production of sustainable primary metal at Alouette, and cast and rolled products with a very high recycled content from Ranshofen, the company aims to go one step further and offer customers products that exhibit defined, small carbon footprints with related certification. This ambition has given rise to the [AMAG AL4®ever family](#) of rolled and cast aluminium products with an overall CO₂ footprint (cradle-to-gate) of less than 4 tonnes of CO₂ per tonne of aluminium. [AMAG AL4®ever star](#) has an even smaller carbon footprint of less than 2 t CO₂ / t Al. This service model of providing certified products to customers requires stringent organisation in scrap management and separation, as well as closed loop systems, appropriate systems, and disciplined implementation documented through an auditing process. Customers that purchase a product together with a certificate are able to document and report Scope 3 emissions, e.g. "inbound CO₂" in their supply chain. With its innovative AMAG AL4®ever and AMAG AL4®ever star product lines, AMAG is making a significant contribution to a transparent and significantly carbon-reduced supply chain. **(GRI 2-6)**

Aluminium also has a long tradition in vehicle construction, but the trend in the automotive industry towards electric cars is opening up new application areas, such as in connection with the battery pack. AMAG has succeeded in developing the new product [AMAG AL4® BIW 6ED-110](#), which combines an impressive portfolio of mechanical properties with a high proportion of recycled materials, and is thereby ideally suited to sustainable use in electromobility.

The special feature of this material is also the formability of an exterior alloy combined with good hardening capacity. Further information can be found in [AluReport 01/2022](#). **(GRI 2-6)**



In 2022, employees who came up with innovative ideas were once again rewarded in the form of the [AMAG Innovation Award](#). The winning project in the "Product" category deals with the development of a recycled alloy for safety-relevant components in the visible area. Together with AUDI, AMAG has developed the first recycling alloy whose tolerance interval both permits a high recycle content in accordance with ISO 14021 and is thereby AL4®ever compatible. It also meets all the required properties demanded of safety components. Together with AUDI, AMAG has thereby succeeded for the first time in developing a recycled cast alloy for aluminium wheels that not only meets the high demands of customers, but also simultaneously satisfies the requirements of a climate-compatible product.

In the sheet sector, we have succeeded in developing high-gloss material that is ideal for exterior automotive components, including as a decorative inlay for rim covers with minimal drag.

DIGITALISATION: In the process area, the digitalisation of the entire process chain was advanced. An excellent example here is the digitalisation and automation of the sampling process. Sampling is the starting point for almost all AMAG products at the Ranshofen site and is consequently of essential importance. The appropriate setup and connection of digital systems from data acquisition, processing, and allocation through to integration in the ERP system, has established an important building block for digitalisation along the entire process chain from the primary material to the finished product.

In the digitalisation area, the implementation of AMAG's Big Data strategy was also driven forward with the connection of the process plants. By automatically analysing the process data, a specific coil can be digitally tracked from the cold rolling mill through to the finishing lines with all its metadata including orientation (top/bottom, left/right, front/back). The activities for correct metre-precise coil tracking have already been started.

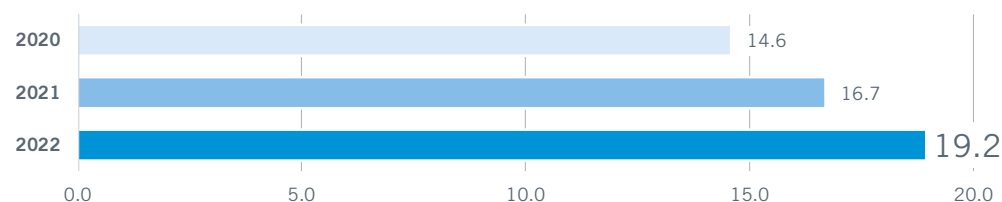
Data analysis at the casting plants was also successful. Evaluation of the process data reveals technological dependencies that were previously unknown. After successful verification of the hypotheses and corresponding process adjustment, the already low reject rate was thereby reduced even further. AMAG received the ICT Austria award for "[Sustainable Digitalisation](#)" in the "Data Science" area

In the coilDNA area, the necessary printing equipment was installed and the tamper-proof digital identification code was applied to customer tapes. In addition to metadata, target-oriented metrics are now evaluated together with customers, which are relevant for the subsequent process steps.

Digitalisation was also advanced in the facility management area. For example, software models have been created for various energy and media networks, which can now be used to simulate energy and media flows, enabling changes to the supply network and their correct design to be checked in advance and problem areas to be identified at an early stage. The software models make a significant contribution to maintaining and further improving supply security, and can also be used to derive specific action plans for risk minimisation and crisis management.

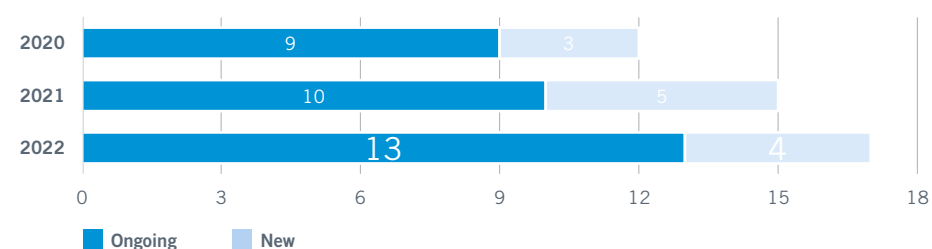
Results (GRI 3-3)

Research and development expenditures in EUR million



With 164 employees (December 31, 2022/headcount) in research and development, and expenditures in this area of around EUR 19.2 million (2021: 16.7 million), AMAG has positioned itself as an innovation leader and continues to build on this strength.

Number of dissertations supported

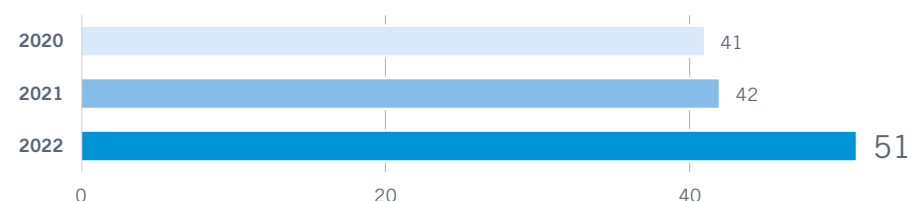


In the 2022 reporting year, the graduate rate at Ranshofen stood at 11.3 % (2021: 11.1 %), while at AMAG components it amounted to 8.9 % (2021: 9 %). A total of 13 ongoing dissertations are being supervised at the CMI (Center for Material Innovation), while 4 were started. Where necessary, follow-up dissertations on important topics have already been started. AMAG thereby lies within the target range of 12 ongoing dissertations at the Ranshofen site.

R&D AWARDS: The Houska Prize is the most prestigious private research prize in Austria for application-oriented research and is awarded by the B&C Privatstiftung private foundation. The “Houska Prize 2022 All Stars” was awarded in the spring to those research projects that had already been nominated once for the prize and had since achieved the greatest further development. Prof. Stefan Pogatscher, Chair of Nonferrous Metallurgy at the University of Leoben and a member of AMAG’s Scientific and Technological Advisory Board, and his team comprising technologists from the same university and from the AMAG Center for Material Innovation, were awarded first place for their achievements in the aluminium hardening kinetics area.

As a further member of the Scientific and Technological Advisory Board, Prof. Dierk Rabe was honoured with the Acta Materialia Gold Medal in 2022 for his achievements in the materials science area.

Share of specialty products as % of shipments



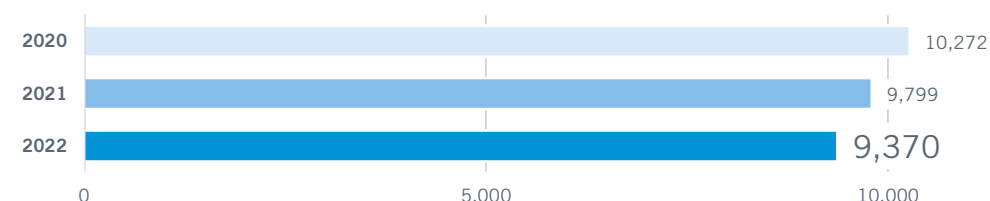
The specialty share amounted to 51 % in 2022 (2021: 42 %).

The specialty share refers to those products that meet defined criteria and significantly exceed the usual market standard. A distinction is made between two types of criteria:

Singular criteria: As soon as a product meets a criterion in this area – such as a unique position on the market – it is classified as a specialty product. Patented products, for example, fall into this category.

Multiple criteria: For classification as a specialty product, at least two criteria of a defined criteria catalogue must be met in this area. One example is heat-treated aircraft panels for OEMs with appropriate qualifications.

Number of CIP suggestions submitted



In 2022, a total of 9,370 suggestions for improvements were submitted. The implementation rate stood at 74.9 %. A first-year net benefit of EUR 9,999 per employee was achieved.

Further targets and next steps

Targets:

- > Increase AMAG's share of specialties by 1.5 % (shipments in tonnes) per year to over 50 % by 2027
- > Research transfer and greater depth of scientific research through annual number of at least three new dissertations and at least 12 ongoing dissertations

Next steps:

- > Industrialisation and volume generation of CrossAlloy products
- > TRL (Technology Readiness Level) increase of AMAG's internal development activities
- > Industrialisation of recycling-compatible alloys

CUSTOMER RELATIONSHIPS AND CONSISTENT CUSTOMER ORIENTATION

(GRI 3-3)

B

AMAG's customers are active in sectors such as the transport industry with a focus on the aircraft and automotive sectors, construction and mechanical engineering, sporting goods, electronics and the packaging industry as well as renewable energy generation. In partnership with customers, the focus is on recycling-compatible alloys and closed loop recycling. (GRI 2-6)

The Ranshofen site produces cast alloys and rolled products of all aluminium alloy families. Components and ready-to-install parts made of aluminium and titanium are manufactured for the international aircraft industry at the AMAG components sites in Karlsruhe and Übersee, thereby expanding the AMAG Group's product portfolio. As a consequence, the company is able to supply customers with customised specialty products with a small environmental footprint for a wide range of applications, and flexibly cover customer requirements.

Target 2022

- › Acquisition of new customers and long-term retention of existing customers by deepening understanding of customers and by providing high-quality aluminium products produced in a sustainable manner through the establishment and market communication of at least two pilot products with particularly sustainable characteristics

Management approach

For sustainable corporate development, the focus is on sustainable and long-standing customer relationships. The aim is to continuously develop and deepen customer relationships and acquire new customers on a basis of trust in order to expand business relationships and create or deepen an understanding of customer requirements.

Customer expectations are crucial to AMAG's production, service and quality. One focus is on alloy and process development, which is also carried out in close coordination with customers, such as in the course of research and development products. One of AMAG's key principles is to manufacture all aluminium products in as environmentally compatible a manner as possible, thereby providing customers with the best possible support in achieving their own environmental and emissions targets.

The core tasks of strategic developments, opening up new markets and optimising the product portfolio are the responsibility of the Chief Sales Officer and of the Business Development, Sales and

Marketing departments. Responsibility for operational sales lies with the management and is supported by divisional management and key account management. Sales are generally handled by AMAG's headquarters in Ranshofen or the Übersee site, and are supported accordingly by the sales branches.

In addition to direct communication with top management, senior executives and sales staff, customer requirements are identified in personal customer meetings at trade fairs and trade events or via external communication tools such as Customer Relationship Management (CRM). For many years, the Net Promoter System has been used to improve product quality, problem-solving skills and delivery reliability based on customer feedback. All companies have set up quality management systems that serve the continuous review and improvement of customer satisfaction.

AMAG offers its customers appropriate branded products for the most demanding requirements. Some are listed in the adjacent box.

Central measures

- › Extension of the value chain in the aircraft sector
- › Implementation of further steps as part of the AMAG specialties strategy
- › Making further progress with customer qualifications and focus on customer demands
- › Participation in the Düsseldorf 2022 aluminium trade fair
- › Booking of first trial orders for the products AL4[®]ever and AL4[®]ever star
- › Regular customer meetings

The complete takeover of AMAG components marked the extension of the value chain in the aircraft sector. In addition to machining complex geometries from aluminium and titanium, AMAG components' specialties also include assembly expertise. Optimising the value chain by improving the use of materials and closed loop recycling helps to minimise the products' carbon footprint. At the same time, direct deliveries to AMAG components aim to increase the utilisation of AMAG's plate production capacity and strengthen its strategic position with key aircraft sector customers.

BRANDED PRODUCTS (GRI 2-6):

- AMAG AL4[®]aero
- AMAG AL4[®]architecture
- AMAG AL4[®]automotive
- AMAG AL4[®]brazing
- AMAG AL4[®]defense
- AMAG AL4[®]consumer electronics
- AMAG AL4[®]foundries
- AMAG AL4[®]grip
- AMAG AL4[®]packaging
- AMAG AL4[®]tooling
- AMAG AL4[®]transport
- AMAG AL4[®]trims
- AMAG AL4[®]sports
- AMAG AL4[®]Zn smelters

BRANDED PRODUCTS LAUNCHED IN 2022:

- AL4[®]ever and AL4[®]ever star
- AMAG ALSI7.REC
- AMAG TITANAL[®] green 80

With its ASI Chain of Custody Standard certification in 2021, AMAG can offer its customers certified aluminium with the involvement of the entire supply chain – from bauxite mining through to AMAG semi-finished products. In addition, the products AL4[®]ever and AL4[®]ever star were successfully positioned on the market in 2022. This expands the specialties portfolio to include products that derive from a demonstrably responsible supply chain and are guaranteed to have a small carbon footprint.

In the year under review, AMAG participated in the international ALUMINIUM 2022 trade fair in Düsseldorf. As an exhibitor there, AMAG informed its customers about its high level of expertise in the recycling sector and its broad, sustainable product range.



The central importance of quality management is reflected in the fulfilment of numerous industry and customer-specific quality standards. AMAG completed key management system recertifications in the areas of quality management (ISO 9001), quality management in the aircraft industry (AS/EN 9100) and in the automotive industry (IATF 16949), environmental management (ISO 14001), energy management (ISO 50001) and occupational health and safety (ISO 45001) in the spring of 2022 as well as verification of the calculation of the carbon footprint of the products.

Results (GRI 3-3)

In the 2022 reporting year, the Rolling Division shipped around 223,400 tonnes (2021: 227,800 tonnes) of high-quality aluminium products from the Ranshofen site, while the Casting Division shipped around 92,700 tonnes (2021: 89,600 tonnes). Almost all of the Rolling Division's shipment segments registered a positive performance. The relevant market for the Casting Division relates mainly to Western and Central Europe. The automotive sector, including its supplier industry, represents the division's largest customer industry. In the development of recycling-compatible casting and wrought alloys, successful series transfers were made for products with a guaranteed small carbon footprint.

The Net Promoter Score (NPS) introduced to measure customer satisfaction was conducted again for AMAG casting in the 2022 reporting year. The result supports the goal of continuous development and deepening of customer relationships.

COOPERATION WITH CUSTOMERS: In partnership with AUDI, AMAG's Ranshofen site has succeeded for the first time in developing a recycled cast alloy – AISi7.REC – for aluminium wheels which saves up to 95 percent of energy in production compared with the primary metal solution.¹ The AISi7.REC alloy has a new chemical composition that makes it possible to decisively increase the recycled

content and thereby also to use scrap that could not previously be used for this type of component. The high recycling content is associated with significant reduction of carbon emissions. As a consequence, this alloy also falls under the new product family of AMAG AL4[®]ever carbon-optimised AMAG alloys. It can be found in the aluminium wheel, which is available as an original item of equipment for the Audi Q4 e-tron and Audi Q4 Sportback e-tron electric vehicles.

Sustainable materials are also increasingly in demand in sports. In cooperation with Upper Austrian ski manufacturer Fischer, AMAG Titanal[®] green 80 was processed for the first time in its "Ranger" line in 2022. A combination of ASI-certified primary aluminium and a guaranteed recycled content of at least 80 % is used to produce Titanal[®]. AMAG is thereby meeting the demand for a special alloy for so-called load-bearing belts, which are one of the layers of modern ski models and must be characterised by low weight combined with high resistance to pressure and deformation. (GRI 2-6)

In addition, two products with particularly sustainable properties – AMAG AL4[®]ever and AL4[®]ever star – were established and announced to the market, and long-term contracts were concluded with thyssenkrupp Aerospace and Ruag Aerostructures.

Further targets and next steps

Targets:

- › Long-term retention of existing customers by deepening understanding of customers and attracting new customers, as well as by providing high-quality, sustainably produced aluminium products, including through:
- › Establishment and market communication of the AMAG AL4[®]ever and AL4[®]ever star products
- › Completion of trial orders and at least one series order in 2023

Next steps:

- › Customer loyalty through market differentiation for recycling-based cast alloys with small carbon footprint
- › Regular customer meetings to optimally determine specific customer requirements

¹ European Aluminium (EA) (2022), *Enabling the circular economy with aluminium*, at <https://european-aluminium.eu/blog/enabling-the-circular-economy-with-aluminium/>, accessed December 19, 2022

RESPONSIBLE VALUE CHAIN MANAGEMENT

KEY PERFORMANCE:

- › Continued certification according to the “ASI Performance and Chain of Custody Standard” at the Ranshofen site
- › Increase in the amount of ASI-certified scrap used
- › Alouette certified according to “ASI Chain of Custody Standard”
- › Agreement at Alouette on procurement of alumina from ASI-certified upstream supply chain
- › High scrap utilisation rate of 76.5 % despite challenging product mix

The responsible use of raw materials along the value chain forms an integral element of corporate policy. The most efficient and responsible resource utilisation, recycling as well as the promotion of the circular economy and closed loop concepts are anchored in the corporate strategy.

B RAW MATERIALS (GRI 2-6, GRI 3-3)

The path of AMAG products starts with the primary material base. AMAG's activities in Ranshofen in relation to raw materials comprise:

- › The purchasing of primary aluminium, rolling slabs and primary scrap
- › The purchasing of aluminium scrap and metal alloys
- › The recycling of aluminium scrap
- › The procurement of e.g. auxiliary and operating materials, overhead materials, capital goods and services

Primary aluminium is procured for the Ranshofen site in the form of ingots, sows and T-ingots. Transport is mainly carried out on an environmentally compatible basis via water and rail.

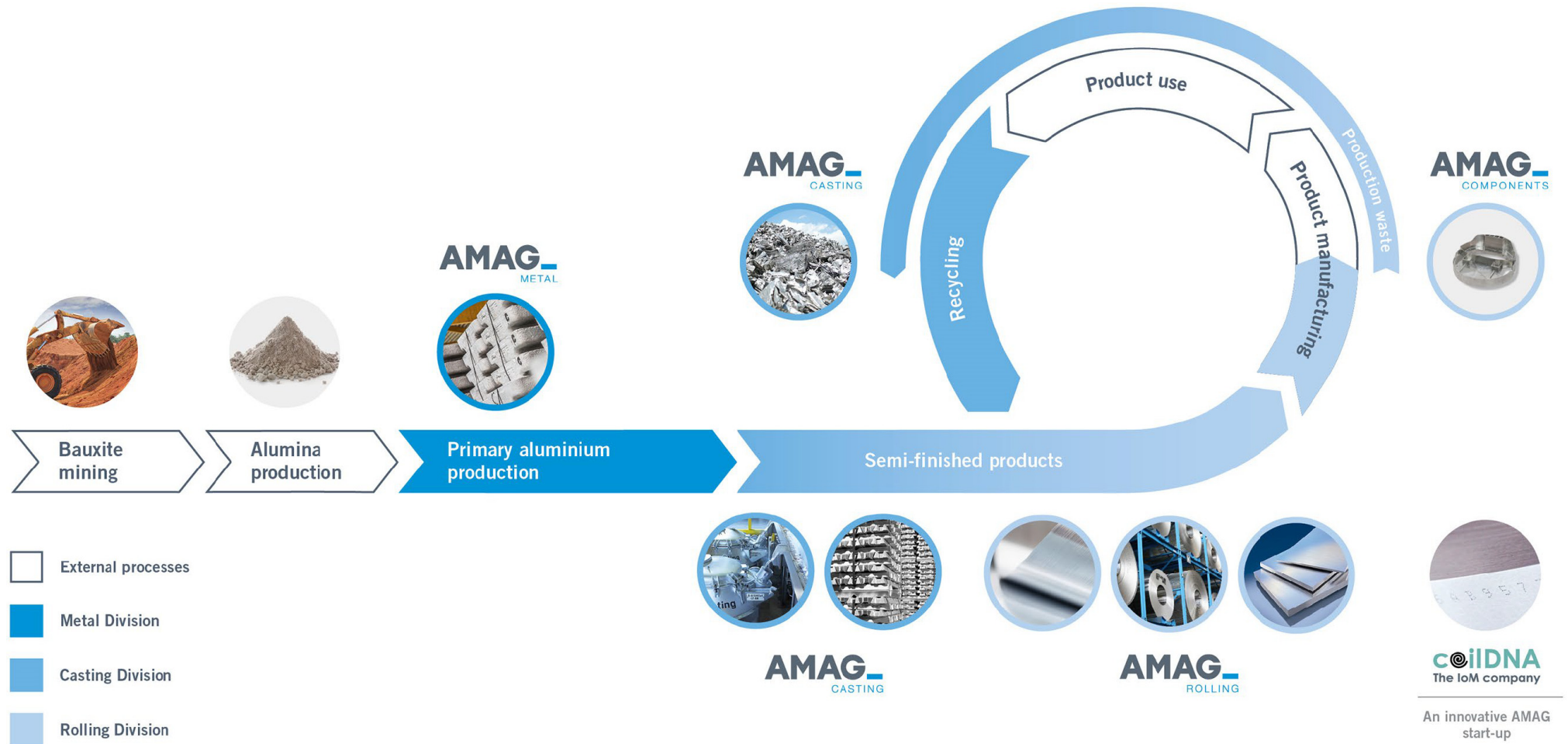
AMAG's supply and process chain, starting from bauxite mining to primary aluminium production in the Metal Division to the manufacture of semi-finished products in the Rolling Division, is shown in the following diagram. The recycling of production waste and the use of scrap after product utilisation forms an essential part of the process chain in the Casting Division and can be found in the recycling loop.

Alumina is the most important raw material in primary aluminium production in terms of volume and is obtained from bauxite. Bauxite deposits are located along the tropical belt, primarily in areas that have high biodiversity. Minimising the negative impact on biodiversity as well as the environment is consequently fundamental to sustainable bauxite mining and implies compliance with legal regulations, consideration of environmental and social criteria, and here, above all, the needs of local communities in terms of land conservation and use.

AMAG holds a 20 % interest in the Canadian Alouette smelter to secure primary aluminium supplies for the Ranshofen site. By sourcing its electrical energy from hydroelectric power and ongoing optimisation of production technology, the Alouette smelter has an exceptionally small carbon footprint by international standards.

The fact that the Alouette meets very high standards in its primary production not only at the site (Sept-Îles, Canada) but also in the upstream supply chain is confirmed by Chain of Custody (CoC) certification by the Aluminium Stewardship Initiative (ASI). As far as Alouette's alumina supply is concerned, the Alouette partners agreed to prioritise the procurement of alumina from ASI-certified sources. This confirmation of compliance with comprehensive sustainability standards by the independent ASI represents an essential element in ensuring transparency and quality.

THE AMAG VALUE CHAIN



Targets 2022

- › Procurement of certified and sustainable raw materials to meet customer demand through:
 - › Procurement of at least 45,000 t of ASI-certified aluminium in the form of rolling slabs and primary aluminium in 2022
 - › Increase in ASI-certified scrap
 - › Increasing the yield and grade purity of chips in the context of closed loop recycling with AMAG components
-

Management approach

Enhancing resource efficiency and preserving non-renewable resources for future generations, as well as the responsible use of raw materials along the value chain, are top priorities for AMAG. Integrity and reliability of all parties involved is considered an essential prerequisite for sustainable activities in business relationships. Accordingly, all business partners are expected to fulfil this responsibility by respecting and actively supporting AMAG's central principles in their own business practices and to actively support them (see the sections *Responsible corporate governance* as well as *Equal opportunities and diversity*).

RESPONSIBLE PROCUREMENT (GRI 308-1): As an ASI member, AMAG Austria Metall AG has committed itself to Responsible Procurement Management for all material new and existing suppliers and service providers (including, among others, scrap, primary metal, rolling slab and metal alloy suppliers, as well as energy suppliers and service providers). The purchasing process is governed by procedural instructions and guidelines, which not only minimise purchasing-specific risks but also ensure Responsible Procurement Management. The Responsible Sourcing Process described in the procedural instructions is used, among other things, to ascertain whether suppliers and service providers adhere to the "Compliance rules for AMAG suppliers" and assesses the country risk applicable to the origin of the materials. Where discrepancies are identified, risk mitigation measures must be defined and evaluated accordingly.

AMAG components' activities in the area of raw materials primarily involve the purchase of semi-finished aluminium and titanium products via suppliers approved by customers, as well as the provision of unmixed machining scrap for recycling.

The Karlsruhe and Übersee sites are gradually being integrated into the comprehensive process of Responsible Procurement Management.

In procuring auxiliary and operating materials, overhead materials, capital goods and services etc., AMAG makes use of a broad base of suppliers which are selected and commissioned in a clearly defined bidding process. Preference is generally given to suppliers whose management systems are certified to ISO 9001/14001/45001 and which operate a safety management system as well as pay attention to efficient energy utilisation in the rendering of their services.

A process for the automated and systematic review of suppliers has been implemented in the Group financial accounting function to prevent business being conducted with companies that are subject to restrictions (sanctions list check). If a transaction fails an audit, it is blocked and sent to the Customs and Foreign Trade Department for immediate review.

CONFLICT MINERALS: Tantalum, tin, gold and tungsten, which originate from conflict or high-risk areas such as the Democratic Republic of Congo or its neighbouring countries ("DRC" countries), are defined as "conflict minerals". In addition, cobalt and mica are classified as "extended conflict minerals". Suppliers have a duty to disclose if the use of these raw materials would be necessary for the functionality and manufacture of the products or raw materials they supply. AMAG continuously checks whether the aforementioned minerals are necessary for the functionality or manufacture of products. Where required, origin is proven by means of evidence from upstream suppliers. No conflict minerals were purchased in the 2022 reporting year.

Responsibility for implementing Responsible Procurement Management is anchored with the management of the Group companies or with the Head of Procurement.

Central measures

- › Procurement of ASI-certified material in the form of primary aluminium or rolling slabs
- › Carrying out of supplier audits
- › Design and testing of a responsible sourcing process including the preparation of procedural instructions
- › Procurement of external scrap and promotion of the circular economy

For decades, AMAG has maintained a strong focus on responsible and resource-conserving aluminium production. In addition to its ASI membership, AMAG is involved in further key initiatives and associations (see the section on *Membership of associations*), such as European Aluminium (EA) or the GDA (Aluminium Deutschland), the German Association of Metal Dealers (VDM), thereby making valuable contributions to the definition and implementation of sustainable standards in the aluminium industry.

AMAG Ranshofen primarily purchases ASI-certified material, in other words, primary aluminium or rolling slabs, and ASI-eligible scrap, from its upstream suppliers. ASI-eligible scrap is so-called “post-consumer” scrap, i.e. scrap that has already been used by the consumer or has served its intended purpose (for example, used rims, aluminium scrap from end-of-life vehicles, used aluminium packaging). The processing of certified material from a closely monitored upstream supply chain enables products to be identified as ASI-certified. These products, in turn, offer customers the opportunity to support responsible aluminium supply chains and thereby scrap recycling, closed loop concepts and sustainable aluminium production.

As part of the responsible sourcing management process, a Responsible Sourcing Process is implemented and audited, and the necessary supplier audits are carried out.

Results (GRI 3-3)

New suppliers were qualified as part of the continuous expansion of the supplier base in order to ensure material availability.

In the 2022 reporting year, the following were purchased in Ranshofen: 46,600 tonnes of ASI-certified rolling slabs and an additional 53,100 t (subject to confirmation by ASI; 2021: 58,800 t) of ASI-certified scrap (“post-consumer” scrap and dross, subject to ASI confirmation). The closed loop delivery of unmixed chips (separated by grade) from AMAG components has been implemented.

External procurement of raw materials in % at the Ranshofen site



Most of the material purchased for the production of high-quality aluminium products at the Ranshofen site is aluminium scrap. Accounting for a 50 % share, this material plays a dominant role in the external purchasing of raw materials. (GRI 301-2)

A total of 165,200 tonnes of aluminium scrap (2021: 183,100 tonnes) was purchased in various forms from external third parties. AMAG has 157 aluminium scrap suppliers for a wide range of grades (2021: 174). Of the main suppliers, 20 cover 50 % of the total demand (2021: 22). In addition, contracts exist with customers which purchase rolled products for the purchase of production scrap from further processing or final production (collection points). (GRI 301-2)

The 97,800 tonnes of primary aluminium required for the Ranshofen site in 2022 (2021: 90,000 tonnes) was purchased from suppliers with which long-standing business relationships exist. Around 1.1 % of the primary aluminium required for the Ranshofen site in 2022 was purchased from Alouette via traders (2021: 11 %).

In addition to the rolling slabs produced in the company's own casthouse, low-alloy rolling slabs are also purchased from third parties. The purchase of external rolling slabs amounted to 58,600 tonnes in 2022 (2021: 43,200 tonnes).

Metal alloys, which are necessary to achieve the required material characteristics, are also purchased externally. Magnesium, silicon, manganese, copper and zinc are the most important metal alloys for the Ranshofen site. In 2022, purchases of metal alloys accounted for approximately 10,900 tonnes (2021: 11,000 tonnes).

No conflict minerals were purchased in the 2022 reporting year.

In the 2022 reporting year, AMAG components purchased around 2,223 tonnes (2021: 1,468 tonnes) of semi-finished aluminium products and around 68 tonnes (2021: 60 tonnes) of semi-finished titanium products.

Further targets and next steps

Targets:

- › Procurement of certified and sustainable raw materials to meet customer demand through:
- › Procurement of at least 45,000 t of ASI-certified aluminium in the form of rolling slabs and primary aluminium in 2023
- › Increasing or maintaining the share of ASI-certified scrap to more than 35 % in 2023

T RECYCLING (GRI 3-3)

Recycling aluminium can save up to 95 % of the energy² used in primary aluminium production, which not only creates an ecological advantage over primary production but also makes a significant contribution to reducing greenhouse gas emissions.

The challenge in recycling lies in the different scrap qualities. Sustainable and economical production of high-quality secondary casting and wrought alloys requires highly efficient scrap processing and remelting technologies that are capable of handling a wide range of different scraps that form the raw material for these products. For many years, AMAG has relied on in-house research and development, as well as alliances with universities (see the *Innovation* section), in order to continuously optimise and further develop these processes.

At its Ranshofen site, AMAG has a large number of different processing aggregates and smelting furnaces for various state-of-the-art applications, which are supported by automation and digitalisation processes. Considerable investments have been made in the area of plant engineering, furnace technology, residue management, scrap processing, etc. over the last ten years.

Target 2022

- › Production growth while retaining a scrap utilisation rate of around 75 to 80 %.

Management approach

Process and product innovations and the strategic focus on recycling have formed the economic basis of the company's activities for more than three decades. AMAG is committed to aluminium recycling and the closure of material cycles. Despite rising production volumes, with an average scrap utilisation rate of 75 to 80 % over the years, AMAG is proud to stand at the forefront of aluminium recycling. The stated aim is to decouple growth and resource consumption, thereby accelerating the shift towards a system of closed value cycles.

² European Aluminium (EA) (2022)

When selecting raw materials, aspects such as product and supply security are taken into consideration in addition to economic, ecological and social criteria.

The Ranshofen site operates a rolling slab casthouse to supply its own rolling mill as well as a casthouse for cast alloys. Scrap sampling is one of the most important support processes and has been established at the start of the process chain. All incoming scrap shipments at the Ranshofen site undergo radioactivity testing before being forwarded for sampling and testing. Both casthouses cooperate closely with each other in their recycling activities.

As one of the largest aluminium **recyclers** at one site, AMAG at its Ranshofen location has been pursuing the “**alloy-to-alloy**” recycling goal for many years. Through targeted separation and adequate processing measures, scrap is re-utilised for analytically identical finished product alloys, thereby considerably improving value creation. The Recycling Center Ranshofen, which is equipped with state-of-the-art technologies for metal analysis, separation and sorting, makes a significant contribution to achieving this recycling goal.

The innovative further development of recycling processes within AMAG Group, combined with a focus on the upstream chain and, in particular, the use of renewable energy in the production of primary aluminium, reduces product footprints. Process instructions regulate the calculation of product-related carbon emissions and the communication of these figures to customers and the general public.

Various types of aluminium scrap are generated as part of processing the semi-finished product at the customer’s site. For many years, the company has successfully offered the service of transferring production scrap directly from the customer and reprocessing it using state-of-the-art recycling technology to produce high-quality wrought and cast alloys, which are then ideally used as primary material for the manufacture of the same components. This is referred to as a “**closed loop**”.

Central measures

- › Optimisation of energy consumption as part of the “SMA²RT” project
- › Continuous analysis of molten metal at the shaft furnace as part of the “DREAM” project
- › Development of recycling-compatible alloys
- › Expansion of recycling capacities and expertise in the scrap sorting area

RESEARCH PROJECTS: One of the main challenges lies in the efficient use of scrap and includes, among other elements, the minimisation of environmental impact and the reduction of energy requirements. As part of the “SMA²RT” research project (Simulation, Measurement and Automation of Aluminium Recycling Technologies), energy consumption is optimised based on flue gas values. This enables the use of scrap that is more contaminated to be gradually increased.

As part of the **DREAM project** (Dynamic Calculation of Primary Materials by Automatic Metal Analysis), continuous analysis of the molten metal is carried out at the shaft smelting furnace. The project goal is to better exploit analysis tolerances and to avoid faulty batches.

RECYCLING CAPACITIES AND THE CIRCULAR ECONOMY: In order to expand recycling capacities, work was carried out as part of a research and development project on boosting the scrap utilisation rate for specific alloys by extending alloy tolerances. In this context, AMAG is conducting research into so-called “recycling-compatible alloys”. The production of such alloys can utilise a high proportion of many different scrap types. This also requires a willingness to accept certain elements in the alloy composition that are inevitably introduced by scrap, such as iron, copper or zinc, if the specifications are met. The declared intention in the casting business is to apply recycling alloys to conventional application areas of primary alloys. A preliminary research and development study to identify the potential for increased scrap utilisation in wrought and cast alloys was completed. The more flexible material input enables a higher volume of products to be offered with a smaller carbon footprint.

In the packaging, aircraft and automotive sectors, ongoing discussions are being held with customers, and contracts are being concluded or existing contracts are being extended with customers, with the aim of expanding resource-saving closed loop relationships.

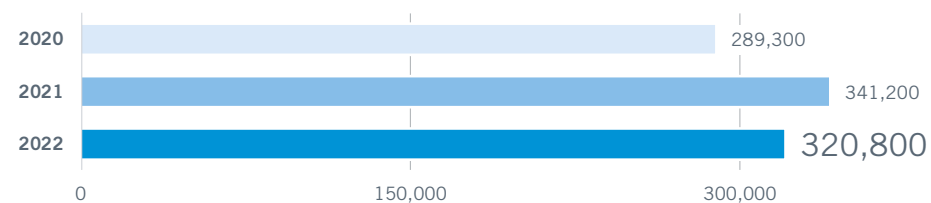
This enables AMAG to use high-quality recycled aluminium to produce new aluminium sheet of the same quality again. Efficient resource utilisation leads to financial savings in the supply chain and a reduction in carbon emissions during production.

In order to make even better use of the growing supply of mixed scrap in the future, AMAG is further expanding its recycling capacities and expertise in the scrap sorting area. This is intended to make a significant contribution to securing the supply of aluminium scrap and maintaining the already high scrap utilisation rates. During the reporting period, the potential for increasing scrap processing was identified, discussions were held with potential suppliers, and an investment project was launched.


Results (GRI 3-3)

In the 2022 financial year, the scrap utilisation (purchased external scrap and recycling scrap from the company's own production) amounted to around 320,800 tonnes (2021: 341,200 tonnes). This corresponds to a scrap utilisation rate of 76.5 %. (GRI 301-2)

Scrap utilisation at the Ranshofen site in tonnes



Scrap utilisation rate at the Ranshofen site in %



Further targets and next steps

Target:

- > Production growth while retaining a scrap utilisation rate of around 75 to 80 %

Next steps:

- > Advancing the circular economy and closed loop projects
- > Continuation of existing research and development projects
- > Expanding recycling capacities and expertise in the scrap sorting area

COMMITMENT TO ENVIRONMENTAL PROTECTION

KEY PERFORMANCE

- > Path to a climate-neutral AMAG is being further developed constantly
- > Green power: Expansion of the largest rooftop photovoltaic system in Austria
- > Electricity from renewable energies at all AMAG production sites
- > Biodiversity: Preparation of a forest management plan
- > No environmental incidents

As a sustainable company, AMAG Austria Metall AG works to continuously improve its environmental and energy performance. Its environmental management system includes compliance with all legal regulations and official requirements as well as the systematic evaluation of relevant environmental aspects and effects. As part of the energy management system, energy-related performance is recorded and energy efficiency measures are derived from this data.

Due to the integration of AMAG components, direct comparability with previous years is only possible to a limited extent. The respective share for the Ranshofen site and AMAG components is presented separately where possible. Specific key performance indicators per tonne refer to the Ranshofen site for reasons of materiality as well as informative value. Among other factors, this is because production volume in tonnes does not represent an informative performance indicator for the AMAG components sites. The annual production volumes for the calculations comprise the annual production volumes of the cast alloy foundry, the rolling slab casthouse and the rolling mill in tonnes.

³ European Aluminium (EA) (2022)

T ENERGY AND EMISSIONS (GRI 3-3)

The production of high-quality wrought and cast alloys requires a high energy input due to the process. However, the production of secondary aluminium can save up to 95 % of energy compared to primary aluminium production.³

The casthouses and rolling mills are the main energy consumers at the Ranshofen site. Natural gas is utilised in the casthouses to melt and temper aluminium. Significant energy savings have been achieved over the past years thanks to the utilisation of heat from the furnaces to preheat combustion air using regenerative burners. In the rolling mill, most of the electricity consumed is harnessed to drive the rolling mills, and electricity and natural gas are utilised in the heat treatment of aluminium coils and plates.

By contrast with greenhouse gases with global impact, air emissions such as dust tend to exert local effects. Besides the greenhouse gas CO₂, the most important AMAG air emissions include nitrogen oxide (NO_x), carbon monoxide (CO), organic carbon compounds and dust. Nitrogen oxides arise when burning natural gas at high temperatures in the furnace. Carbon monoxide arises mainly due to incomplete combustion.

As a manufacturer of complex and ready-to-install metal parts and assemblies, AMAG components at the Übersee and Karlsruhe sites makes a small contribution to overall consumption with its core process of machining.

The effects of climate change pose a risk to society as a whole, and at industry level they also entail financial risks. Appropriate climate protection measures are imperative in order to minimise the effects of climate change. The European Union's targets include climate neutrality as a goal for 2050. Austria has already set itself this target from the year 2040.

In order to categorise the carbon footprint, the division of emissions into three so-called "scopes" is relevant:

SCOPE 1 EMISSIONS: These emissions arise, in particular, from the energy-based utilisation of natural gas for the melting, holding and heat treating of aluminium, and for heating buildings, as well as from the use of diesel for the vehicle fleet.

SCOPE 2 EMISSIONS: Generally, these include indirect emissions from purchased energy such as electricity, steam, district heating or cooling that is generated outside the company's own system boundaries but consumed by the company. Electrical energy is purchased at the sites in Ranshofen,

Karlsruhe and Übersee. Steam, district heating and cooling can be excluded in pre-process “energy” due to the process.

SCOPE 3 EMISSIONS: These include all other greenhouse gas emissions caused by the company's upstream operating activities. The materiality analysis shows that AMAG's main Scope 3 emissions arise primarily in the upstream value chain in the production of purchased metals (primary aluminium, rolling slabs, metal alloys).

Target 2022

Continuous improvement of energy-related performance as well as reduction of specific carbon emissions taking into consideration the Energy Efficiency Act and national and European carbon reduction targets by:

- > Implementing the AMAG decarbonisation roadmap
- > Scopes 1+2: Reduction in emissions by 40 % (specific) and 20 % (absolute) by 2030 (base year 2017) with the goal of climate-neutral production by 2040
- > Scope 3: Reduce average specific CO₂ emissions from the primary aluminium pre-chain by 20 % by 2030 (compared with 2018-2020)
- > Reduction of Scope 2 emissions through conversion to renewable electricity procurement at the two AMAG components sites

Management approach

AMAG is clearly committed to climate protection. European industry has set itself the goal of becoming climate neutral by 2050. In Austria, this target is to be reached as early as 2040. For specific implementation at the Ranshofen site, a comprehensive decarbonisation roadmap was drawn up in 2021, and is constantly being further developed.

AMAG strives to continuously optimise energy use and reduce the emissions generated during the extraction and processing of aluminium. Responsibility for compliance with the limits is anchored with the management. Monitoring by continuous measurement systems and/or individual measurements is delegated to the respective operations of the casthouse and rolling mill in coordination with the environmental measurement department.

In relation to carbon emissions, AMAG casting GmbH and AMAG rolling GmbH are subject to EU emissions trading. Overall responsibility for the management of greenhouse gas emissions lies with the respective management team. The management team appoints the emission officers and provides

the necessary personnel as well as the required technical and financial resources. Third parties verify the annual emission reports.

The ISO 14001 and ISO 50001 certifications of the environmental and energy management system form an essential pillar of the commitment to environmental protection. An energy and environmental program aggregates targets and actions to reduce air emissions, wastewater, waste, and energy and resource consumption. The program is continuously monitored and new measures are added annually. The environmental management system also includes compliance with all legal regulations and official requirements, as well as the systematic evaluation of relevant environmental aspects and effects. This system is integrated within all business processes. The environmental and energy management system is presented in a management manual defining the structural and process organisation, as well as responsibilities. Periodic audits of defined company areas as well as the training of employees ensure the effectiveness of the management systems. The related responsibility lies with the Management Systems department, whose head reports to the Chief Operating Officer.

AMAG employees make valuable contributions to environmental protection and efficient energy utilisation as part of the Continuous Improvement Process (CIP).

Prior to the procurement of energy services or investments that have a significant impact on energy consumption, all energy-related criteria are reviewed by the AMAG purchasing department or, in the case of investment projects, by the Energy Officer. AMAG purchasing guidelines set out requirements for the purchasing of energy and energy-relevant purchasing criteria for facilities and products. Suppliers are informed of AMAG's commitment to sustainability and environmental protection. Suppliers of energy services, products and equipment that have a bearing on significant energy utilisation are informed that the procurement evaluation is based in part on energy-related performance. Service providers are made aware of environmental protection requirements as part of external company training.

When transporting products and materials, the company strives to reduce the negative impact on the environment by optimising logistics processes. For pedestrians and cyclists, the Ranshofen site is constantly investing in the expansion of infrastructure in the form of pedestrian and cycle paths, covered bicycle parking and charging facilities for e-bikes. The construction of the bicycle and pedestrian bridge over the B156 highway, for example, has significantly increased the safety of employees crossing the highway in front of the main entrance to the works site (see section on *Regional value creation*). Employee e-mobility is promoted by the commissioning of e-charging stations.

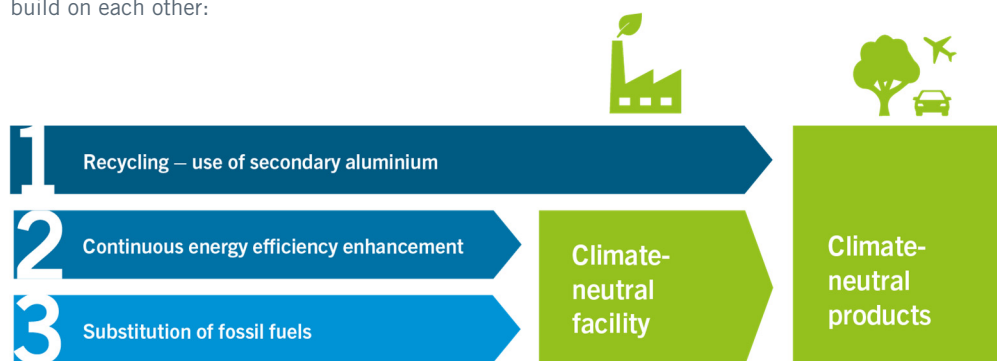
Central measures

- › Changeover to renewable electricity procurement at both AMAG components production sites in Karlsruhe and Übersee as of January 2022
- › Expansion of the PV system: Increase in the Group's own energy generation through the expansion of the photovoltaic system with a yield of approximately 7,300 MWh per year on the roof systems
- › Update of the decarbonisation roadmap
- › Update of the energy and environmental program, continuous tracking and definition of new measures relating to energy and environmental protection
- › Employee training and awareness raising

ENERGY EFFICIENCY: The plants' energy efficiency was increased by implementing measures from the Energy and Environment Program 2022. For example, power consumption was reduced by cutting standby times on the continuous heat-treatment furnace. Conventional lighting types in the production halls were replaced with more efficient LED lamps in the context of conversions in order to further reduce electricity consumption in buildings. In one specific project, more than 50 % of energy consumption was saved in a warehouse.

Optimisation of the systems engineering in the boiler house led to energy consumption savings of around 10 %. As in previous years, a further focus was on reducing electricity consumption for compressed air generation. The measures included systematic leak detection using an ultrasonic leak detector and the expansion of compressed air meters at plants.

DECARBONISATION: The AMAG approach to decarbonisation essentially consists of three stages that build on each other:



1. **Further development of recycling capabilities in order to maintain high scrap utilisation rates and low use of primary aluminium:** Recycling forms the basis for the manufacture of products with low carbon emissions, as this replaces carbon-intensive primary aluminium production.
2. **More energy-efficient new plants, process optimisation and reduction of heating energy requirements:** The second stage is to increase energy efficiency, thereby requiring less energy for the same energy service (e.g. the melting of aluminium).
3. **Substitution:** For the remaining carbon emissions, the third stage substitutes fossil energy sources with climate-neutral alternative energy sources. The energy transformation represents the major challenge of the coming years. This necessitates large investments in plant and machinery. For this reason, it is necessary to evaluate whether these can be retrofitted for the use of alternative energy sources or whether entirely new equipment must be procured, whereby – also in terms of sustainability – existing plants should generally be used until the end of their useful life. An essential component of the path is the assumption that the required quantities of green electricity and green fuels such as hydrogen will be provided by external suppliers in sufficient volumes and at internationally competitive prices in a timely manner.

A key element on the path to the complete decarbonisation of the AMAG Ranshofen site is the substitution of fossil energy sources, and thereby also solar electricity production. Following the successful commissioning of Austria's largest **rooftop photovoltaic system** with approximately 55,000 m² of collector area in the autumn of 2021, a first expansion has now been undertaken.

With a further 5,000 m² on the roofs of the new logistics hall, the entire facility now covers approximately 60,000 m². The expansion will increase annual production to 7.3 GWh. This quantity of energy could supply around 2,000 households with electricity. The green electricity generated is used exclusively by AMAG and supplements the electricity mix at the Ranshofen site, which has already been 100 % renewable since 2017.

As of January 2022, AMAG components with its production sites in Karlsruhe and Übersee switched to electricity from renewable sources. As a consequence, no Scope 2 emissions have been generated at the production sites at the Ranshofen, Karlsruhe and Übersee locations since this 2022 reporting year.

The greatest leverage in Scope 3 emissions derives from reducing the volume of primary metals required. AMAG is committed to the circular economy and closed loop recycling, and has for many years occupied a leading position in the recycling of aluminium scrap, which is being steadily expanded in terms of capacity and expertise. Further information can be found in the [Recycling](#) section.

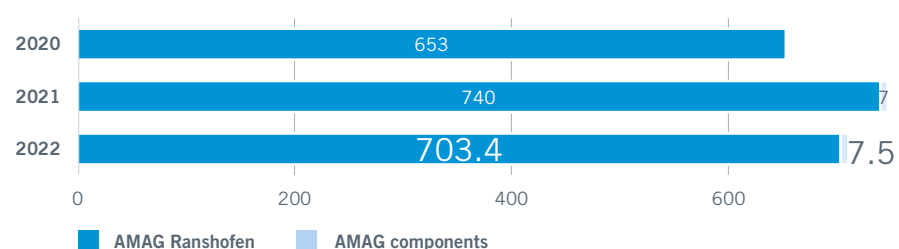
Scope 3 emissions from primary production account for the largest share of the carbon footprint and are highly dependent on the type of electricity used in the smelter. The interest in the Alouette smelter provides a strategic safeguard for access to climate-compatible primary aluminium, as the electricity for the smelter is generated from hydroelectric power. However, further development in the primary metal sector and consequently in Scope 3 emissions is very much dependent on external factors such as regulatory and trade measures (such as tariffs and the Carbon Border Adjustment Mechanism “CBAM”).

Results (GRI 3-3)

Since the 2021 reporting period, selected key figures in this area have included additional information on AMAG components with its Karlsruhe and Übersee sites.

Total energy consumption amounted to around 710,800 MWh in 2022, of which around 703,400 MWh (2021: 739,600 MWh) was required at the Ranshofen site and around 7,500 MWh (2021: 7,500 MWh) at the Karlsruhe and Übersee sites. Energy consumption at AMAG components is not considered significant in relation to the total energy consumption of the Ranshofen site.

Energy consumption in GWh

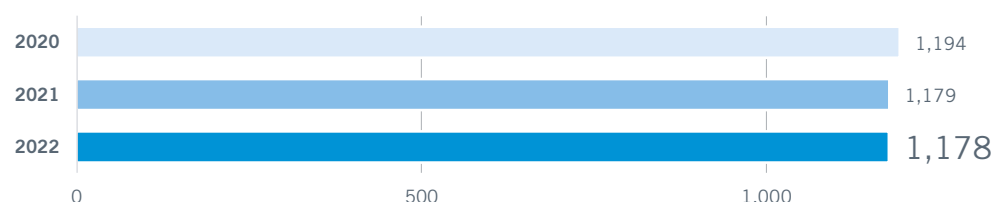


Energy consumption is calculated as the consumption of fuel from non-renewable sources (natural gas, diesel, heating oil and propane) and electrical energy. In 2022, fuel consumption from non-renewable sources amounted to around 469,500 MWh, and electricity consumption stood at around 241,300 MWh.

⁴ Standards, methods and assumptions applied: Lower combustion heat natural gas: 10.22 kWh/Nm³ (2019:), 10.11 kWh/Nm³ (by 2018); lower heating value diesel: 9.90 kWh/l; lower combustion heat fuel oil extra light: 10.20 kWh/l; lower

Most of the energy consumed at the two AMAG components sites is purchased electrical energy (around 6,800 MWh; 2021: 6,200 MWh). The respective energy volumes are calculated from the actual measured fuel volumes multiplied by the respective conversion factors.⁴ (GRI 302-1)

Specific energy consumption in kWh/t at the Ranshofen site



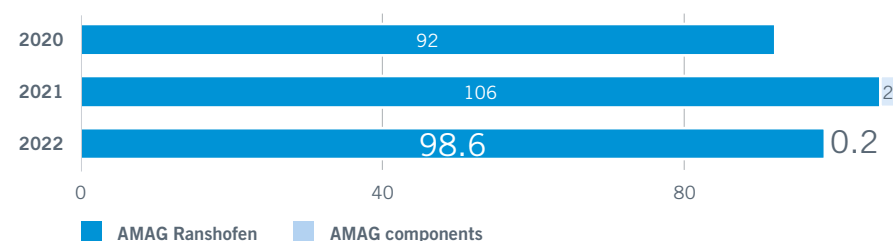
Specific energy consumption at the Ranshofen site, based on production volume, amounted to 1,178 kWh/t in 2022 (2021: 1,179 kWh/t). In deriving the indicator of specific energy consumption, the total energy consumption at the Ranshofen site was divided by the annual production volume. The latter is composed of the annual production volumes in tonnes of the foundry alloy casthouse, the rolling slab casthouse and the rolling mill. The energy volume includes all energy products (electricity, natural gas, diesel, extra-light heating oil, propane). The specific energy consumption relating to the production volume amounted to 1,178 kWh/t in the 2017 year defined as the basis. (GRI 302-3)

Energy in the form of renewable fuels (wood chips, biodiesel) and cooling or steam energy is not purchased. AMAG generates heating partly through heat recovery plants from process heat, with the remaining requisite heating being covered by fuel combustion.

combustion heat propane gas: 12.78 kWh/kg (Source: standard factors for fuels from the national greenhouse gas inventory to apply Level 2A in Austria)

CO₂ emissions in thousands of tonnes (Scope 1 and 2)

The CO₂ emissions are calculated from the actually measured fuel volumes applying the standard factors from the national greenhouse gas inventory.⁵

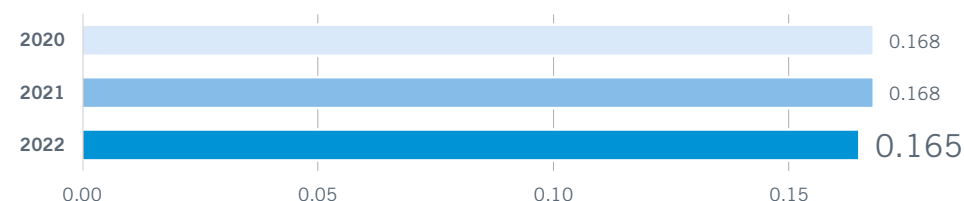


Greenhouse gas emissions (Scopes 1+2) amounted to around 98,800 tonnes in the 2022 reporting year. Of this volume, the Ranshofen site accounted for around 98,600 tonnes (2021: 105,700 tonnes). Two thirds of the CO₂ emissions in Ranshofen are generated in the foundries in the course of the production of cast alloys and rolling slabs. Most of the emissions derive from the combustion of natural gas (over 90 %). At the two AMAG components sites in Übersee and Karlsruhe, Scope 1 and 2 emissions in 2022 amounted to less than 200 tonnes (2021: 1,800 tonnes). Due to the purchase of electricity from hydroelectric power and other renewable sources, no Scope 2 emissions have been generated at the production sites since the 2018 reporting year at Ranshofen and from the 2022 reporting year at Karlsruhe and Übersee. (GRI 305-1, 305-2)

⁵ The location-based Scope 2 emission factor for total domestic electricity generation was 0.202 kg CO₂/kWh in 2020, for Germany 0.375 kg CO₂/kWh (sources of emission factors: Federal Environment Agency Austria, German Federal Environment Agency). The market-based Scope 2 emission factor for all production sites was 0 kg CO₂/kWh for 2022 (source: electricity suppliers). The location-based Scope 2 emissions amounted to 49,900 t CO₂ in 2022. The greenhouse gas included in the calculation is carbon dioxide (CO₂). Methane (CH₄), nitrous oxide (N₂O) and the fluorinated F-gases hydrogen-containing hydrofluorocarbons (HFCs), perfluorinated hydrocarbons (PFCs), and sulfur hexafluoride (SF₆) do not occur due to the process. Due to regular leakage tests, the leakage of greenhouse gases from air conditioning systems and

Specific CO₂ emissions in t CO₂/t at the Ranshofen site (Scope 1 and 2)

The specific CO₂ emissions (Scopes 1+2) in Ranshofen amounted to 2022, in relation to the production volume of 0.165 t CO₂/t (2021: 0.168 t CO₂/t). (GRI 305-4)



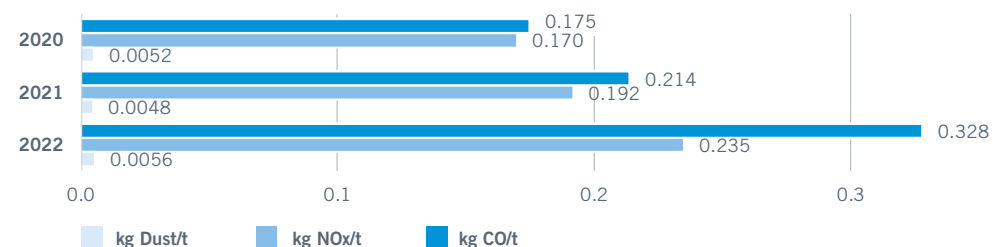
For reasons of materiality, only upstream emissions from the purchase of primary aluminium, rolling slabs and metal alloys were included in the calculation of Scope 3 emissions in 2022. The factor of 8.6 t CO₂ eq/t of aluminium consumed in Europe, as cited in the European Aluminium's "Environmental Profile Report", was applied for the calculation.⁶ This covers direct processes and auxiliary processes, thermal energy, electricity and transport. For the calculation of Scope 3 emissions at AMAG components, the upstream emissions from the purchase of aluminium rolled parts were taken into consideration and the estimated factor of 9.3 t of CO₂ eq/t of aluminium used was applied for this purpose. In the 2022 reporting year, Scope 3 emissions amounted to 1,459,600 t CO₂eq (2021: 1,253,800 t CO₂eq). (GRI 305-3)

The 2017 year was defined as the baseline year for achieving the medium-term targets, as a large part of the AMAG 2020 expansion project had already been commissioned by this time.

transformers can be ruled out. Standards, methods and assumptions used: Natural gas: 2.04 t CO₂/1,000 Nm³, diesel: 3.15 t CO₂/t, heating oil: 3.20 t CO₂/t, propane gas: 2.94 t CO₂/t (source: standard factors for fuels from the national greenhouse gas inventory to apply Level 2A in Austria)

⁶ European Aluminium (2018), *Environmental Profile Report 2018. Executive Summary*, at: <https://european-aluminium.eu/wp-content/uploads/2022/10/european-aluminium-environmental-profile-report-2018-executive-summary.pdf>, p. 6, accessed December 19, 2022

Specific air pollutant emissions in kg/t at the Ranshofen site



AIR POLLUTANTS: Air emissions such as carbon monoxide (CO), nitrogen oxides (NOx) and dust are caused by the processes and raw materials used in the production of secondary aluminum. For reasons of materiality, the pollutants emitted are only listed for the Ranshofen site. The annual quantity of pollutants emitted is determined by extrapolating the measurement results from individual measurements or – if available – from continuous measurements of gas consumption or the operating hours of the respective plant. AMAG demonstrably complies with the statutory limits. No significant limit violations were recorded in the year under review.

In 2022, 140.4 tonnes of nitrogen oxides were emitted, with specific emission values of 0.235 kg NOx/t nitrogen oxides (2021: 0.192 kg NOx/t). Absolute carbon monoxide emissions amounted to 196 tonnes (2021: 134 tonnes), and the specific CO emission value was 0.328 kg CO/t (2021: 0.214 kg CO/t). An analysis showed that the increased CO values were primarily attributable to three plants. Special process and measurement conditions (e.g. feedstock, oxygen content in the furnace, measurement time) in these individual measurements led to the increase. Absolute dust emissions in 2022 were 3.3 metric tonnes (2021: 3.0 metric tonnes), while specific dust emissions were 0.0056 kg dust/t (2021: 0.0048 kg dust/t).

(GRI 305-7)

Further targets and next steps

Targets:

Continuous improvement of energy-related performance as well as reduction of specific carbon emissions taking into consideration the Energy Efficiency Act as well as national and European carbon reduction targets by implementing the AMAG decarbonisation roadmap:

- > Scopes 1+2: Reduction in emissions by 40 % (specific) and 20 % (absolute) by 2030 (base year 2017) with the goal of climate-neutral production in the period from 2040 to 2050.
- > Scope 3: Reduce average specific carbon emissions from the primary aluminium upstream supply chain by 20 % up to and including 2030 (compared with 2018-2020)

Next steps:

- > Inclusion of efficiency improvement measures in the energy and environmental program and tracking of the implementation of measures
- > Step-by-step implementation of the decarbonisation roadmap
- > Employee training and awareness raising

B WASTE (GRI 3-3)

In the manufacture of products, as well as in the performance of production processes and other activities, attention is paid to environmentally sound waste management. Waste is generated in production, in the maintenance and servicing of equipment as well as in administrative activities, among other areas. The largest share of waste at the Ranshofen site comprises metal scrap, which is reported on in detail in the section *Responsible value chain*.

Target 2022

- > Avoidance or reduction of waste; production-specific waste volume < 16 kg/t at the integrated Ranshofen site

Management approach (GRI 306-1)

AMAG is committed to environmentally responsible waste management. A particular focus is placed on waste prevention and the disposal of hazardous waste (such as used oil, emulsions, workshop waste and filter dust, etc.) in compliance with statutory requirements. The following exclusive approach applies at all locations: Prevention BEFORE recycling and BEFORE disposal. AMAG is thereby pursuing the “Zero Waste to Landfill” objective.

Procedural instructions regulate waste management (with the exception of aluminium scrap) in the production and administrative areas, and are binding for all AMAG companies at the Ranshofen site. Waste law managing directors have been appointed for the collection of hazardous waste, and individuals have been appointed with responsibility for non-hazardous waste. Waste officers are responsible for monitoring compliance with waste legislation, and are required to report to management in this capacity. Central waste logistics at the Ranshofen site are handled by AMAG service, which also operates the new interim waste storage facility constructed in 2021. This is where waste is centrally weighed and digitally recorded according to type, quantity, origin and location. The disposal of defined waste flows, such as filter dusts, emulsions and salt slag, is handled directly by the Group companies.

As part of the smelter operation at the Ranshofen site, which was discontinued in 1992, various types of waste were sent to a landfill. The aftercare of the landfill, which is recorded in the contaminated sites register, is realised on an ongoing basis.

The leachate produced in the landfill is treated on the plant premises, and the groundwater in the vicinity of this landfill is monitored at regular intervals. The company is also aware of other former landfills that are included in the register of potentially hazardous sites. AMAG owns an abandoned landfill site in Furth im Wald (Germany) which is undergoing aftercare, and is required to report annually to the relevant authorities on the environmental situation of this landfill site and on precautionary measures. Implementation and monitoring of the measures are the responsibility of the respective management.

Central measures (GRI 306-1, 306-2)

- > Expanding the use of washable and recyclable cleaning cloths
- > Evaluation of further measures for the reduction of packaging material (e.g. wood, foil)
- > Training via CIP screens on the topic of waste

At the Ranshofen site, waste is recorded on a complete basis according to waste type and quantity for the purpose of traceability in accordance with the Austrian Waste Documentation Ordinance. Waste at the Ranshofen, Karlsruhe and Übersee sites is transferred to licensed companies for disposal and treatment in accordance with legislation.

SALT SLAG: Salt slag is the most significant type of waste in terms of volume at the Ranshofen site. The recycling of aluminium in tilting drum smelting furnaces requires the application of salt flux to provide protection against oxidation and to remove and separate the oxidic and non-metallic contaminants. This generates salt slag, all of which is recycled by specialist companies. Delivery to the recyclers is by rail. The oxidic residue is utilised in the cement industry, for example. Recovered salt can be re-utilised in the casthouse as salt flux.

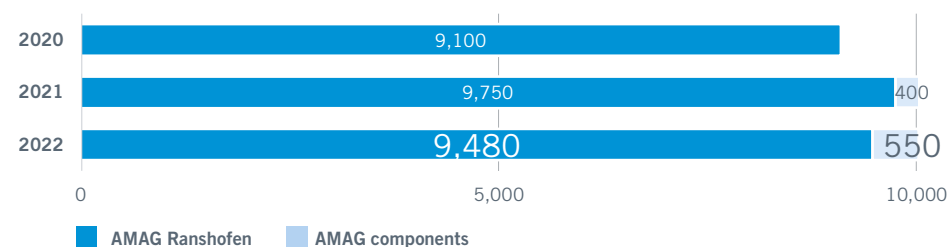
WASTE REDUCTION: As part of implementing the measures from the energy and environmental program, a switch was made from disposable materials to reusable cleaning cloths in order to reduce waste. Further reduction measures, including saving packaging material such as wood or foil in order to generate less waste, are being evaluated on an ongoing basis.

Employees receive regular training via CIP screens on waste reduction and correct disposal measures. The CIP screens are installed at assembly points in the factory halls. These screens not only inform employees about company matters but also provide content-related training sessions and serve as a source of information directly at the place of work.

Results (GRI 3-3)

Since the 2021 reporting period, selected key figures in this area have included additional information about AMAG components with its Karlsruhe and Übersee sites.

Total waste volume in tonnes

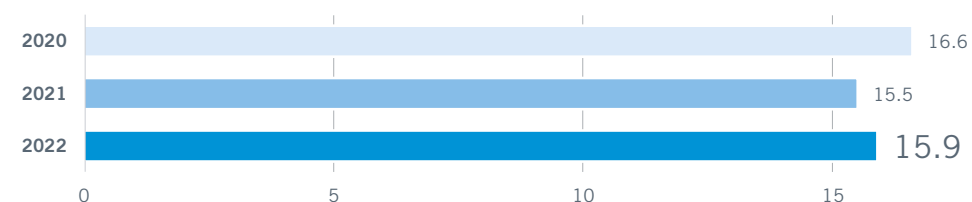


Of the waste volume at the Ranshofen site in 2022, 5,170 tonnes were classified as hazardous and 4,310 tonnes as non-hazardous.⁷ In the process, 70 % of non-hazardous waste (e.g. waste wood, iron and steel waste) was recycled and 30 % disposed of. Of the hazardous waste (e.g. used oil, filter dust), 7 % was recycled and 93 % disposed of. Of the non-hazardous waste recovered, 2,170 tonnes (72 %) was recycled and 860 tonnes (28 %) was thermally recovered. Of the hazardous waste recovered, 150 tonnes (38 %) was recycled and 240 t (62 %) was thermally recovered.

A total of around 550 tonnes of waste was generated at the Übersee and Karlsruhe sites. (GRI 306-3, 306-4)

⁷ Waste types designated “g” in the 2016 waste list pursuant to Section 1 (1) are regarded as hazardous waste (Austrian Official Gazette [BGBl] II 2005/89; BGBl II 2008/498).

Production-specific waste volume in kg/t at the Ranshofen site



Specific waste volumes in relation to production volume amounted to 15.9 kg/t in 2022 (2021: 15.5 kg/t). (GRI 306-2)

The figures do not include:

- > Scrap metal generated during production, as this is recycled and returned to the production process as recycled scrap
- > Construction waste at the plant site that is reutilised as recycled building material
- > Waste from construction activities (such as construction and demolition wood, construction debris, concrete demolition, contaminated soils)
- > Waste water
- > Salt slag

Further targets and next steps

Target:

- > Avoidance or reduction of waste; production-specific waste volume < 16 kg/t at the integrated Ranshofen site

Next steps:

- > Inclusion of waste reduction potentials as part of the energy and environmental program

B WATER (GRI 3-3)

AMAG's Ranshofen site is located on a groundwater body whose water drains into the River Inn at a rate of approximately 20-40 l/sec (based on a width of 100 m) below the plant premises in the direction of Enknach and Inn. The water supply at the Ranshofen site is provided by three waterworks. Waterworks 1 and 3 are used for the supply of service water and Waterworks 2 for the supply of drinking water together with the municipality of Braunau. Water is disposed of through different sewer systems (rainwater sewer, operational wastewater sewer and domestic wastewater sewer). The cooling water is recirculated as far as technically possible. Improvements to the recirculation systems have improved specific service water consumption over the years, resulting in only a moderate increase in service water withdrawal despite higher production levels.

The Übersee and Karlsruhe sites account for only a small proportion of AMAG's total consumption.

Target 2022

- > Efficient and economical usage of water; limiting specific water withdrawal to 6 m³/t while increasing the vertical depth of manufacture of the Ranshofen facility with recycling, casthouse and rolling mill

Management approach

AMAG is committed to the sustainable and careful use of water.

The service and drinking water supply at the Ranshofen site is based on a water law permit issued by the authorities. The permitted use of service water is limited in accordance with the withdrawal quantity specified for AMAG and is monitored. This also includes the measurement of the groundwater level. The water can be utilised directly in AMAG without chemical treatment and without transportation over long distances.

Rainwater is allowed to percolate naturally over the greater part of the site, thereby serving to preserve the groundwater body. A large part of the extracted service water is used for cooling in casting, rolling and heat treatment processes and can be discharged unpolluted into the rainwater sewer together with part of the rainwater according to defined parameters. A large proportion of the facilities are

already equipped with cooling water circuits for service water reduction, and new facilities will only be designed in this way.

A very small proportion of the water used is chemically contaminated in accordance with process engineering requirements. This operational wastewater is treated in wastewater treatment plants. The wastewater is discharged into the company's wastewater sewer and is continuously monitored by measuring the key parameters (quantity, conductivity, pH value, etc.). If the measured value is exceeded, the water is automatically directed into a separate basin, from where it is disposed of. In addition to ongoing measurement via probes, effluent samples are examined for a large number of parameters as part of certified monitoring by internal and external laboratories.

Drinking water is withdrawn solely for the purpose of drinking water supply and sanitary use. The wastewater is fed to the Braunau wastewater treatment plant via a domestic wastewater sewer.

Water supply and disposal, as well as monitoring of water extraction at the Ranshofen site, are handled by AMAG service. Responsibility for compliance with the limits is anchored with the management.

At the Karlsruhe and Übersee sites, water is supplied via the municipal water supply system and the company's own well, and water is disposed of via municipal wastewater treatment plants. **(GRI 303-1)**

Central measures

- > Evaluation and quantification of potentials in the rolling mill and potential to reduce process water utilisation
- > Rainwater management at the Ranshofen site

RAINWATER MANAGEMENT: The Ranshofen site has been working on the implementation of sustainable rainwater management for several years. For this purpose, numerous seepage basins and troughs have been constructed on the works site, which are maintained on an ongoing basis.

In total, an area of around 4.5 hectares of the works site has been set aside as a seepage basin. More than 100 hectares of roof and factory grounds are drained via these seepage areas. The controlled retention of precipitation in the infiltration basins also reduces flooding risk and makes a positive contribution to groundwater formation at the site.

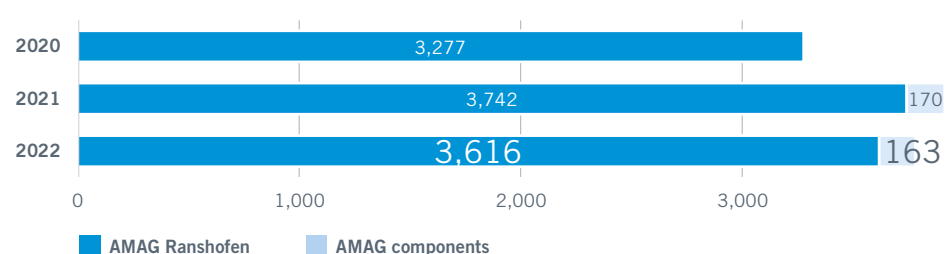
This also relieves local sewer systems. Soil samples are taken at regular intervals and examined by a certified laboratory for a large number of parameters so that the proper functioning of the basins and troughs can be verified, and soil contamination ruled out. (GRI 303-2)

SERVICE WATER: In the 2022 reporting year, quantifiable optimisation potentials to reduce the use of service water were identified and an action plan was drawn up for this purpose. The implementation of the first specific projects was recorded in the energy and environmental program. In the course of constructing the new coil finishing line at the Ranshofen site, investment is being made in a new integrated wastewater treatment plant, which will enable specific water consumption to be reduced. (GRI 303-2)

Results (GRI 3-3)

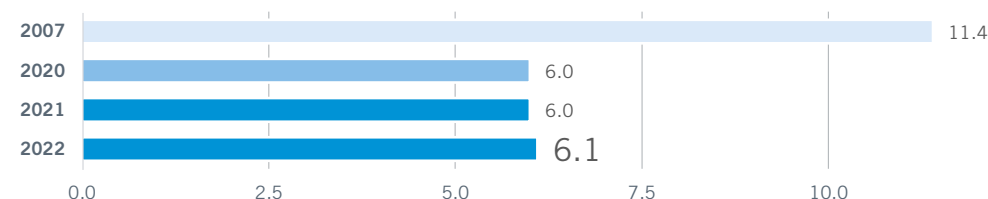
The ongoing expansion of closed loop cooling systems at the Ranshofen site has made it possible to keep water consumption stable, despite rising production volumes in recent years. The withdrawal quantity less evaporation losses via the cooling circuits corresponds to the wastewater quantity. The water withdrawal relates to that part of service water that is used at AMAG (i.e. industrial water consumed by other companies at the site is not included). Since the 2021 reporting period, selected key figures in this area have included additional information on AMAG components with the Karlsruhe and Übersee sites.

Total water withdrawal in thousands of m³



The total service water withdrawal in 2022 amounted to around 3,779,600 m³ (2021: 3,913,000 m³).

Specific water withdrawal in m³/t at the Ranshofen site



The specific service water withdrawal at the Ranshofen site in 2022 amounted to 6.1 m³/t (2021: 6.0 m³/t). The slight increase in usable water withdrawal resulted from the change in production mix and capacity utilization. Drinking water production, based on volumes withdrawn by AMAG Ranshofen, other companies at the site and the municipality of Braunau, amounted to 72,000 m³ (2021: 62,000 m³). Water withdrawal including on-site contractors amounted to 4,183,000 m³ (2021: 4,225,000 m³). To provide a multi-year comparison, the total service water withdrawal per tonne of aluminium produced at the Ranshofen site in 2007 was added to the bar chart. (GRI 303-3)

Further targets and next steps

Target:

- > Efficient and economical usage of water; limiting specific water withdrawal to 6 m³/t while increasing the vertical depth of manufacture of the Ranshofen facility with recycling, casthouse and rolling mill

Next steps:

- > Improvement of wastewater treatment (investment in a coil finishing line)
- > Inclusion of water reduction potentials in the energy and environmental program

S BIODIVERSITY (GRI 3-3)

The preservation and promotion of biodiversity has been firmly anchored in AMAG Group's sustainability program for years, and is particularly important for the Ranshofen site. The focus here is on protecting diverse ecosystems, including the animal and plant species they contain.

Targets 2022

- › Promotion of biodiversity at the Ranshofen site

Management approach (GRI 304-1)

In the 2022 reporting year, AMAG had a land area of around 300 hectares at the Ranshofen site, of which just under two-thirds – around 180 hectares – form part of the AMAG forest. This in turn forms part of the “Lachforst” forest complex, which is responsibly managed by a forest warden from the region. The Ranshofen site is situated only a few kilometres away from “Unterer Inn” and “Buchenwald” nature reserves, the “Auwälder am unteren Inn” fauna-flora-habitat area (FFH area) and the “Salzachmündung” bird sanctuary in Bavaria.

AMAG FOREST: The forest area around the plant site in Ranshofen has been owned by AMAG for over 80 years, during which the challenges of managing this forest have changed constantly. In accordance with the established forest development plan, the AMAG forest is designated as a **welfare forest**. In other words, use aims at the forest exerting an equilibrating effect on the climate and water supplies, as well as on the purification and renewal of air and water. A corresponding concept for the ecological management of the AMAG forest has been developed in recent years, which is based on six indicators (see below):

1. **Deadwood:** Increasing the proportion of standing and lying deadwood of natural tree species in the forest
2. **Older wooded areas:** Increasing the proportion of older trees (especially old, large-crown deciduous and biotope trees)
3. **Forest structure:** Promotion of well-structured, differently aged, stable and climate-compatible mixed forest areas by continuously increasing the proportion of native hardwood species and rare woody plants and shrubs

4. **Woodland edges:** Promotion of well-structured and zoned, embayed woodland edges through introducing rare and endangered tree and shrub species, creation of bays and zoning (shrub belts and peripheral zones of woodlands)
5. **Biotoxes:** To promote valuable small and wetland habitats
6. **Promotion of rare or endangered animal and plant species:** Introduction of rare tree species and creation of flower meadows on company premises

The management of the AMAG forest does not aim to maximise operating profit, but merely to cover the costs of forest management work.

GREEN AREAS: The green areas at AMAG's Ranshofen plant site cover around 25 hectares. They are designed as meadows, rainwater infiltration, lawns and protective embankments. Vacant land is used according to its **ecological potentials**. A major contribution is also made to the protection of insects by eliminating the use of pesticides and fertilisers.

In its construction activities, the company always endeavours to minimise as far as possible its interventions into nature, and protect animals and plants in their habitat. Accordingly, the use of existing buildings is preferable to new construction, and projects involving additional ground compaction must be weighed responsibly.

In order to present the diversity of biodiversity management and, at the same time, to enable the development of measures and objectives in a structured manner, six spheres of action have been identified, as already set out in the list above. These areas will be discussed in more detail in the following sections.

Central measures

- › Development of the AMAG forest into a climate-adapted mixed forest area, including preparation of a regular progress report
- › Creation of a forest management plan in cooperation with the University of Natural Resources and Applied Life Sciences
- › Gradual conversion of monotonous lawns into semi-natural meadows through the change in mowing that has been implemented as part of the newly defined green space maintenance
- › Ongoing care of the hives and promotion of varroa resistance breeding through cooperation with the Upper Austria Salzburg beekeeping group
- › Planting trees on the works site

FOREST AND HUNTING MANAGEMENT: In the 2022 reporting year, the catalogue of goals and measures for sustainable forest management was adapted in cooperation with external experts from the University of Natural Resources and Life Sciences, Vienna, and Integrated Sustainability Solutions (ISS) sustainability office. The following specific objectives were established:

-
- > Promotion of biodiversity
 - > Promotion of stability and a climate-adapted (sustainable) forest structure
 - > Fulfilling an educational and recreational mandate
 - > Measures in line with groundwater protection
-

The development of goals and measures for a [climate-compatible forest](#) first requires a meaningful survey of the current situation. Data on the site, tree vegetation, special biotopes and special sites (forest parts with monument protection), among other data, were collected for this purpose. This survey is then taken as the basis to develop a medium- to long-term management concept with special attention to biodiversity, climate change adaptation and historical features. As in previous years, in 2022 forest management was busy with cleaning up various damages. In addition, the long-term measure of continuously reducing the spruce woodlands (around 65 %) and thereby promoting mixed woodlands was pursued. A first interim report on the concept and its medium- to long-term objectives was issued in November 2022.

Important preparations for the construction of a [forest trail](#) were also made in 2022. In the wooded area, which is located opposite the AMAG works entrance in Ranshofen, informative and interactive stations will be set up along an approximately 2 km long circular path, which are intended to encourage visitors to discover the forest and its surrounding area as well as to enjoy nature. In the past year, some initial steps have already been taken to set up the individual stations – including a water pipe for a drinking fountain and information points at the AMAG beehives, as well as a rest area directly on the public bike path.

A [forest island](#) is also to be created on the forest nature trail, which will serve as a recreational area for both the public and the employees. More details can be found in the [Community relations](#) section.

Hunting is an essential aspect of ecological and sustainable forest management. An appropriate [hunting concept](#) is of great importance in order to both achieve a healthy stock of game population and ensure a resilient and diverse AMAG forest. This concept sets out clear responsibilities, defines hunting strategies for roe deer, game animals and game birds and communicates agreements relating to habitat improvement goals – such as the maintenance of gameland for the grazing of roe deer, the sowing of flower strips, hedgerow formation and the adaptation of feeding to the respective type of game.

GREEN AREA MANAGEMENT: With the establishment of [ten bee colonies](#) on the AMAG flower meadows along Lochnerfeldstrasse and at AMAG's north entrance, the Ranshofen site has sent a clear signal about biodiversity. The breeding of varroa-resistant bees is supported and scientifically researched together with the Upper Austria-Salzburg beekeeping group. The so-called Varroa Sensitive Hygiene (VSH) of the Asian honey bee aims to enable domestic bee colonies to keep themselves as mite-free as possible without the use of medicines. Worker bees of a VSH colony detect mite-infested broods at an early stage and remove them in time. However, this cleaning behaviour must be inherited, starting from the queen bees. Such VSH queen bees are in use in AMAG bee colonies. The locations of the beehives are accessible to the public via bike paths and hiking trails, and information boards provide visitors with more in-depth information about the insects.

As in previous years, in the year under review further lawns were converted into species-rich meadows, and trees were planted within the company grounds at the Ranshofen site. The individual trees not only provide shade and thereby improve the microclimate of the sealed open spaces, but also serve as a habitat and feeding ground for insects and birds. In accordance with the green space maintenance concept, no pesticides are used and the appropriate mowing intervals are observed in each case. Dams and embankments have been planted with shrubs or are deliberately left unplanted to serve as ruderal areas that provide valuable habitat for animals, insects and pioneer plant species. Pioneer plants have special adaptive abilities to colonise new areas and consequently require special protection.

A [groundwater protection](#) measure was realised by expanding the seepage troughs at the Ranshofen site. Seepage troughs return rainwater filtered through the soil layer directly to the groundwater body. They thereby make a significant contribution to maintaining a natural water cycle. Maintenance measures prescribed by the authorities are implemented and documented as part of the green space maintenance concept.

Results (GRI 3-3)

Initial research on bee colonies has shown that mite numbers decrease once enough worker bees possess the VSH (Varroa Sensitive Hygiene) trait. Last year it was also possible to harvest blossom honey and forest blossom honey for the first time.

Further results in the area of biodiversity at a glance:

-
- › Development of a medium- to long-term management concept for a climate-smart AMAG forest
 - › Implementation of first construction steps to create a forest trail
 - › Development of a sustainable hunting concept
 - › First positive results in the VSH beekeeping research project in collaboration with the Upper Austria-Salzburg beekeeping group
 - › Increasing the proportion of species-rich meadows at the Ranshofen site (converting monotonous lawns into semi-natural meadows)
 - › Expansion of seepage troughs at the Ranshofen site
-

Further targets and next steps

Target:

- › Promotion of biodiversity at the Ranshofen site and creating a forest trail

Next steps:

- › Start of implementation of the management concept as part of further developing the AMAG forest together with external experts
 - › Completion of the forest trail
 - › Creation of the forest island
 - › Events (guided forest tours, information events for the regional population)
-

HANDLING INCIDENTS

Along with monitoring environmental effects of normal operating activities as part of certified environmental management, processes regulating the handling of anomalies have also been implemented. Corresponding environmental incident and crisis management regulates responsibilities and measures in the event of unforeseen operating circumstances. In order to comply with the legal requirements of the Austrian Environmental Information Act (UIG), current environmental measurement data are posted in front of the plant premises.

The primary objective is to prevent the inadvertent release of substances, and thereby rule out potential harm to people and the environment. No incidents occurred in the 2022 reporting year.

(GRI 2-27)

HONEST EMPLOYEE RELATIONS

KEY PERFORMANCE

- › TRIFR accident rate in the 2022 reporting year: Very good performance with 0.8 at the Ranshofen site and 1.0 including AMAG components
- › For the fifth consecutive time, AMAG Ranshofen received the seal of approval for workplace health promotion (BGF) for the period from 2021 to 2023
- › Personnel availability increasingly influences future business growth and development
- › The headcount including AMAG components increased to 2,140 employees (reporting date/individuals) (2021: 2,080)
- › Extensive COVID-19 measures implemented to protect employee health

Mutual appreciation, trust, openness and fairness in dealing with employees form the cornerstones of business activity. Competent and motivated employees are an essential key to AMAG Group's success. Continuous further development in the areas of occupational safety and health protection, as well as customised training and development programs, create the best possible overall conditions for employees.

B OCCUPATIONAL HEALTH AND SAFETY (GRI 3-3, 403-1)

AMAG Group considers it its duty to ensure and continuously improve the health and safety of all its employees in compliance with statutory regulations. As almost two thirds of the workforce work in the production area, a functioning occupational safety system is particularly important to protect employees from hazards and to train them in preventative behaviour. Great importance is also attached to health protection and health promotion over and above occupational safety. In addition to occupational safety, the focus is on exercise, nutrition and psychosocial health care.

Target 2022

- › Reduction of the TRIFR accident rate as part of the "zero accidents" strategy to a target level of < 1.3 in 2022 given a long-term TRIFR target level of 1.0 by 2024.

Management approach

Responsibility for this area lies with the Management Board and the management teams of the Group companies. This includes the identification of optimisation potentials and the anchoring of strategic goals. Responsibility for occupational safety is allocated to the Management Systems area, whose head reports directly to the Chief Technology Officer, and is built on four pillars:

- › **Workplace evaluation:** Records and documentation of all workplaces and operations, maintenance and repair work, emergency and rescue measures including evaluation documentation
- › **Incident/safety audit database:** Reporting of relevant incidents including recording and reporting, risk assessment as well as instruction, determination of measures and reviewing them for effectiveness
- › **Legal compliance:** Compliance with occupational health and safety legislation, including establishment of an in-house occupational health and safety organisation that complies with legal and normative requirements; integrated contractor/access management
- › **Machine safety:** Compliance with and implementation of the legal requirements (in particular the requirements of the CE directives such as the Machinery/Low Voltage Directive) based on relevance testing and harmonised standards

The processes and standards in the area of occupational safety are aligned with the requirements of the international occupational safety management standard EN ISO 45001, integrated into the existing management system and documented in a corresponding guideline. All employees (including temporary workers) are covered. At the Ranshofen site, the management system for occupational safety and health is also externally certified. Extensive safety instructions and audits, training measures and workshops as part of the Continuous Improvement Process (CIP) serve to achieve the objectives. Temporary staff are treated in the same manner as our own employees. A digital safety briefing, including demonstrable checks for understanding, ensures safe collaboration with contractors. The central principles and requirements relating to occupational safety are described in the compliance rules for suppliers and consequently also apply to the supply chain. (GRI 403-8, 403-7)

Causes of recorded incidents (near-accidents, accidents, hazardous situations) are analysed and countermeasures taken are regularly checked for their effectiveness. Incidents are recorded and related measures are tracked and these data are then evaluated using a central incident database. The same applies to safety audits. Digital recording during safety tours takes place via an app, which records hazards directly on site on the cell phone for further processing on the PC. Several bodies ensure the best possible occupational safety.

SAFETY STEERING COMMITTEE – SILAS:

SILAS reports to the Management Board, the highest supervisory body for occupational safety and health management. It is responsible for reviewing legal compliance and the effectiveness of occupational health and safety on the basis of defined performance indicators and, if necessary, deciding on any corrective measures, as well as for initiating work topics and groups. Regular safety audits complement the system.

- SILAS MEMBERS:**
- Management Board
 - Management teams of the operating companies
 - Occupational safety managers
 - Safety specialists
 - Occupational medicine
 - HR department and the Works Council

OCCUPATIONAL SAFETY AND HEALTH COMMITTEE: The Occupational Health and Safety Committee deals with safety incidents and the measures taken, key issues from safety audits, and evaluations of key figures. It defines improvement measures in the occupational health and safety area and decides which additional topics SILAS is to deal with.

SAFETY SPECIALIST: The safety specialist's tasks range from providing safety-related advice to supervisors and employees to steering occupational safety legislation and reporting occupational accidents to external organisations and authorities.

SAFETY OFFICER: Safety representatives and safety officers are defined and registered for the operational areas. They provide support and information to employees on safety and health protection

topics. They represent the interests of the employees vis-à-vis the employer, the relevant authorities and other bodies in consultation with the employee bodies. Furthermore, they monitor compliance with protective measures, the use of appropriate equipment and precautions and inform the employer of any shortcomings.

The effectiveness of the occupational safety system is regularly reviewed through internal and external audits, which also ensure that it meets international standards. Occupational safety indicators enable a comprehensive risk analysis and help to identify the causes of potential weaknesses. AMAG is working intensively to further reduce accidents in order to achieve its vision of “zero accidents”. (GRI 403-2)

OCCUPATIONAL MEDICINE: As part of the Human Resources department, AMAG Occupational Medicine at the Ranshofen site is the central point of contact for health-related issues, from first aid and medical examinations through to health promotion and counselling. The care of the workforce is provided by a dedicated team of medical doctors. Healthy menu options in the canteen, an annual “Health Check” in which 354 employees at the Ranshofen site took part in 2022, physiotherapy and joint participation in sports events are also among the health-promoting measures. External works doctors have been engaged for the two AMAG components sites in Germany.

A policy governs the management of the COVID-19 pandemic at the Ranshofen site and describes the COVID-19 prevention approach required by law. With the onset of the pandemic in March 2020, a COVID-19 crisis team was established at the Ranshofen site, with its leadership reporting directly to the AMAG Management Board. The crisis team is headed by the Group Communications function, and medical management is the responsibility of the Occupational Health function. The crisis team is supported by the following departments (core tasks in brackets):

-
- > Human Resources (contact tracing, duty releases)
 - > Purchasing (procurement of medical supplies: protective masks, rapid tests, safety equipment)
 - > Technical Facility Management (cleaning)
 - > Plant security guard (safety precautions in areas with high visitor frequency)
 - > Legal (legal issues relating to acts/regulations, data protection)
 - > IT (system support, COVID-19 database, logon systems)
 - > Occupational Medicine (in-house COVID-19 test station)
-

A crisis team was also set up at AMAG components at the start of the pandemic, reporting directly to the holding company's management. The crisis team is led by the managing directors of the sites and HR management, while company medical doctors are responsible for medical management. The legal requirements were always complied with and additional preventative measures were introduced to successfully avoid spreading within the company.

At its Ranshofen site, AMAG holds the seal of approval for company health promotion (BGF), a national award in the employee health area. Related measures at the Ranshofen site are particularly effective in the areas of occupational health and safety, ergonomics, nutrition and psychosocial healthcare. Health promotion is integrated into the CIP system so that employees suggest improvements, with the result that it can continuously and consistently inform as many relevant processes as possible. In addition, employees or their representatives take part in occupational safety committee meetings of the individual companies. (GRI 403-3, 403-4, 403-6, 403-8)

Central measures

- › COVID-19 testing station until the end of April 2022, providing antigen testing for self-testing
- › PCR tests, vaccination advice, company vaccinations and first-aid kit for business trips
- › Workplace evaluations of COVID-19 risk patients
- › Maternity evaluations with a focus on COVID-19 protective measures
- › Continuation of the occupational safety program: Training, awareness raising and measures to promote a safety culture
- › Complete integration of AMAG components branch operations in the occupational safety area
- › Implementation of occupational safety focus areas in Group companies

At a SILAS Safety Steering Committee meeting, the Management Board, managers and the occupational health and safety function defined further measures for long-term improvement and awareness raising in the area of occupational health and safety, and set them out in the 2022 Occupational Safety Program. The AMAG components sites have been fully integrated and are included in the respective key figures, and regular fixed date meetings are also held.

Focus topics of occupational safety in 2022

- › Raising the awareness of safety officers, managers and new employees about occupational health and safety issues
- › Communication of safety topics via AMAG connect as well as on CIP screens at exposed areas in the production facilities
- › Casting Safety Campaign 2022: The specification of new protective equipment, the evaluation of hand sorting in relation to ergonomics, load handling and the development and implementation of a new concept for emergency showers, among other measures, were carried out according to the STOP principle (substitution of potential hazards, technical and organisational measures, personal protective equipment)
- › New safety software, "Quentic", to record safety incidents and safety audits/inspections launched in July
- › Rescue chain exercise: Re-enactment of various accident situations including first aid, securing the accident site and checking the functioning of the information chain
- › "Internal traffic versus movement of people" pilot project: Special sensor technology distinguishes vehicles and people, with pictograms and stop lines projected with LED spots.
- › Increased on-site presence of the Occupational Safety Department: Safety tours, audits, personal consultation.

OCCUPATIONAL SAFETY AWARENESS: Ongoing activities included safety audits and the measures derived from them, workplace evaluation, the provision of safety information via AMAG connect and in the ALEX e-learning system, and ensuring machine safety and legal compliance for new plants and conversions. The so-called "Safety Quarter Hour", during which employees are informed weekly about current topics (incidents, ad hoc training, safety videos) either via CIP screens or in conversation with their direct supervisors (shift supervisors/foremen), was continued in 2022. Safety seminars were held for safety officers, and basic safety training (lecture including tour and instruction) for new employees. The changeover to the new, higher-quality workwear that was already launched in 2021 is being continued on an ongoing basis. Support and coordination of digital access management for external companies and visitors was ensured. (GRI 403-5)

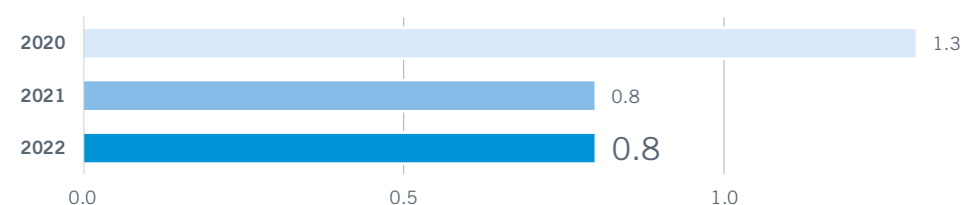
Especially at the start of the year, medical staff had to focus on dealing with the COVID-19 pandemic. Hygiene concepts were continued, as were the tracking and interruption of infection chains. Employee awareness raising and information was realised via the intranet (for more information, see *Central measures*). Especially early in the year, COVID-19-related company events such as the Ski Day and the AMAG Group Day unfortunately had to be cancelled. Participation in the Wings for Life World Run was again held virtually in 2022. A total of 63 AMAG runners covered a distance of around 659

kilometres together, albeit on the basis of social distancing. Participation provides financial support for research to find a cure for paraplegia. At the WKO business run in Linz in September 2022, 30 runners in 10 teams started for AMAG.

Results (GRI 3-3)

Performance in the area of occupational safety is assessed using the TRIFR (Total Recordable Injury Frequency Rate) safety indicator. TRIFR measures the accidents (per capita) with Lost Time Injuries (LTIs), plus incidents entailing medical treatment in relation to the sum total of working hours⁸ x 200,000 hours. Road accidents and accidents involving other employees are not included in the statistics.

TRIFR at the Ranshofen site



At the Ranshofen site, a TRIFR value of 0.8 was achieved (2021: 0.8). For the AMAG components sites, the TRIFR value was 2.8. The TRIFR target of < 1.3 for the Ranshofen, Karlsruhe and Übersee sites, which was set for the 2022 financial year, was undercut with a TRIFR value of 1.0. For temporary workers, the TRIFR value for the three sites was 4.6 (2021: 0). Prevention and education are essential for a stable TRIFR target of 1.0. An evaluation of TRI-related accidents by injury type showed that the most frequent accidents occurred due to entrapment, crushing, bruising and tugging. In turn, this evaluation served as the basis for defining occupational health and safety priorities.

⁸ Number of employees in FTE * 1600 h + actual temporary worker hours

⁹ Definition of LDR: Number of days lost, including holidays and weekends, in relation to the sum of actual

The number of occupational accidents among employees amounted to 17, including 12 in Ranshofen (2021: 9) and one accident involving a temporary worker (2021: 0). At AMAG components, 5 occupational accidents occurred in the year under review.

The rate of lost work days⁹ in relation to employees amounted to 19.6 in the 2022 reporting year. At the Ranshofen site, the rate of lost work days in relation to employees amounted to 20.0 (2021: 17.1). At AMAG components sites, the rate amounted to 16.2. The rate for temporary workers at the Ranshofen, Karlsruhe and Übersee sites was 22.8 (2021: 0).

The number of lost work days for employees amounted to 298, of which 271 (2021: 230) were in Ranshofen, 27 at AMAG components and 0 for contract workers (2021: 0). As in previous years, in 2022 no fatalities occurred due to work-related injuries and there were no work-related injuries that prevented return to work within six months.

The new “Quentic” safety software for recording safety incidents, safety audits and safety inspections provides better technical availability and enhances the quality of root cause analysis and derived measures. This system and standardised questionnaires also improve the quality of audits. Step-by-step instructions and training videos are available for users. 314 users, 306 of them in Ranshofen and 8 at the AMAG components sites, received intensive training. (GRI 403-9, 403-1)

Further targets and next steps

Target:

- > Reduction of the TRIFR accident rate as part of the “zero accidents” strategy to a target level of < 1.1 in 2023 given a long-term TRIFR target level of 1.0 by the end of 2024

Next steps:

- > Continuation of the occupational safety program with a focus on “raising awareness of occupational safety” and preparation of AMAG components for ISO 45001 certification
- > Definition of current focus topics, such as those deriving from measures from incidents or audits
- > Create safety videos to support instructional materials

productive hours x 200,000 hours; actual productive hours (incl. temporary workers) AMAG Ranshofen and AMAG components: 3,048,775 h (Ranshofen: 2,714,805 h; AMAG components: 333,970 h)

B TRAINING AND DEVELOPMENT (GRI 3-3)

Our employees' skills and expertise are crucial to AMAG's profitable growth and long-term performance and success. Increasing competition, demographic change, new technologies and digitalisation trends pose major challenges for companies. For this reason, it is essential for AMAG to invest in the training and development of its employees, to offer them opportunities and to promote continuous learning.

Target 2022

- › Qualification and development of all employees
- › Increase the number of training and development courses to an average of two days per employee in 2022, including AMAG components

Management approach

The declining number of skilled workers due to demographic change and constantly increasing demands made in terms of employee qualifications represent a major challenge for the economy. AMAG endeavours to promote and develop new and existing employees and to offer them appropriate future prospects in order to achieve a high level of employee retention.

A future-oriented, learning organisation such as AMAG is based on sustainable employee development, which is ensured by appropriate training and development measures. The Human Resources Development department is tasked with (further) developing employees' skills and talents in line with their tasks. This department is also the first point of contact for all employee development issues and is responsible for training and development measures such as professional authorisations, seminars, courses, training, workshops and coaching as well as digital learning contents. A key task is to ensure sustainable knowledge transfer and necessary qualifications in accordance with legal regulations and customer or internal company requirements.

Annual employee goal setting and development meetings between employees and managers include the identification of training needs, among other issues, and appropriate training and development measures are taken where necessary. A key approach here is structured training programs that build on each other and create an internal pool of young talent. These young talents are specifically promoted and prepared for future tasks.

AMAG offers modern, practice-based training in nine apprenticeships. The apprentice coordinator supports the apprentices as well as the company in the organisational process, and the apprentice coach is available for personal discussions specifically for personal concerns and needs.

All employees are offered access to digital learning content for company qualification via the company's own ALEX e-learning platform. The aim is to enable, in particular, employees from the production environment to obtain the best possible qualifications for their tasks and activities, to acquire knowledge and to consolidate this acquired knowledge in the long term.

Central measures

- › Extensive range of training courses in various expertise areas (personal and social skills, technical and methodological expertise, leadership and strategic skills, language and intercultural skills)
- › Special training formats for shift leaders and CIP group spokespersons
- › Integration of AMAG components into training and development operations
- › Young Talents, Leadership and Key Players Program, Master Academy, AluAkademie
- › Implementation of an apprentice coach to make apprenticeships more attractive at AMAG

TRAINING CATALOGUE: With the so-called AMAG training catalogue, personnel development provides all employees and managers with an important tool for employee development. The training catalogue offers further development in various expertise areas in order to close possible skills gaps in accordance with job and requirements profiles. The training catalogue is available to all employees and can be accessed via the AMAG intranet.

DEVELOPMENT PROGRAMS: In order to provide shift leaders with the communication and conflict management skills they need to meet the challenges they encounter in their day-to-day management activities, a special training format has been created specifically for this target group. CIP group spokespersons, who make a significant contribution to the Continuous Improvement Process, are trained in the use of modern technologies by a development program tailored to their tasks.

With the “**Key Player Program**”, AMAG offers both technical experts and future managers a seven-part development module to strengthen their personal and social skills. Building on this, the “**Leadership Program**” focuses on deepening junior managers’ methodological leadership and strategic competencies. Participants work specifically on leadership and strategic skills, conflict and change management, and handle business management tasks. Bringing more employees from production or production-related areas into the programs is a key goal. Both programs started in 2021 and were completed in 2022. Eleven individuals completed the “Key Player Program” and ten the “Leadership Program”. Programs will continue on an as-needed basis.

Future managers in the production area receive comprehensive instruction on the subject of leadership at the “**Master Academy**” (**Meisterakademie**). The main topics of this development program were revised in 2022 so that current content and challenges are reflected in the Master Academy. Starting in February 2023, 18 participants are expected to deal with topics on leadership, communication, conflict management, team building and change management.

In addition, employees at all hierarchical levels can participate in the “**AluAkademie**”, where experienced AMAG experts impart their specialist knowledge to their colleagues. Learning contents range from occupational health and safety, materials science, production processes, quality and environmental management through to team building units.

APPRENTICESHIP AT AMAG: AMAG offers training in nine apprenticeships in cooperation with the Braunau Training Centre (ABZ) (in which AMAG holds a 20 % interest). As future skilled workers, the apprentices receive practical training in modern workshops in various specialist areas and complete their basic metal training as well as subject-specific modules at the centre. Around three quarters of AMAG apprentices complete vocational school or their final apprenticeship examination with excellent or good results. An option exists to complete an apprenticeship with a (high) school leaving certificate.

The “**Apprenticeship at AMAG. Apprenticeship with a Future**” project was launched and apprenticeship training was examined for potential improvements. The first steps deriving from this relate to the apprentice presence on the AMAG website, internal training documents, personal support and the recruiting of apprentices. Since 2022, an additional contact person has been available for

apprentices at AMAG’s Ranshofen site, who specifically addresses individual concerns and needs in personal discussions. Active dialogue with the AMAG apprentice coach is intended to prevent conflicts and misunderstandings. Apprentices are continuously accompanied and supported during their training. For example, AMAG also offers tutoring courses in various subjects. In 2022, the Upper Austrian Chamber of Commerce presented the “**INEO Award**” in the category “Large companies with more than 250 employees” for AMAG’s excellent work with apprentices. In addition, the Ranshofen site is the bearer of the INEO quality seal for the next three years.

Students at the digiTNMS in Ranshofen (a secondary school with a focus on digital, technology and natural sciences) received their first insights into the professional world as part of a collaboration with AMAG and the Braunau Training Centre. As part of the “learning in educational areas” subject, the young people were introduced to aluminium processing by the end of the 2021/22 school year and were given initial hands-on training by the experts at the training centre. An ongoing alliance has been agreed upon, with dates in the current school year to follow.

DIGITAL LEARNING: Digital learning plays an important role in the digital transformation to a modern working world, optimised with the help of appropriate learning formats and contents. With the further development of the ALEX e-learning platform as well as its contents, the possibility of acquiring sustainable knowledge independent of time and place was further improved. Work was done at AMAG components on integrating digital training. A total of 33 training courses have already been converted to e-learning formats.

Results (GRI 3-3)

NUMBER OF HOURS FOR TRAINING AND DEVELOPMENT¹⁰

	Total		Change in %	AMAG Ranshofen	AMAG components
	2022	2021		2022	2022
Total	43,853	37,012	18.5	41,714	2,139
per employee	20	18	15.1	22	9
per woman	22	19	13.9	24	3
per man	20	18	12.7	22	10
per industrial worker	7	6	22.2	8	6
per salaried employee	9	8	17.5	10	4
per apprentice	361	359	0.5	406	97

In the 2022 reporting year 43,853 hours of training and development were completed by employees (2021: 37,012), equivalent to an average per employee of 20 hours. Due to external training at the Braunau Training Centre, the training hours for apprentices are significantly higher. This survey does not include training and development hours as part of the “AluAkademie” and participation in lectures and conferences. Due to short-time working at AMAG components, no training and development hours were completed in 2021. As a consequence, the comparative value from the previous year is zero in all categories. (GRI 404-1)

Employee participation in goal setting and development meetings stood at 92 % in the 2022 reporting year, including AMAG components. Exceptions include trainees, employees with reasons for absence (such as military/community service, parental leave) and employees with employment contracts of less than six months. In addition to the training and development measures agreed in the employee goal setting and development meetings, such measures are also agreed throughout the year. At AMAG components, employee interviews are conducted in accordance with the AMAG standard, although not yet in digital form, as already established in Ranshofen. Digital implementation will take place in 2023. (GRI 404-3)

¹⁰ Excluding AMAG sales companies and the Alouette interest

Further targets and next steps

Targets:

- > Qualification and development of all employees:
- > Increase the number of training and development courses to an average of two days per employee in 2023

Next steps:

- > Further development of the annual employee goal setting and development meeting as an instrument for employee development
- > Further optimisation of existing employee development programs and implementation of development formats to provide targeted support for managers
- > Provision of a low-threshold offer for all employees in the form of digital learning content via ALEX for further development in accordance with necessary competencies defined in job and requirements profiles (e-learning on various competency areas) as a supplement to attended events

S EMPLOYMENT DEVELOPMENT (GRI 3-3)

Trusting employee relationships in combination with long-term employee loyalty form the basis of the company's success. A key factor for attractive workplaces is the development and positioning of a strong AMAG employer brand. AMAG must meet requirements in relation to recruiting and the qualification of employees, while taking account of demographic trends, creating working conditions conducive to performance, and promoting creativity and responsibility within the meaning of society's growing emphasis on the individual.

Target 2022

- › Demand-based hiring to support AMAG's growth track
- › Strengthening of AMAG's employer brand while maintaining or reducing the employee turnover rate to < 6 % in 2022

Management approach

Strategy in the human resources area is aimed at covering current and future personnel requirements both quantitatively and qualitatively. Tools and guidelines for the recruitment process, the onboarding phase, career and succession planning, and the development of employees are defined in the HR department. The Head of Human Resources reports to the CEO. The Works Council is responsible for representing employee agendas, and is represented by four members on the Supervisory Board of AMAG Austria Metall AG. Working hours are set out in the company works agreement and comply with the currently valid Working Hours Act.

AMAG's training and development programs are geared to meeting long-term demand for employees. Open positions are filled on a long-term basis if possible, and internal advertising takes place before external advertising. Employees are informed of vacant positions on the HR department's intranet page and via the AMAG employee app.

The early retention of potential employees is achieved through the supervision of final theses and dissertations and participation in information evenings at the respective universities. University alliances promote teaching and research in AMAG-relevant disciplines.

Central measures

- › Strengthening the employer brand through increased communication in print and social media, via the app for employees and LED walls as well as updating the career website including 360° company tour
- › Focus on new recruiting formats such as virtual job interviews, use of social media, sponsorship and cooperation with schools and universities
- › Participation in career fairs
- › Retention of employees through corporate benefits

APPLICANT MANAGEMENT: In today's highly competitive labour market, differentiation from other companies through innovative measures to strengthen the employer brand is essential in order to recruit and retain skilled employees in the long term. Changes in job requirements, such as due to advancing digitalisation, are taken into consideration in applications. Appropriate measures are also implemented in the personnel development area. Digital platforms and social networks (LinkedIn, XING, Instagram, Facebook and YouTube) were increasingly utilised in order to reach potential applicants. A new Instagram campaign was developed and implemented. Greater presence at schools (through class partnerships and internships) and the supervision of pre-scientific diploma theses were advanced. A total of 149 interns were employed by AMAG in the 2022 reporting year.

The following measures promoted the recruiting of new employees in 2022:

- › Apprentices: Participation in various apprenticeship fairs, expanded trial offer as part of the Upper Austrian Jobweek, Bildungsexpress, modernisation of apprenticeship training, new [Apprenticeship page](#) on the website (see QR code) 
- › Pupils: Greater presence at schools, job application training, works tours, job fairs
- › Students: Expansion of university contacts (informal events, career fairs, supervision of dissertations and theses, technical and holiday internships)
- › Employees: Talent pool (platform for early contact and cultivation of relationships with interested parties), increased social media presence, presence in regional print media, job advertisements on own LED wall and surrounding LED boards, various digital ad formats, 360° company tour with a look behind the scenes possible via the website, events such as "AMAG at Night" tours, evening tours of the research facilities, opportunities to explore research conducted at the CMI, etc.)

EMPLOYEE RETENTION: Various measures have been implemented as a sign of the respectful treatment of employees and to position AMAG as an attractive employer. For example, employees benefit from improvements in the shift and bonus system, from flexible working hours through flexitime models, and from established home office arrangements. Furthermore, additional benefits such as a retirement plan are made available. All employees can take advantage of the company's internal health promotion program. Joint participation in running events or the "AMAGic Tree" campaign, in which employees are presented with Christmas trees, are also intended to contribute to employee motivation.

The following measures aimed at employee retention were implemented in recent years and have become an integral part of the employer brand:

-
- › Improvement of overall conditions in the compensation scheme for production employees (allowance system/shift leader and deputy allowance)
 - › Introduction of a 4-shift fully continuous (light) shift system
 - › Development and implementation of customised further education and training programs
 - › Implementation of digital processes and increase in HR service level through IT-supported systems (digital workflows, digital remuneration and time statement also for industrial workers, digital applications for leave and time off in lieu for salaried employees)
 - › Flexible working hours with various flexitime models for salaried employees
 - › Permanent home office arrangement (set out in company works agreement since May 2022)
 - › Company pension (payment into a pension fund)
 - › Employees hold shares in the company via the AMAG Arbeitnehmer Privatstiftung employee private foundation (which holds an 11.5 % interest in AMAG)
 - › Employees catering (canteen including AMAG subsidy)
 - › Events and campaigns for employees (e.g. running events, Upper Austrian bicycle tour, "AMAGic Tree", doughnut and ice cream promotion, raffle of e-bikes and bicycle helmets)
 - › Health promotion measures (physiotherapy, health check, courses for a healthy back)
 - › Sabbatical and semi-retirement, parental leave for fathers, Dad's Month
 - › Employee bonuses
 - › Transport subsidy
 - › Possibility of tax consulting for employees from Germany
 - › Implementation of an onboarding tool
 - › Further benefits – cooperation with Corporate Benefits
 - › Job bike leasing
-

Results (GRI 3-3)

The average length of service to the company of 11.2 years shows that emphasis has been placed on collaborating closely with employees on a long-term basis.

With regard to the minimum disclosure periods for organisational changes, AMAG at Ranshofen complies with all applicable Austrian legislation and directives, and with the provisions of the collective agreement for the Austrian iron and metalworking industry. The employees at the AMAG components sites in Germany are not covered by any collective bargaining agreement, but they are covered by individual agreements with their employers. There are also no minimum notification periods in Germany. AMAG components complies with current legislation in this regard. In the reporting period, no significant changes occurred that materially affected employees and that required reporting. (GRI 402-1)

The number of employees (counted per head) increased to 2,140 compared to the previous year (2021: 2,080). The proportion of employees covered by collective bargaining agreements in Ranshofen is 99 % (this does not include the respective managing directors and the entire Management Board, with whom individual agreements have been concluded in each case). As of December 31, 2022, 75 AMAG apprentices were undergoing training, including 64 industrial and 11 commercial apprentices. (GRI 2-30)

Based on flexitime models, 31 % of women and 3 % of men work on a part-time basis. The proportion of temporary employment contracts has settled at a very low level. A total of 2,109 employees were permanently employed, while 31 employees had temporary employment contracts.

Contract workers have the same rights and obligations as AMAG employees. Contract workers are mainly deployed in the production area. The general conditions for the provision of labour are regulated in the transfer agreement between AMAG and the transfer company. Contract workers have an employment relationship with the transfer company. However, supervision and management are the responsibility of the company engaging the contract worker. (GRI 2-8)

**TOTAL NUMBER OF EMPLOYEES
(AS OF DECEMBER 31/INDIVIDUALS)¹¹**

	Total		Change in %	AMAG Ranshofen	AMAG components
	2022	2021		2022	2022
Total	2,140	2,080	2.9	1,904	236
of which women	323	302	7.0	292	31
of which with permanent employment contract	320	299	7.0	289	31
of which with fixed-term employment contract	3	3	0.0	3	0
of which full-time	222	201	10.4	205	17
of which part-time	101	101	0.0	87	14
of which men	1,817	1,778	2.2	1,612	205
of which with permanent employment contract	1,789	1,743	2.6	1,596	193
of which with fixed-term employment contract	28	35	-20.0	16	12
of which full-time	1,768	1,735	1.9	1,572	196
of which part-time	49	43	14.0	40	9
Temporary employees	13	27	-52	9	4
Contract workers	0	1	-	0	0

(GRI 2-8, 2-7)

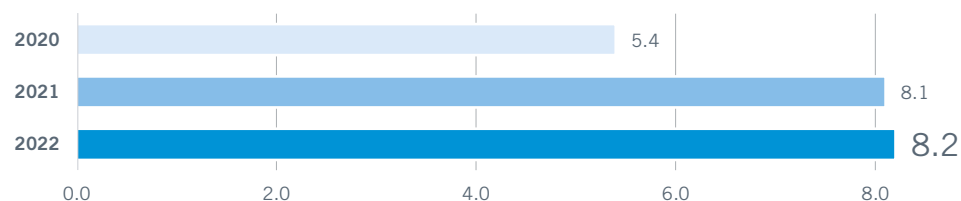
¹¹ Excluding AMAG sales companies and the Alouette interest

**EMPLOYEES AT AMAG SALES COMPANIES
(AS OF DECEMBER 31/INDIVIDUALS)**

Sales companies	Sales region		2022
	Asia, Europe and North America	Total	47
		of which women	19
		of which men	28
AMAG Asia Pac. and China	Asia: Taiwan, China	Total	8
		of which women	3
		of which men	5
AMAG Benelux B. V., Deutschland GmbH, Eastern Europe, France S.a.r.l., Italia Srl., rolling Iberia S.L, UK Ltd., Turkey	Europe: Netherlands, Germany, Czech Republic, France, Italy, Spain, UK	Total	29
		of which women	12
		of which men	17
AMAG USA Corp.	North America: USA	Total	10
		of which women	4
		of which men	6

As of December 31, 2022, the AMAG sales companies in Europe, Asia and North America employed 47 individuals, of whom just under 40 % were women and 60 % men. All AMAG sales company employees are employed on a permanent basis. A total of 45 employees work full-time and two employees (AMAG UK Ltd. and AMAG Benelux B. V.) work part-time. (GRI 401-1, 2-7)

Employee turnover in %



The employee turnover rate amounted to 8.2 % (reporting date/individuals) and has included AMAG components since the 2021 reporting year. This includes all staff departures (excluding individuals going into retirement and employment contracts ending due to expiry or probationary periods concluding). The majority of departures occurred in the production areas, while a low turnover rate was recorded in the salaried employee area. Interviews were held with all employees to determine the reasons for leaving. (GRI 401-1)

DEPARTURES (AS OF DECEMBER 31/INDIVIDUALS)¹² (GRI 401-1)

	Total			AMAG components	
	2022	2021	Change in %	AMAG Ranshofen 2022	AMAG components 2022
Total	234	220	6.4	205	29
of which women	38	25	52.0	34	4
of which under 30 years of age	17	9	88.9	15	2
of which between 30 and 50 years of age	12	11	9.1	11	1
of which over 50 years of age	9	5	80.0	8	1
of which men	196	195	0.5	171	25
of which under 30 years of age	67	61	9.8	55	12
of which between 30 and 50 years of age	84	92	-8.7	77	7
of which over 50 years of age	45	42	7.1	39	6

¹² Excluding AMAG sales companies and the Alouette interest

NEW ENTRANTS (AS OF DECEMBER 31/INDIVIDUALS)¹³

	Total			AMAG components	
	2022	2021	Change in %	AMAG Ranshofen 2022	AMAG components 2022
Total	289	239	20.9	235	54
of which women	61	40	52.5	56	5
of which under 30 years of age	39	22	77.3	35	4
of which between 30 and 50 years of age	20	14	42.9	20	0
of which over 50 years of age	2	4	-50.0	1	1
of which men	228	199	14.6	179	49
of which under 30 years of age	105	96	9.4	82	23
of which between 30 and 50 years of age	105	92	14.1	86	19
of which over 50 years of age	18	11	63.6	11	7

Further targets and next steps

Target:

- > Demand-oriented recruitment of employees for AMAG's growth course and strengthening of the AMAG Group employer brand while retaining or reducing the employee turnover rate to < 6 %

Next steps:

- > Extension of the onboarding tool
- > Increasing employee loyalty (continuation of the personal employee survey on job satisfaction)
- > Switching the company restaurant to a regional concept
- > Expansion of recruiting via social media

¹³ Excluding AMAG sales companies and the Alouette interest

S EQUAL OPPORTUNITIES AND DIVERSITY (GRI 3-3)

Demographic changes, the growing individualisation of lifestyles and a fundamental shift in values are aspects associated with the development of society. This diversity presents companies with challenges while contributing value added to the process of collaboration. Promoting diversity and equal opportunities within the company is a key factor for success.

Target 2022

Open approach to diversity and promotion of equal opportunities through:

- › Making technical professions more attractive for women
- › Increasing the number of female apprentices in the industrial area (to a share of 20 % by the end of 2024)
- › Increasing the proportion of women in management positions (senior management) to the average proportion of women in the company (by 2024)

Management approach

One task of human resources management is to ensure discrimination-free workplaces for suitable employees regardless of age, gender, skin colour, sexual orientation, origin, religion or disability. Non-discriminatory treatment is required in the code of conduct in order to enable all employees to carry out their work in a legally and morally correct manner. All employees can report suspected unequal treatment to the compliance officer or via a compliance hotline. This also applies to the company's business partners.

DIVERSITY AND TRANSPARENCY: AMAG is committed to equal opportunities and supports the involvement of women in technology. Recruitment activities in the production area, in particular, take special account of raising the proportion of women. In addition, alliances with schools have been established to elicit greater interest from young women in technical professions.

A database for applicants promotes transparency in application processes by digitally managing all internal and external job advertisements. Alongside professional skills and commitment, importance is placed when selecting personnel on the candidate's identification with AMAG's corporate culture which is characterised by respect, working together in a spirit of appreciation and innovative capability.

Salaries are based on stringent gender equality, and all employees are offered a fair basic salary. The bonus system for managers includes performance-based salary components and consists of monetary targets and individual performance contributions.

Measures to reconcile work and family life include, for example, an annual childcare holiday campaign and flexible working time models ranging from flexitime and part-time models to semi-retirement.

Central measures

- › Mentoring program for female polytechnic students
- › START scholarship for committed students with a migration background in Upper Austria
- › Upper Austria Job Week – Power Women
- › Initiative in the AluReport – Women in Technology

In order to promote the potential of female specialist/technical staff, two female pupils in their fourth year were accompanied as part of a mentoring program for pupils at engineering-focused secondary schools. Launched in July 2022, the program aims to specifically promote young women employees in technical professions. The pupils are accompanied in a structured manner by AMAG mentors over a three-semester period and receive insights into the company during a four-week holiday internship. In 2022, AMAG has again taken on a START scholarship partnership. Committed students with a migration background receive support on their path to a (high) school leaving certificate. In addition to an educational contribution, a variety of workshops and seminars are also offered. Furthermore, diploma theses by students of Braunau's commercial academy and polytechnic were supervised (2021/2022 school year).

AMAG was represented at the Upper Austrian Job Week in 2022, focusing on women's power. Companies from all over Upper Austria took part in the Job Week and offered various events for visitors. The special feature of this event format is that participants meet where it matters – at the future workplace. Job and apprenticeship seekers as well as those re-entering the workforce were able to obtain information directly from the participating companies about various occupations and jobs.

Results (GRI 3-3)

The following table shows the composition of employees according to diversity criteria at the Ranshofen, Karlsruhe and Übersee sites.

COMPOSITION OF EMPLOYEES ACCORDING TO DIVERSITY ASPECTS

	Total		Change in %	AMAG Ranshofen		AMAG components	
	2022	2021		2022	2022	2022	2022
Industrial workers	59%	62%	-3.8	60%	56%		
of whom women	3%	3%	25.0	4%	3%		
of whom men	97%	97%	-0.7	97%	97%		
of whom under 30 years of age	20%	22%	-7.7	21%	20%		
of whom between 30 and 50 years of age	58%	56%	3.2	59%	49%		
of whom over 50 years of age	22%	22%	-1.0	21%	31%		
Salaried employees	37%	35%	5.6	36%	39%		
of whom women	33%	34%	-3.9	34%	31%		
of whom men	67%	66%	2.0	66%	69%		
of whom under 30 years of age	19%	18%	4.8	20%	10%		
of whom between 30 and 50 years of age	56%	57%	-0.9	57%	53%		
of whom over 50 years of age	25%	25%	-0.8	23%	37%		
Apprentices	4%	3%	11.8	3%	5%		
of whom women	23%	23%	-1.6	27%	0%		
of whom men	77%	77%	0.5	73%	100%		
of whom with other diversity indicators (registered disabled individuals)	2%	3%	-5.9	2%	3%		

The heavily industrialised structure of the company naturally determines that the workforce employed is composed as follows: 59 % of the employees are industrial workers, 37 % are salaried employees and 4 % are apprentices. In terms of geographic distribution, most of the workforce is based in Austria. In total, the AMAG workforce consists of people from 31 nations. Just under 65 % come from Austria, just under 28 % from Germany and around 7.5 % from other nations.

At senior management level (this corresponds to individuals in the first management level below the Management Board and the managing directors) around 77 % of managers come from Austria. (GRI 202-2)

A total of 15 % of employees were women (15 % in 2021), and the proportion of women in management positions was 13 %. AMAG pursues the goal of consistently increasing the share of women. As of the December 31, 2022 reporting date, the proportion of women in the apprentice category was 23 % (2021: 23 %).

AMAG records the employment rate of people with disabilities in accordance with the Disability Employment Act (BEinstG). As of December 31, 2022, a total of 2 % of AMAG's employees were registered disabled individuals (2021: 3 %).

In the 2022 reporting year, the average age of the workforce remained approximately the same at 39.0 years. Of the industrial workers, in the reporting period about 20 % were under 30 years of age, 58 % were between 30 and 50 years of age, and 22 % were over 50 years of age. Of the salaried employees, 19 % were under 30 years old, 56 % were between 30 and 50 years old, and 25 % were over 50 years old. 2 % of employees in management positions were under 30 years old, 53 % were between 30 and 50 years old, and 45 % were over 50 years of age. (GRI 405-1)

WOMEN IN TECHNOLOGY: An extensive article in issue 02 of the *AluReport* in the reporting year introduced several women with scientific backgrounds. Their careers and areas of responsibility were depicted on a representative basis for all of the company's female employees, whose work makes a major contribution to the company's success.



No cases of discrimination came to light in the reporting year 2022. (GRI 406-1)

Further targets and next steps

Target:

Open approach to diversity and promotion of equal opportunities through:

- › Making technical professions more attractive for women
- › Increasing the number of female apprentices in the industrial area to a share of 15 % by the end of 2024
- › Increasing the proportion of women in management positions (senior management) to the average proportion of women in the company by the end of 2024

Next steps:

- › Making technical professions more attractive for women
- › Girls' technology days and stronger presence at schools
- › Social media activities (testimonials with female apprentices in the technical environment)

SOCIAL ENGAGEMENT

KEY PERFORMANCE

- › AMAG Social Award 2022: EUR 26,000 in support generated for social projects in the region
- › Major orders worth EUR 162.4 million placed in Upper Austria
- › Bicycle and pedestrian bridge for safe integration of the AMAG site in Ranshofen into the supra-regional cycle path network

AMAG as a company benefits from stable social conditions such as a strong education system, an environment offering quality of life, and social equilibrium. For this reason, social engagement forms an important element of the corporate culture. Contributions to the establishment or maintenance of social conditions are considered essential, and accordingly the company's role as a responsible member of society is taken seriously.

COMMUNITY RELATIONS (GRI 3-3)

AMAG attaches great importance to respectful and transparent communications – not only within the company, but also with the public – and especially with neighbouring and local communities.

Targets 2022

- › Developing the region through community and social investment:
- › Balanced scope of donations and sponsoring expenditures in the areas of education, science and research, social affairs, sports and culture in the vicinity of the company's headquarters

Management approach

The company contributes to the promotion of the common good through the deployment of financial resources, material donations and donations in kind, personal involvement and voluntary initiatives, and fulfils its social responsibility as a leading company in the region. The building blocks include donations, sponsoring and the commitment of employees.

Donations and sponsoring, in particular, are used to support organisations and initiatives that serve the common good. Sponsorship measures are targeted at specific groups and must always be in line with internal company codes, such as the code of conduct or anti-corruption guidelines. Processing and approval is carried out by Corporate Communications, with the final decision on the implementation of donations and sponsorship activities resting with the Chairman of the Management Board. All donations and sponsorship payments are properly documented in sufficient detail.

AMAG promotes sustainable projects in the four areas of [education](#), [social affairs](#), [sports](#) and [culture](#). Educational sponsorship promotes the development and continuing education of children, young people and adults. A multitude of projects in the social area are supported, also as part of the AMAG Social Prize. A further part of the spending is devoted to sport, in particular youth development and local sporting events. Cultural sponsoring supports various cultural events and institutions in the regional area.

As part of the annual AMAG Social Prize competition, employees are invited to submit projects in which disadvantaged people or those in need in the region can be supported. The projects are evaluated by an independent jury, and benefits can be in the form of a donation of money or goods to an organisation (hospital, retirement home, etc.) or individuals.

Central measures

- › Support for various educational initiatives (“Children’s Lab”, Chemistry Olympics)
 - › Award of the AMAG Social Prize 2022 to four projects
 - › Deepening cooperation with Red Cross Braunau
 - › Establishment of the AMAG Forum as a low-threshold access point to information and as a communication platform
 - › Works tours and guided tours for specific target groups
 - › Sponsoring of the International Raiffeisen Upper Austrian Cycling Tour
 - › Support for cultural events as part of the AMAG Summer Culture Initiative
-

EDUCATION: In 2022, the company will also support the “Children’s Lab” educational initiative, which enables children in elementary and primary schools to engage in research-based learning in the science, technology, engineering and maths (STEM) area. The Children’s Lab is made available to kindergartens and schools in the form of a specially constructed piece of furniture – equipped with a wide variety of research tools.

In order to make the topics of biodiversity and environmental protection more accessible to both employees and the regional population, [guided forest tours](#) with an external expert were held for the first time in 2022, and in the context of a summer holiday event children were able to explore and play in the forest as part of a learning process. A forest trail is being planned in order to be able to offer all interested parties information about the AMAG forest as well as about further important biodiversity topics. For more information, see the [Biodiversity](#) section.

AMAG also supported the [48th Upper Austrian Chemistry Olympics](#), thereby encouraging students who are interested in chemistry to demonstrate their knowledge at an early age. Employees and the public were able to explore the new CMI research centre and the Smart Factory at the Ranshofen site during special evening tours. From the spring of 2022, additional tours of the works were offered, which were taken up in large numbers by both employees and the public.

In December, the AMAG Forum hosted students from the HTL Braunau, who had qualified for the “[World Robot Olympiad](#)” and were supported by AMAG through sponsorship. In November 2022, the HTL team demonstrated its skills at the world finals in Dortmund, and in December the students allowed interested parties to look over their shoulders at the AMAG Forum and impressed the audience with the robots they had designed and assembled themselves.

SOCIAL: In the year under review, the AMAG Social Prize was presented for the fourteenth time. In total, the [AMAG Social Prize 2022](#) generated around EUR 26,000 in support for social projects in the region. In addition to the winning project, where a therapy bicycle was purchased for an impaired girl, the search dog squad of the Red Cross in Braunau received technical equipment. In addition, two further social projects with care home Diakoniewerk Mauerkirchen and the “Mit-Dabei” association (including holidays for people with disabilities) were approved for implementation.

It is also important to AMAG to create spaces and community places where both the regional population and employees can meet, find information or simply relax. For example, the [planning of a forest island](#) continued in 2022. This recreation area will be created in the adjacent wooded area opposite the entrance to the AMAG plant site. A central prerequisite for making the forest island usable for employees in the future is the safe pedestrian and bicycle bridge over the busy Lamprechtshausener Strasse (B156). The bridge was completed in November 2022. For more information, see the section [Regional added value](#).

An [AMAG Forum](#) was set up in Braunau town square in 2022. Staffed several times a week, this provides a forum for communication with people from the region and is regarded as an essential basis for such communication on a sustained basis. The forum was also used in the autumn of 2022 for various technical presentations on topics such as recycling, the circular economy and biodiversity.

[Works tours](#) are a further way to foster communication with the regional population and to provide transparent and comprehensible information. Participants learn about the Ranshofen site, are informed about the company’s financial situation and activities in the area of sustainability and can follow the production process at various places in the works.

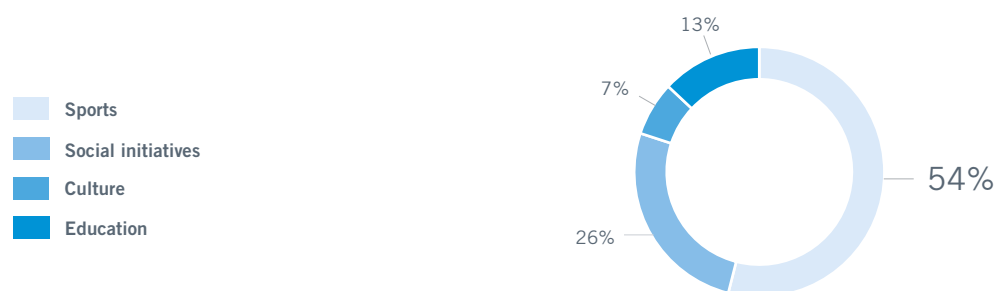
SPORT: Support for the “[International Raiffeisen Upper Austrian Cycling Tour](#)” represented a significant sponsorship activity in 2022. The finish of the first stage of the tour was located on the AMAG works premises in Ranshofen, where visitors could watch the finish live. At the same time, in the centre of Ranshofen, the opportunity was created for public viewing of the finishing line as well as for live viewing of the race. Further support in the sports area was provided to the regional sports club WSV-ATSV Ranshofen.

CULTURE: The [AMAG Summer Culture Initiative 2022](#) and a budget of around EUR 20,000 supported numerous events in the region during the summer months. AMAG also provided financial support for the [book project “Flora of the Innviertel”](#) by Prof. Michael Hohla. This comprehensive reference work is intended to help show children and young people, as well as the general public, the extensive biodiversity of the regional plant world in words and pictures and to provide insights into the topic of biodiversity. Middle and high schools as well as municipalities in the Innviertel region were each provided with a copy.

Results (GRI 3-3)

In the 2022 reporting year, AMAG’s Ranshofen site provided around EUR 122,700 in support. The percentage breakdown of sponsorship and donation expenses can be seen in the chart.

AMAG’s donations and sponsorship expenses at the Ranshofen site in %



From the AMAG components sites in Karlsruhe and Übersee, donations and sponsorship expenditures in the areas of social welfare and education amounted to a total of EUR 14,000 in the year under review.

Further targets and next steps

Target:

- › Developing the region through community and social investment: Balanced scope of donations and sponsoring expenditures in the areas of education, science and research, social affairs, sports and culture in the vicinity of the company’s headquarters

Next steps:

- › AMAG Forum in the Sparkasse Braunau building in the town square further established as a communication platform
- › Further intensification of communication via social media
- › Offering of works tours as well as target group specific guided tours (schools, universities, teaching staff)
- › Promotion of voluntary work by AMAG employees through the AMAG Social Prize and the AMAG Summer Culture Initiative
- › “Children’s Lab” project: Following two successful projects in Neukirchen an der Enknach as well as Handenberg, up to two new Children’s Labs per year are to be supported in the area surrounding the company
- › Creation of a forest trail in the vicinity of the Ranshofen site relating to the topic of biodiversity

S REGIONAL VALUE CREATION (GRI 3-3)

Through its business activities, AMAG Group makes a significant contribution to regional value creation in the area surrounding the company's location.

Target 2022

> Promotion of local value creation

Management approach

For AMAG Group, the most ecological and fair procurement possible of raw materials and supplies forms an essential part of sustainable corporate management.

The purchasing department is responsible for the centralised purchasing of tangible assets, services, and supplies for all AMAG companies at the Ranshofen site. In addition to competitive prices, quality, reliability and flexibility, ecological and social aspects are taken into consideration in purchasing decisions. A set of binding [purchasing guidelines](#) for supplies, overhead materials, capital goods, services and energy defines the central purchasing principles and procedures. These stipulate that all suppliers must comply with the compliance rules for suppliers. Furthermore, suppliers are required to comply with the legal and internal regulations on environmental protection and occupational health and safety. With the help of an SAP assessment based on a points system, suppliers are evaluated in the criteria of logistics, quality, supply relationship and information security. A and B suppliers (according to purchase volume) as well as defined C suppliers (of production-related materials) are to be assessed at least annually and notified in writing if they fall below the minimum number of points.

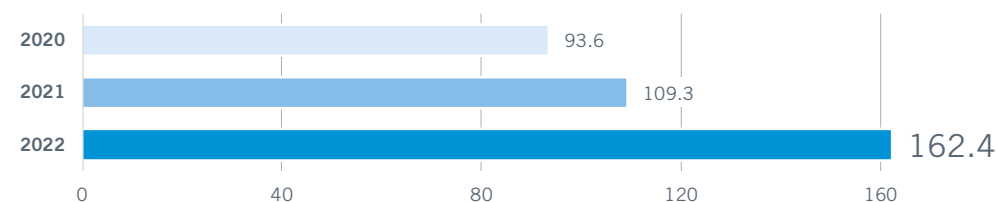
Central measures

AMAG attaches importance to regional value creation in the purchasing process, among other things due to the strengthening of the business location and the availability of goods and services, and has included this, alongside other categories, in its purchasing guidelines. In the 2022 reporting year, numerous contracts were awarded to [regional suppliers](#) (for example, workwear, electrical systems, hall lighting, transport logistics, etc.). More than two thirds of the suppliers of property, plant and equipment, services as well as auxiliary materials and supplies come from Austria.

The [bridge](#) for cyclists and pedestrians [over the B156](#) is an important project in terms of both regional added value and occupational safety. The crossing safely links the industrial site to the supra-regional cycle path network and also enables public transport users to safely cross the busy B156 which carries around 10,000 vehicles per day. For drivers of motor vehicles, the sources of danger are also significantly minimised by the new crossing. This makes a significant contribution to road safety not only for AMAG employees, but also for the entire region. Close cooperation with local and regional companies was maintained both in the planning and in the finishing stages.

Results (GRI 3-3)

Expenditures for local suppliers in Ranshofen in EUR million



In the 2022 reporting year, major orders worth EUR 162.4 million were placed in [Upper Austria](#) (2021: 109.3 million), of which EUR 84.3 million was placed in the [Innviertel region](#) (2021: EUR 64.7 million). Thanks to the high proportion of orders awarded locally and the prominent presence of suppliers' personnel at the site (accommodation, gastronomy, commerce), companies within the region and the federal state of Upper Austria benefit from the growth path of AMAG. (GRI 204-1)

Further targets and next steps

Target:

> Promotion of local value creation

Next steps:

> Further anchoring in decision-making

INFORMATION ABOUT ENVIRONMENTALLY SUSTAINABLE ACTIVITIES ACCORDING TO THE EU TAXONOMY REGULATION

The EU Taxonomy is to play a key role in reorienting capital flows towards sustainable investment and represents an important step towards mitigating climate change.

The motivation of the EU Taxonomy Regulation (EU) 2020/852 is to channel investments into sustainable activities in order to achieve the EU's energy and climate targets. The basis for this is defined as sustainable economic activities that make a significant contribution to achieving environmental goals. These definitions can be found in the EU Taxonomy Regulation (EU) 2020/852 and its associated Delegated Regulations (EU) 2021/2139, (EU) 2021/2178 and (EU) 2022/1214.

According to Regulation (EU) 2020/852, an economic activity is to be considered sustainable if it

- › makes a substantial contribution to the achievement of one or more environmental goals,
- › does not result in a significant adverse effect on one or more environmental objectives,
- › is exercised in compliance with minimum protection and meets the technical evaluation criteria.

Production of aluminium by the primary aluminium process from bauxite or of secondary aluminium from scrap aluminium is classified under NACE Code 24.42 according to the classification of economic activities. The economic activities in this category are defined as transitional activities in accordance with Article 10 (2) of Regulation (EU) 2020/852.

Due to production from secondary aluminium, AMAG's activities at the Ranshofen site meet the requirements of Delegated Regulation (EU) 2021/2139 Chapter 3.8, and thereby make a significant contribution to climate protection (Environmental Goal 1). The Alouette smelter in Canada also makes a significant contribution to climate protection through the production of primary aluminium by complying with the following criteria:

- › The average carbon intensity of indirect greenhouse gas emissions does not exceed 100 g CO₂-eq/kWh
- › Electricity consumption for the manufacturing process does not exceed 15.5 MWh/t Al

In the course of a Do No Significant Harm (DNSH) study and analysis, including robust climate analysis, Environmental Goals 2 to 6 (climate change adaptation; sustainable use and protection of water and marine resources; transition to a circular economy; pollution prevention, control and

protection; restoration of biodiversity and ecosystems) were considered in detail in terms of compliance with the defined criteria.

The analysis for compliance with the minimum protection mainly covers the areas of human and labour rights, corruption prevention, taxation and fair competition. The company's due diligence processes implemented for these areas must comply with the requirements of the UN Guiding Principles on Business and Human Rights, the OECD Guidelines for Multinational Enterprises and ILO Fundamental Principles. AMAG Group fully covers the requirements for compliance with the minimum protection.

Pursuant to the EU Taxonomy Regulation (EU) 2020/852, AMAG Group is required to disclose three key performance indicators – turnover (revenue), capital expenditure (CAPEX) and operating expenditure (OPEX) – in connection with the economic activities within AMAG Group that are eligible for EU Taxonomy.

TURNOVER: Total revenue refers to the consolidated revenue presented in the IFRS consolidated financial statements at December 31, 2022. For the breakdown of revenue, please refer to the notes to the consolidated financial statements, section *I Notes to the consolidated income statement*. The taxonomy-eligible revenues relate exclusively to the sale of aluminium (primary aluminium, rolled aluminium products, aluminium casting alloys). Revenues from rolled products resulting from the further processing of externally purchased rolling slabs as well as the sale of structural components are not to be subsumed under the heading of production of secondary aluminium. The calculation of revenue contributions from externally purchased rolling slabs is based on the ratio of rolling slabs used in the rolling mill. Revenues from the sale of structural components are generated in AMAG components and are fully eliminated from the numerator.

CAPEX: The total CAPEX includes the additions to property, plant and equipment and intangible assets shown in the consolidated statement of changes in non-current assets in 2022, as well as the additions to assets under construction and rights of use in accordance with IFRS 16 of EUR 85,054 thousand less advance payments of EUR 12,897 thousand.

A development of the additions can be found in the notes to the consolidated financial statements under *H Notes to the consolidated balance sheet*. Analogous to the sales revenues, the additions of AMAG components and the proportional additions related to externally purchased rolling slabs were not taken into account. The remaining additions were allocated to the numerator if they were attributable to the aluminium production activity. No additions were identified as part of a CAPEX plan. There are no CAPEX for other activities.

OPEX: Total OPEX in accordance with the EU taxonomy relates to expenses for building renovations, maintenance and repairs, research and development, leasing, and training/retraining measures, plus directly attributable personnel costs. Analogous to the sales revenues, the OPEX of AMAG components and the proportional additions related to externally purchased rolling slabs are not taken into account. The remaining OPEX were allocated to the numerator if they could be allocated to the aluminium production activity. All OPEX classified as taxonomy-eligible are included in EBIT.

For the development of the key figures described above, please refer to the *Business Development section* here in the Management Report.

A double allocation to economic activities is avoided, each activity is considered individually.

Future developments in legislation may change the scope of activities eligible for the taxonomy.

Conformity in the production of primary aluminium is subject to strict regulations (staggered for 2022 up to and including 2025 or from 2026). This may lead to a classification as a non-taxonomy compliant activity.

EU TAXONOMY-RELEVANT REVENUES IN EUR THOUSAND		Climate target		DNSH criteria ("Do No Significant Harm")							Category ("Transitional activities")
				Climate protection	Adaptation to climate change	Water and marine resources	Circular economy	Environmental pollution	Biological diversity and ecosystems	Climate protection	
ECONOMIC ACTIVITY	Code	Absolute revenues EUR	Revenue share %	%	Y/N	Y/N	Y/N	Y/N	Y/N	Y/N	T*
A. TAXONOMY-ELIGIBLE ACTIVITY											
A.1. Environmentally sustainable activity (taxonomy-aligned)											
Production of aluminium using primary aluminium processes	24.42	369,573	21%	100%	Y	Y		Y	Y	Y	T
Production of secondary aluminium from scrap aluminium	24.42	1,116,092	65%	100%	Y	Y		Y	Y	Y	T
REVENUES FROM ENVIRONMENTALLY SUSTAINABLE ACTIVITIES (TAXONOMY-ALIGNED) (A.1)		1,485,665	86%								
A.2. Taxonomy-eligible but not environmentally sustainable activities (non-taxonomy-aligned activities)											
Production of secondary aluminium from scrap aluminium	24.42	740	0%	100%	Y	Y		N	Y	Y	T
REVENUES FROM TAXONOMY-ELIGIBLE BUT NOT ENVIRONMENTALLY SUSTAINABLE ACTIVITIES (NON-TAXONOMY-ALIGNED ACTIVITIES)		740	0%								
TOTAL (A.1 + A.2)		1,486,404	86%								
B. NON-TAXONOMY-ELIGIBLE ACTIVITIES											
Revenues from non-taxonomy-eligible activities (B)		240,300	14%								
TOTAL (A + B)		1,726,705	100%								

EU TAXONOMY-RELEVANT CAPEX IN EUR THOUSAND		Climate target		DNSH criteria ("Do No Significant Harm")							Category ("Transitional activities")
				Climate protection	Adaptation to climate change	Water and marine resources	Circular economy	Environmental pollution	Biological diversity and ecosystems	Climate protection	
ECONOMIC ACTIVITY	Code	Absolute CAPEX EUR	CAPEX share %	%	Y/N	Y/N	Y/N	Y/N	Y/N	Y/N	T*
A. TAXONOMY-ELIGIBLE ACTIVITY											
A.1. Ecologically sustainable activity (taxonomy-compliant)											
Production of aluminium using primary aluminium processes	24.42	24,908	35%		Y	Y		Y	Y	Y	T
Production of secondary aluminium from scrap aluminium	24.42	35,970	50%		Y	Y		Y	Y	Y	T
CAPEX OF ENVIRONMENTALLY SUSTAINABLE ACTIVITIES (TAXONOMY-ALIGNED) (A.1)		60,878	84%								
A.2. Taxonomy-eligible but not environmentally sustainable activities (non-taxonomy-aligned activities)											
Production of secondary aluminium from scrap aluminium	24.42	23	0%		Y	Y		N	Y	Y	T
CAPEX OF TAXONOMY-ELIGIBLE BUT NOT ENVIRONMENTALLY SUSTAINABLE ACTIVITIES (NON-TAXONOMY-ALIGNED ACTIVITIES)		23	0%								
TOTAL (A.1 + A.2)		60,901	84%								
B. NON-TAXONOMY-ELIGIBLE ACTIVITIES											
CAPEX of non-taxonomy-eligible activities (B)		11,255	16%								
TOTAL (A + B)		72,156	100%								

In accordance with the EU Taxonomy Regulation (EU) 2020/852, only EUR 28,248 thousand of the additions to the item "Advance payments and assets under construction" in the amount of EUR 41,145 thousand may be included in the total CAPEX (A+B).

EU TAXONOMY-RELEVANT OPEX IN EUR THOUSAND		Climate target		DNSH criteria ("Do No Significant Harm")							Category ("Transitional activities") T*
				Climate protection	Adaptation to climate change	Water and marine resources	Circular economy	Environmental pollution	Biological diversity and ecosystems	Climate protection	
ECONOMIC ACTIVITY	Code	Absolute OPEX EUR	OPEX share %	%	Y/N	Y/N	Y/N	Y/N	Y/N	Y/N	T*
A. TAXONOMY-ELIGIBLE ACTIVITY											
A.1. Ecologically sustainable activity (taxonomy-compliant)											
Production of aluminium using primary aluminium processes	24.42	17,868	16%		Y	Y		Y	Y	Y	T
Production of secondary aluminium from scrap aluminium	24.42	76,170	70%		Y	Y		Y	Y	Y	T
OPEX OF ENVIRONMENTALLY SUSTAINABLE ACTIVITIES (TAXONOMY-ALIGNED) (A.1)		94,037	87%								
A.2. Taxonomy-eligible but not environmentally sustainable activities (non-taxonomy-aligned activities)											
Production of secondary aluminium from scrap aluminium	24.42	51	0%		Y	Y		N	Y	Y	T
OPEX OF TAXONOMY-ELIGIBLE BUT NOT ENVIRONMENTALLY SUSTAINABLE ACTIVITIES (NON-TAXONOMY-ALIGNED ACTIVITIES)		51	0%								
TOTAL (A.1 + A.2)		94,088	87%								
B. NON-TAXONOMY-ELIGIBLE ACTIVITIES											
OPEX of non-taxonomy-eligible activities (B)		14,337	13%								
TOTAL (A + B)		108,425	100%								

* T = "Transitional" or transitional activity as defined in Article 10 (2) of Regulation (EU) 2020/852

ECONOMIC TRENDS

The start of 2022 was marked by strong growth in economic activity despite high levels of new COVID-19 infections and supply chain constraints. With the start of the Ukraine war in February 2022, however, uncertainties regarding the economic growth outlook and energy supplies rose significantly. The considerable economic expansion in the first half of 2022 was increasingly impacted by these developments, as well as by high inflation and associated increases in interest rates.¹⁴

Economic indicators and confidence indices clearly show that sentiment was thoroughly positive in the first half of 2022 despite the many uncertainties and volatile events.¹⁵ For example, it was not until the second half of 2022 that the Purchasing Managers' Index for the manufacturing sector marked a tangible deterioration.¹⁶

In essence, this trend was also reflected in AMAG's order book position. The first half of 2022 was characterised by a positive new order intake trend in numerous sales markets, while the market slow-down in certain customer industries became increasingly evident during the course of the second half of 2022.

Overall, the International Monetary Fund (IMF) expects global growth of 3.4 % in 2022, mainly due to the aforementioned uncertainties and challenges, following an economic growth rate of 6.2 % in the previous year.¹⁷

As far as country-specific GDP forecasts for 2022 are concerned, economic growth of 2.0 % was expected for the USA (previous year: +5.9 %). For the Eurozone, the IMF forecast an increase of 3.5 %, following +5.3 % in the previous year. At +1.9 %, GDP growth in Germany was expected to be significantly lower (previous year: +2.6 %). Growth was estimated to be markedly higher in Italy (+3.9 %), France (+2.6 %) and Spain (+5.2 %).

Austrian economic growth in 2022 was also increasingly impacted by high energy prices, strong price dynamics and uncertainties about future economic developments, especially from the second half of

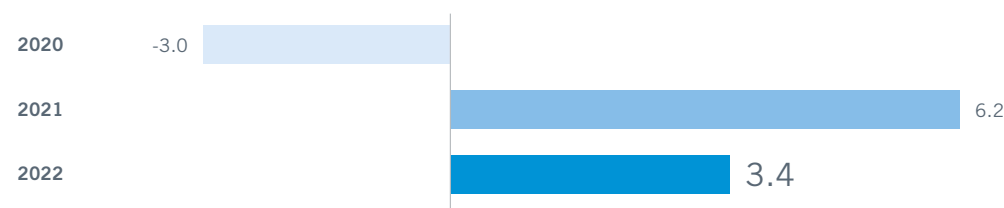
2022. In its December 2022 forecast, the Austrian Institute of Economic Research expected real GDP growth of 4.7 % for 2022 as a whole (previous year: +4.6%).¹⁸

According to IMF estimates, the economy in the group of emerging and developing countries reported the highest economic growth in 2022, with an average increase of 3.9 % (previous year: +6.7 %).¹⁹ Economic growth in China was impacted by the real estate crisis and restrictive COVID-19 policies, among other factors. At +3.0 %, growth in 2022 was forecast to be significantly lower than in the previous year (+8.4 %).

Real economic growth in 2022 in a country comparison in %



Real global economic growth in %



¹⁴ IMF, World Economic Outlook, January 2023

¹⁵ IMF, World Economic Outlook, January 2023

¹⁶ Bloomberg

¹⁷ IMF, World Economic Outlook, January 2023

¹⁸ WIFO, Economic Outlook 4/2022, December 2022

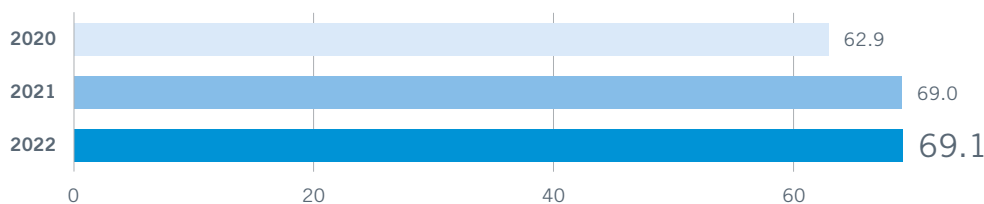
¹⁹ IMF, World Economic Outlook, January 2023

DEMAND FOR ALUMINIUM PRODUCTS

The global demand trend for primary aluminium and aluminium rolled products is of central importance to AMAG Group, primarily due to the globally active Metal and Rolling divisions. Overall, the past financial year recorded a positive trend again, although the increasing downturn in market sentiment over the course of the second half of 2022 was also reflected in more subdued demand for aluminium products in certain industries. Thanks to its positive properties (weight, stability, formability, etc.), aluminium will continue to be an essential application material in a wide variety of areas.

For primary aluminium, the CRU (Commodity Research Unit) in its forecast expected a slight increase of 0.2 % compared with 2021, with demand anticipated to increase from 69.0 million tonnes in the previous year to 69.1 million tonnes in the year under review.²⁰

Global demand for primary aluminium in millions of tonnes



According to the CRU, demand for aluminium rolled products performed much better.²¹ Following global demand of 30.1 million tonnes in the previous year, the institute forecast growth of 2.9 % to 31.0 million tonnes for the full 2022 year.

With a view to sector-specific developments, demand was expected to increase everywhere in the current reporting year, with the exception of the construction industry. The transportation, machinery, packaging and construction industries, in particular, rely on aluminium rolled products. According to CRU estimates, the transport industry recorded a rate of expansion of 7.3 % to 4.8 million tonnes. For the large-volume packaging industry, an increase of 3.2 % was expected, corresponding to total

²⁰ CRU, Aluminium Market Outlook, October 2022

²¹ CRU, Aluminium Rolled Products Market Outlook, November 2022

demand of 16.6 million tonnes. In the mechanical engineering sector, the CRU forecast growth of 1.4 % to 2.2 million tonnes. According to estimates by the market research institute, the construction industry failed to achieve any growth in the year under review. Total demand in 2022 was estimated at 3.8 million tonnes, representing a change of -1.7 %. Demand in other application areas improved by 2.3 % to 3.5 million tonnes, according to CRU forecasts.

Global demand for aluminium rolled products in millions of tonnes



In AMAG Group's Casting Division, the cast alloys business features as a regional business with a focus on Western and Central Europe. The automotive sector (including the supply industry) ranks as this division's largest customer, accounting for around 60 % of shipments. As a consequence, the relevant economic environment is primarily shaped by European automotive industry trends.

The automotive industry faced many challenges in the past financial year. Impaired supply chains, due among other things to regional lockdowns in China, and the effects of the war in Ukraine were the main reasons for this. Nevertheless, the passenger car market in Germany was still able to improve significantly, especially towards the end of the year. According to the latest figures from the German Association of the Automotive Industry (VDA)²², a 13% increase in passenger car production in Germany was seen with a volume of around 3.5 million units in 2022. Despite the significant increase in recent months, production was thus still more than 25% below the pre-Covid level from 2019. Worldwide, the production volume of "light vehicles" remained virtually unchanged from the previous year (71.3 million units) at 71.2 million passenger cars.

²² VDA, press release "VDA President Hildegard Müller: Location and competition policy supports climate policy", January 2023

PRICE TRENDS OF ALUMINIUM AND RAW MATERIALS

The Metal Division's earnings reflect LME (London Metal Exchange) aluminium price trends. With regard to the Casting and Rolling divisions, the risk from aluminium price fluctuations is almost completely hedged. In these two divisions, fluctuations in the aluminium price are reflected in both revenue and the cost of materials, with a largely neutral effect on profit and loss.

The aluminium price (3-month LME) proved to be very volatile over the full course of 2022 and traded in a range between 2,103 USD/t (September 28, 2022) and 3,968 USD/t (March 7, 2022). In particular, high demand for aluminium, the sharp rise in energy costs and energy price-related smelter closures led to a significant increase in aluminium prices in the first half of 2022. On average, the price level in the first six months of 2022 amounted to 3,088 USD/t (H1/2021: 2,256 USD/t). The second half of 2022 reflected the deterioration in the general economic environment and the related more subdued demand for aluminium products. The average price level decreased to 2,351 USD/t (H2/2021: 2,711 USD/t). The average price of aluminium for the year as a whole was 9.0 % higher at 2,713 USD/t (previous year: 2,488 USD/t). As of December 30, 2022, the aluminium price was trading at a price of 2,392 USD/t (December 31, 2021: 2,810 USD/t).²³

Aluminium price (3-month LME) in USD/t

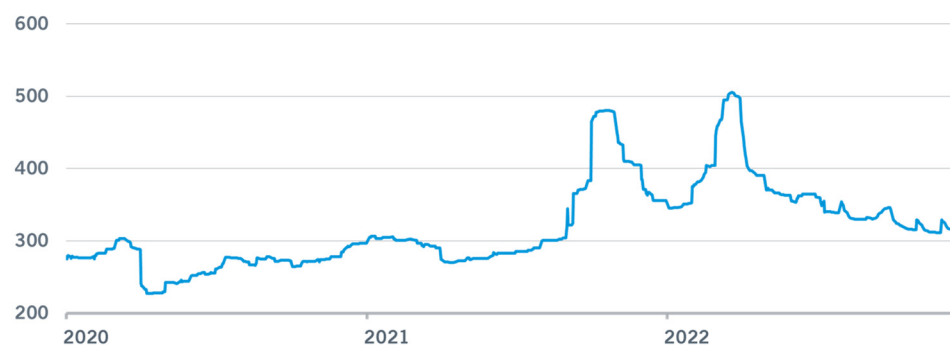


²³ London Metal Exchange

The premiums that are added to aluminium prices are determined especially by the location of delivery, supply and demand, as well as trade restrictions. Overall, premiums benefited from high demand in the first half of 2022 and the effects of the US import duties, which were further boosted by the higher aluminium prices. A downward trend in premiums was evident during the course of the second half of 2022. In general, high transport and logistics costs also had the effect of increasing premiums. In the European region, premiums also increased noticeably in the first half of 2022, although they decreased again significantly over the course of the second half of 2022.

At 12.8 % the price level of alumina, a raw material required for primary aluminium production, was very low in relation to the aluminium price (3-month LME) in the first half of 2022. The second half of 2022 recorded a tangibly higher relative price level of 14.0 %, especially due to the lower aluminium price. The annual average of 362 USD/t, or 13.3 % in relation to the aluminium price, was at an attractive level.²⁴ Significant price increases were already recorded for the other raw materials required for the smelting process, especially from the second quarter of 2022, particularly for petroleum coke and pitch. Aluminium scrap is the most important raw material for the Ranshofen site. Here too, following primary metal premiums, prices rose year-on-year, in some cases significantly.

Alumina price in USD/t



²⁴ Bloomberg

CURRENCY MARKET TRENDS

Especially trends in the US dollar (USD) and Canadian dollar (CAD) can affect AMAG Group's business performance.

The Metal Division includes the 20 % interest in the Alouette smelter in Sept-Îles (Canada). The US dollar is the main currency for the primary aluminium business. The aluminium price, for example, is quoted in USD on the London Metal Exchange. In addition to the proceeds from the sale of primary aluminium, essential raw materials and the majority of the electricity required for production are also priced in USD. Furthermore, costs in CAD are incurred at the location in Canada. A weakening of the Canadian dollar against the US dollar improves the cost structure and strengthens the position in international competition.

As part of consolidation, the results and balance sheet of the Alouette investment are converted from USD to EUR. Changes in the EUR/USD exchange rate can give rise to significant translation effects.

EUR/USD exchange rate



²⁵ European Central Bank

In the Casting Division, currencies play a subordinate role due to the focus on Western and Central Europe.

Fluctuations in foreign exchange rates may have a bearing on competitiveness in the Rolling Division.

On average, the euro was significantly weaker against the US dollar (USD) in the 2022 financial year. The average exchange rate for the year amounted to 1.05 in the reporting period, compared with 1.18 in the previous year. At the end of the year, EUR/USD was trading at 1.07, compared with 1.13 at the end of 2021.²⁵

The USD weakened considerably on average against the CAD. The USD/CAD exchange rate in 2022 averaged 1.30, compared with 1.25 in the previous year. The USD/CAD exchange rate at the year-end stood at 1.35 (December 31, 2021: 1.27).²⁶

USD/CAD exchange rate



²⁶ European Central Bank

REVENUE AND EARNINGS TRENDS

SHIPMENTS AND REVENUE

Demand for aluminium recorded a very positive trend, particularly in the first half of 2022. Over the course of the second half of 2022, the increasing deterioration in the market environment also gradually impacted demand for aluminium products in certain industries. Thanks to sustained high productivity, continuous product mix optimisation and very good utilisation of existing capacities, total shipment volumes of 442,000 tonnes were roughly maintained at the previous year's level (442,300 tonnes). The Metal Division again benefited from the high number of active pots at the Alouette smelter in Canada and solid production levels. Primary aluminium shipments amounted to 125,900 tonnes, reflecting a slight year-on-year increase of 0.8 %. In the Casting Division, total shipments of recycled cast alloys grew by 3.5 % to 92,700 tonnes within a challenging market environment. In the Rolling Division, a total of 223,400 tonnes of aluminium rolled products were sold in the 2022 financial year. This corresponds to a decrease of 1.9 % compared with the previous year. The broad and flexible positioning within the Rolling Division enabled higher shipment volumes, particularly of aircraft, automotive and packaging products. AMAG components, which has been allocated to the Rolling Division since the acquisition in autumn 2020, had no significant effect on AMAG Group's 2022 business figures.

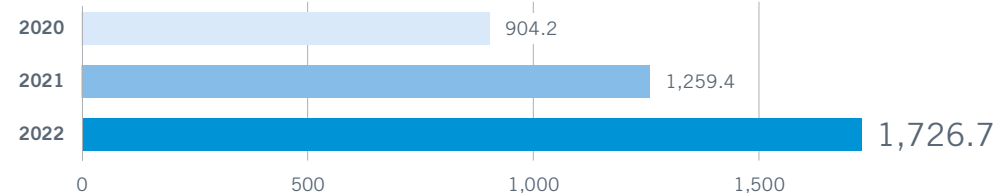
AMAG Group's external shipment volumes showed a marginal decrease of 0.4 % year-on-year and stood at 413,000 tonnes compared with 414,600 in 2021.

Shipments in thousands of tonnes




Revenue posted considerable growth of 37.1 % to reach EUR 1,726.7 million. This was mainly due to the higher aluminium price level and successful implementation of price adjustments to reflect the increase in energy and primary material costs. Significant gains were recorded in premiums charged in addition to the aluminium price due to high demand for aluminium, particularly in the first half of 2022, and higher logistics costs. In addition, the premium in the USA rose as a consequence of import duties imposed on the higher aluminium price. Both the optimisation of the product mix and the significantly weaker EUR against the USD also had a positive effect on AMAG Group's revenue performance in the past financial year.

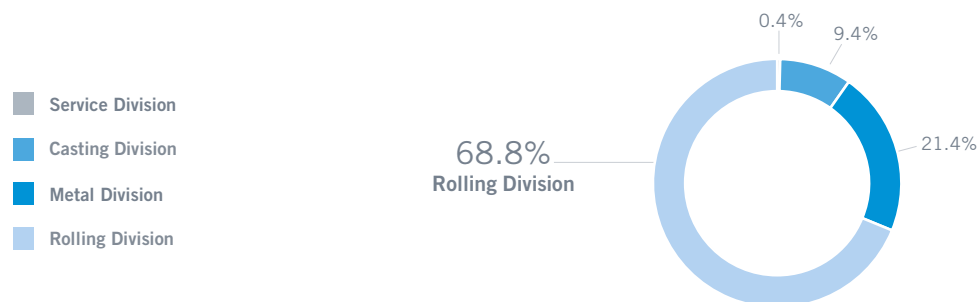
Revenue in EUR million



Group revenue by regions in %



Group revenue by division in %



RESULTS OF OPERATIONS

Above all the first half of 2022 was characterised by pleasing demand for aluminium products as well as high aluminium prices and premiums, despite the numerous uncertainties arising from the Ukraine war. However, particularly the upheavals in the European energy market and associated significant price increases also led to a sharp rise in economic uncertainties and inflation. The market environment increasingly deteriorated as a consequence, particularly over the course of the second half of 2022. AMAG Group largely offset the higher costs of primary materials and energy by adjusting prices. The predominantly positive market environment that continued into the second half of 2022 was exploited through high productivity and continuous product mix optimisation. Deliberate inventory accumulation of certain primary materials and the broad portfolio of suppliers ensured raw materials supplies at all times.

Overall, AMAG Group significantly increased its earnings before interest, taxes, depreciation and amortisation (EBITDA) in 2022 to set a new all-time high of EUR 247.1 million. Compared with the record earnings of EUR 186.2 million in 2021, this represents strong growth of 32.7 %.

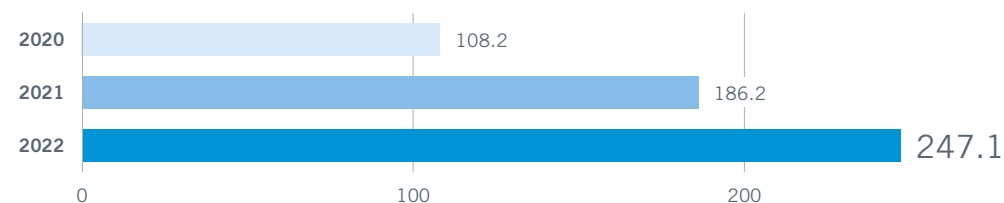
The Metal Division again made a very positive contribution to AMAG Group's earnings. The continued high number of active pots enabled solid production levels, thereby successfully taking advantage of the high aluminium price and premium levels which were particularly evident in the first half of 2022. Low alumina costs in relation to the aluminium price also exerted a positive effect. In total, the Metal Division increased its triple-digit EBITDA from EUR 103.9 million in the previous year to EUR 108.8 million in the year under review.

The Casting Division achieved the highest EBITDA in the company's history within a challenging environment in the automotive industry. Shipment volumes increased further. Higher primary material and energy costs were successfully offset by price adjustments. Overall, the division achieved strong EBITDA growth from EUR 10.8 million in the previous year to EUR 13.5 million in the year under review.

EBITDA in the Rolling Division also reported considerable growth. After EUR 80.2 million in the previous year, EUR 136.2 million was generated in the 2022 financial year. High demand for aluminium rolled products, especially during the first half of 2022, was successfully leveraged. Product mix optimisations, the successful implementation of price adjustments in response to higher costs, and existing energy price hedges had a positive impact.

In the Service Division, EBITDA in the 2022 financial year amounted to EUR -11.3 million, compared with EUR -8.8 million in the previous year. Higher structural costs are primarily responsible for this change.

EBITDA in EUR million



Change in EBITDA compared with 2021 in EUR million



In the income statement prepared using the cost of sales method, the cost of sales rose year-on-year mainly due to the higher average price of aluminium and the significant increases in energy and raw material costs. Overall, the comparison with the previous year (EUR 1,028.4 million) shows an increase of 38.8 % to EUR 1,427.1 million.

Other income includes grants from research and development, costs passed on for maintenance and infrastructure services, and income from currency translation. Overall, other income increased by 111.5 % to EUR 18.2 million compared with the previous year (EUR 8.6 million).

Selling and distribution expenses rose by 26.8 % compared with the previous year (EUR 68.6 million) to EUR 86.9 million, mainly reflecting the increase in logistics expenses.

Administrative expenses of EUR 42.2 million posted a slight increase (previous year: EUR 39.3 million).

Research and development activities were further increased in the past financial year. Compared with the previous year, expenses rose from EUR 16.7 million to EUR 19.2 million in the year under review.

In the 2022 financial year, equity accounted investments amounted to EUR 0.2 million (previous year: EUR 0.1 million).

Depreciation and amortisation of EUR 87.5 million was recorded, slightly higher than in the previous year (EUR 84.4 million), whereby the increase particularly reflects translation effects in the Metal Division due to the significantly weaker EUR against the USD.

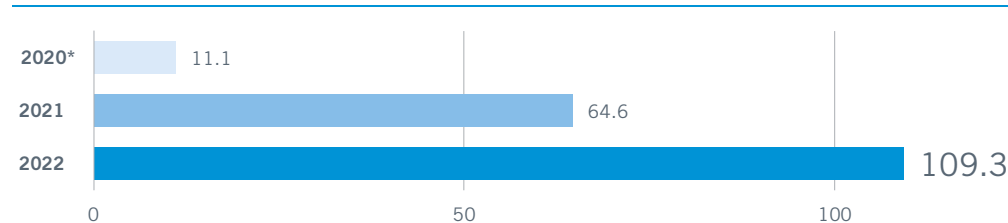
Operating profit (EBIT) increased significantly by 56.9 % to EUR 159.7 million, from EUR 101.8 million in the previous year.

The net financial result decreased from EUR -8.8 million in the previous year to EUR -10.8 million in the year under review, mainly due to higher interest expenses.

In line with the significant growth in earnings before taxes (EBT), the current tax expense also increased to EUR 34.2 million in the past financial year (previous year: EUR 28.7 million). Considering deferred tax expense of EUR 5.4 million, the total expense from income taxes in 2022 amounts to EUR 39.6 million (previous year: EUR 28.4 million).

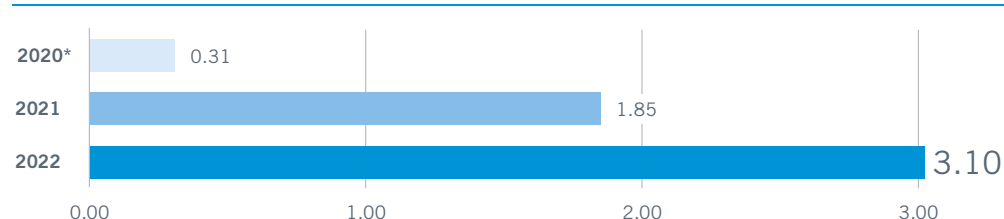
Net income after taxes also reported considerable year-on-year growth. After EUR 64.6 million in the previous year, EUR 109.3 million was generated in the year under review.

Net income after taxes in EUR million



Taking into account a year-on-year unchanged number of AMAG shares, earnings per share posted strong growth from EUR 1.85 in the previous year to EUR 3.10 in the 2022 financial year.

Earnings per share in EUR



* A correction in accordance with IAS 8.41 led to an adjustment of the previous year's figures.

CONSOLIDATED STATEMENT OF INCOME, CONDENSED IN EUR MILLION	2022	2021	Change in %
Revenue	1,726.7	1,259.4	37.1
Cost of sales	-1,427.1	-1,028.4	-38.8
Gross profit	299.6	231.0	29.7
Other income	18.2	8.6	111.5
Selling and distribution expenses	-86.9	-68.6	-26.8
Administrative expenses	-42.2	-39.3	-7.3
Research and development expenses	-19.2	-16.7	-14.9
Other expenses	-10.0	-13.3	25.0
Share of profit of associates	0.2	0.1	30.6
Earnings before interests and taxes (EBIT)	159.7	101.8	56.9
EBIT margin in %	9.2	8.1	-
Net financial income (expenses)	-10.8	-8.8	-23.4
Earnings before taxes (EBT)	148.9	93.0	60.0
EBT margin in %	8.6	7.4	-
Income taxes	-39.6	-28.4	-39.3
Net income after taxes	109.3	64.6	69.1
thereof net income after taxes non-controlling interests	0.0	-0.7	100.0

DIVIDEND

The Management Board will propose a dividend of EUR 1.50 per share to the Shareholders' Annual General Meeting to be held on April 13, 2023.

STRUCTURE OF ASSETS AND CAPITAL

CONSOLIDATED BALANCE SHEET

AMAG Group's total assets as of December 31, 2022 amounted to EUR 1,792.9 million, thereby significantly exceeding the previous year's figure (December 31, 2021: EUR 1,593.8 million).

Non-current assets decreased from EUR 796.3 million at the end of 2021 to EUR 769.8 million as of December 31, 2022. Derivative valuation effects in particular were responsible for this. Current assets posted a significant increase from EUR 797.4 million to EUR 1,023.1 million. This reflects in particular the higher cash and cash equivalents and the rise in inventories (mainly due to the build-up of security stocks and the purchase of natural gas for storage).

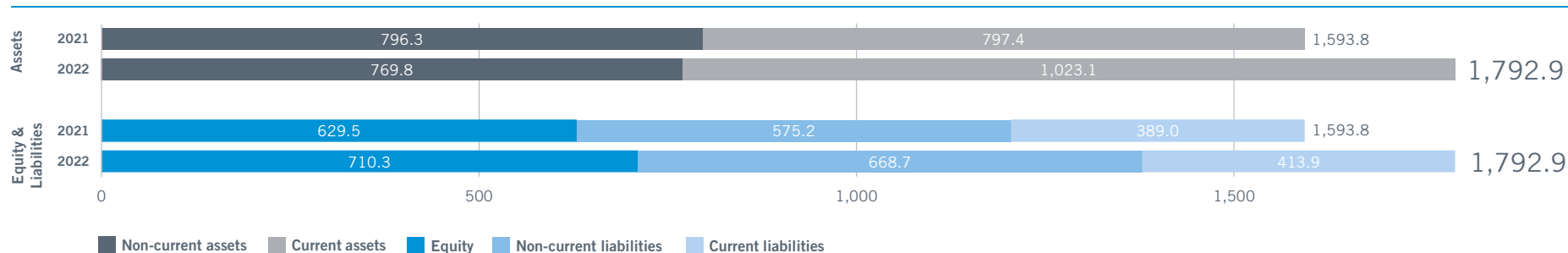
AMAG Group's equity rose to EUR 710.3 million as of December 31, 2022 (December 31, 2021: EUR 629.5 million). The significant increase in net income after taxes had a strong positive effect. Also included are equity-increasing effects from currency translations and valuation from defined benefit plans. Valuation effects from the hedging reserve and the dividend payment of EUR 52.9 million had the effect of reducing equity.

Non-current liabilities increased to EUR 668.7 million (December 31, 2021: EUR 575.2 million), mainly as a result of new loans and lines of credit taken out. Current liabilities of EUR 413.9 million as of the 2022 year-end showed a slight change compared with the previous year (December 31, 2021: EUR 389.0 million).

ASSETS IN EUR MILLION	2022	2021
Intangible assets, property, plant and equipment	735.8	734.0
Equity accounted investments	1.5	1.5
Other non-current assets and deferred taxes	32.5	60.8
Non-current assets	769.8	796.3
Inventories	486.9	396.6
Trade receivables	166.8	153.7
Current tax assets	1.9	0.0
Other current assets	79.5	73.3
Contract assets	2.4	2.3
Cash and cash equivalents	285.7	171.4
Current assets	1,023.1	797.4
ASSETS	1,792.9	1,593.8

EQUITY AND LIABILITIES IN EUR MILLION	2022	2021
Share capital	35.3	35.3
Capital reserves	377.7	377.7
Retained earnings	297.4	216.5
Equity	710.3	629.5
Non-current provisions	74.7	105.4
Interest-bearing non-current financial liabilities	515.8	396.0
Other non-current liabilities and grants	73.3	73.8
Deferred tax liabilities	4.8	0.0
Non-current liabilities	668.7	575.2
Current provisions	36.1	20.6
Interest-bearing current financial liabilities	163.3	121.6
Trade payables	112.3	107.9
Current tax liabilities	0.1	20.9
Other current liabilities and grants	102.2	118.0
Current liabilities	413.9	389.0
EQUITY AND LIABILITIES	1,792.9	1,593.8

Balance sheet structure in EUR million



EQUITY RATIO

The equity ratio expresses the relationship between equity and the sum of equity and liabilities. This ratio stood at 39.6 % as of the end of 2022, and thereby above the level as of the previous year's reporting date (December 31, 2021: 39.5 %). The main reason for this increase is the growth in net income in the 2022 financial year.

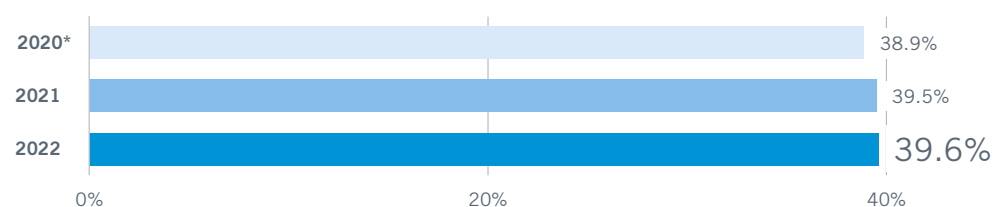
NET FINANCIAL DEBT

Net financial debt is calculated as the balance of cash and cash equivalents and financial receivables less financial liabilities and amounted to EUR 393.3 million as of December 31, 2022 (December 31, 2021: EUR 346.1 million). This was due in particular to the volume- and price-related increase in working capital.

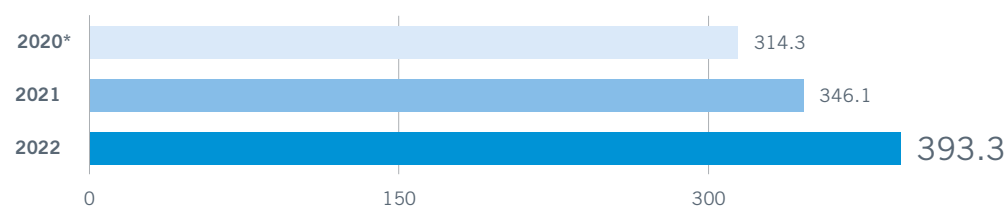
GEARING

Gearing represents the ratio between net financial debt and equity. As a result of the higher net financial debt, there was a slight change to 55.4 % as of December 31, 2022 (December 31, 2021: 55.0 %).

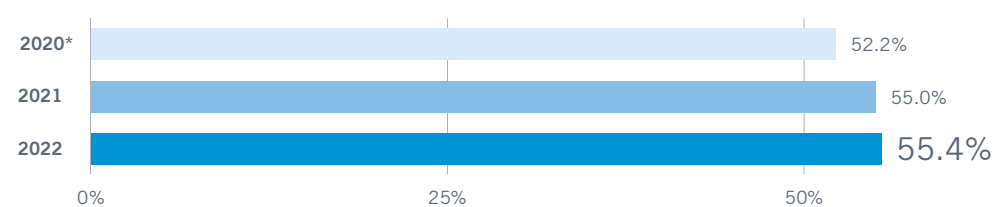
Equity ratio in %



Net financial debt in EUR million



Gearing in %



* A correction in accordance with IAS 8.41 led to an adjustment in the 2020 financial year.

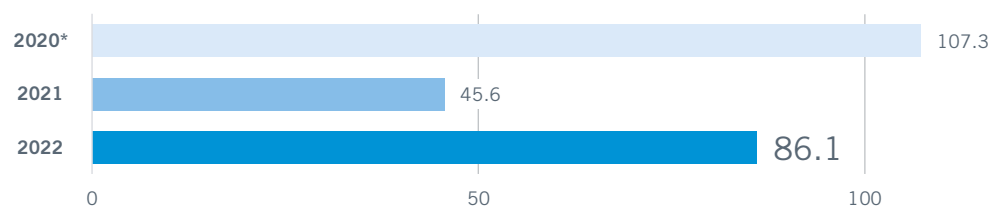
CASH FLOW STATEMENT

Overall, cash flow from operating activities increased significantly to EUR 86.1 million in the 2022 financial year, compared with EUR 45.6 million in the previous year. The record earnings in the 2022 financial year exerted a strong positive effect, while the increased price and volume level led to an increase in inventory financing.

Cash flow from investing activities amounted to EUR -74.9 million in the reporting year, compared with EUR -69.8 million in the previous year. As a consequence, free cash flow of EUR 11.1 million was generated in the 2022 financial year (previous year: EUR -24.2 million).

Cash flow from financing activities amounted to EUR 105.6 million in 2022, and comprises both loan repayments and new borrowings. The dividend payment that is also included in this figure amounts to EUR -52.9 million, compared with EUR -17.6 million in the previous year.

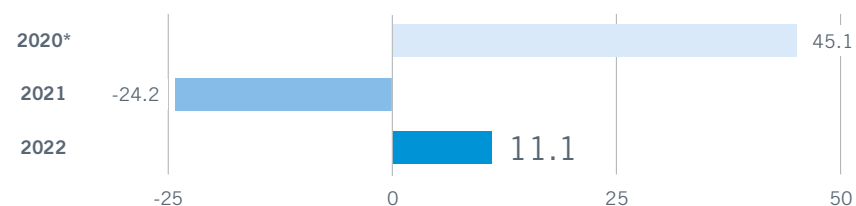
Cash flow from operating activities in EUR million



CONSOLIDATED CASH FLOW STATEMENT, CONDENSED IN EUR MILLION

	2022	2021	Change in %
Cash flow from operating activities	86.1	45.6	88.8
Cash flow from investing activities	-74.9	-69.8	-7.4
Free cash flow	11.1	-24.2	146.0
Cash flow from financing activities	105.6	-119.0	188.7

Free cash flow in EUR million



* A correction in accordance with IAS 8.41 led to an adjustment in the 2020 financial year.

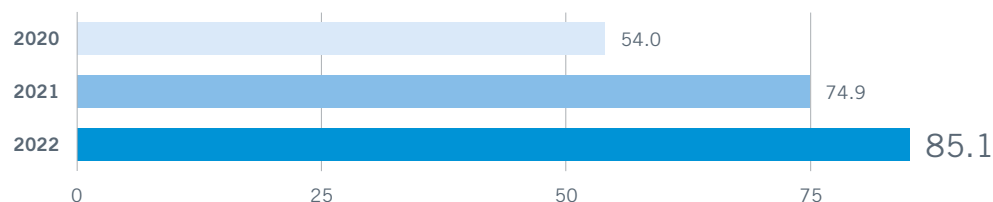
INVESTMENTS

Investments for the full 2022 year amounted to EUR 85.1 million, compared with EUR 74.9 million in the previous year. Of this amount, EUR 82.5 million was invested in property, plant and equipment and EUR 2.6 million in intangible assets. Depreciation and amortisation amounting to EUR 87.5 million reflects a somewhat lower level of investment in comparison.

The main focus of investment activity at the Canadian Alouette smelter was on the continuation of pot relining. The project to convert to liquefied gas in the anode furnace was also completed. In addition to ongoing replacement and automation/optimisation projects, the anode furnaces at the Canadian subsidiary are also being renewed currently. This will ensure that the anodes, which are essential for the production of primary aluminium, will continue to be produced in-house in the future.

A large number of investment projects were successfully realised at the headquarters in Ranshofen. Four-high cold rolling automation was completed as planned in the year under review. In addition, the construction of a new pickling line and digitalisation projects were completed on schedule. The Smart Factory for sample production and testing and the preparations for the introduction of SAP S4/HANA deserve special mention in this context. In addition to further automation projects, investments in the areas of safety and the environment were also implemented at the Ranshofen site. The company also continued to invest in research and development.

Investments/additions to non-current assets in EUR million



Investment in occupational safety: Award-winning “Cycle and Pedestrian Crossing”, constructed with wood from the AMAG forest

KEY FINANCIAL PERFORMANCE INDICATORS

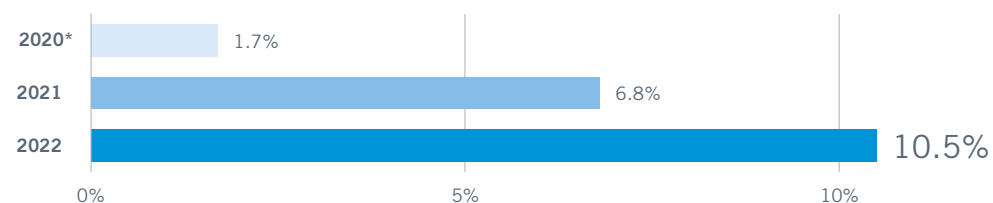
RETURN ON CAPITAL EMPLOYED

Return on capital employed (ROCE) is defined as the ratio between net operating profit after tax (NOPAT) and average capital employed, expressed as a percentage. Accordingly, this ratio measures the profitability of the business based on average capital employed during the financial year.

Average capital employed during the financial year is the sum of average equity and average net debt. Average net debt is calculated on the basis of non-current and current interest-bearing financial liabilities and provisions for social capital less cash and cash equivalents and current securities.

AMAG Group's return on capital employed registered a significant increase to 10.5 % in 2022 (previous year: 6.8 %). This positive trend was especially due to the growth in net income after taxes.

ROCE in %²⁷



* A correction in accordance with IAS 8.41 led to an adjustment in the 2020 financial year.

²⁷ In 2022, an adjustment was made in the ROCE calculation. The provision for social capital is now also taken into consideration when calculating the average capital employed. In addition, an adjustment was made in the calculation of taxes on net interest income for the calculation of NOPAT. The ROCE figures for previous years reflect these two changes.

RETURN ON EQUITY

Return on equity is the ratio between net income after taxes and average equity, expressed as a percentage. It shows the profitability in relation to average equity employed during the financial year.

As a consequence of the significant increase in net income after taxes, ROE reported a marked rise from 10.5 % in the previous year to 16.3 % in the past 2022 reporting year.

CALCULATION OF ROCE AND ROE IN EUR MILLION

	2022	2021
Net income after taxes	109.3	64.6
Net interest result	-11.5	-10.3
Taxes on interest income	3.1	3.2
NOPAT	117.7	71.8
Equity**	669.9	616.1
Non-current interest-bearing financial liabilities**	455.9	455.6
Current interest-bearing financial liabilities**	142.4	112.9
Provisions for employee benefits**	77.0	102.8
Cash and cash equivalents***	-228.6	-238.3
Capital employed**	1,116.6	1,049.1
ROCE in %	10.5	6.8
Net income after taxes	109.3	64.6
Equity**	669.9	616.1
ROE IN %	16.3	10.5

** Year-average

*** Year-average cash and cash equivalents

METAL DIVISION

ECONOMIC ENVIRONMENT

Following a 9.6 % increase in the previous year, demand for primary aluminium continued to register a very positive trend in the year under review. With global demand at 69.1 million tonnes, the CRU forecast a slight increase of 0.2 % in 2022.²⁸ China remains a major consumer of primary aluminium. The CRU estimates its share of global demand at around 60 %, similar to the previous year. In detail, the CRU expected a marginal increase in demand from 40.1 million tonnes in the previous year to 40.2 million tonnes in the year under review (+0.1 %). For the rest of the world, CRU forecast a higher increase in demand of 0.4 % to 28.9 million tonnes in 2022 (previous year: 28.8 million tonnes). For Europe, a decrease of -3.6 % to 8.9 million tonnes was forecast, mainly due to the effects of the war in Ukraine (previous year: 9.2 million tonnes). In contrast, the CRU expected an increase of 1.0 % to 6.3 million tonnes for North America (previous year: 6.2 million tonnes).

Following strong growth of 4.1 % in the previous year, global production of primary aluminium is also expected to have increased appreciably in the year under review. According to CRU estimates, production in the year under review amounted to 68.9 million tonnes, representing growth of +2.2 % from the previous year's level of 67.4 million tonnes. However, a negative trend was forecast for Europe. Due to the significant cost pressure from higher energy prices, the CRU expected a reduction in annual production of -7.9 % to 7.5 million tonnes. Based on global estimates of demand and production trends, the net market position in the past reporting year was almost in equilibrium. Inventories at LME-registered warehouses were slightly lower than a year earlier at 0.6 million tonnes, according to the CRU's estimate.

In particular, high demand for aluminium, the sharp rise in energy costs and energy price-related smelter closures have led to a significant increase in aluminium prices, especially in the first half of 2022. In the second half of 2022, the increasing economic slowdown and the related more subdued demand for aluminium products were evident. Overall, the full 2022 year recorded very volatile price trends in a range between 2,103 USD/t (September 28, 2022) and 3,968 USD/t (March 7, 2022). The average price of aluminium for the year amounted to 2,713 USD/t (previous year: 2,488 USD/t).

²⁸ CRU, Aluminium Market Outlook, October 2022

²⁹ London Metal Exchange

Aluminium was trading at a price of 2,392 USD/t as of December 30, 2022 (December 31, 2021: 2,810 USD/t).²⁹


The premiums that are added to aluminium prices are determined especially by the location of delivery, supply and demand, as well as trade restrictions. Overall, premiums benefited from high demand in the first half of 2022 although here, too, a downward trend was observable during the second half of 2022. The premium for deliveries to the USA benefited from the effects of US import duties, which increased further due to the rise in the price of aluminium, especially during the first half of 2022. In general, high transport and logistics costs also had the effect of increasing premiums. In the European region, premiums also increased tangibly in the first half of 2022, although they decreased again significantly over the course of the second half of 2022.

At 12.8 % the price level of alumina, a raw material required for primary aluminium production, was very low in relation to the aluminium price (3-month LME) in the first half of 2022. In the second half of 2022, a slightly higher relative price level of 14.0 % was recorded, which was due, in particular, to the lower aluminium price. The annual average of 362 USD/t, or 13.3 % in relation to the aluminium price, was at an attractive level.³⁰ The other raw materials required for the smelter process already showed significant price increases from the second quarter of 2022, especially for petroleum coke and pitch.

2022 FINANCIAL YEAR

Production at the Canadian Alouette smelter continued at a sustained high level. Overall, shipment volumes grew to 125,900 tonnes (previous year: 124,900 tonnes). Of these shipments, no volumes were shipped to Ranshofen on an intragroup basis.

Shipments in tonnes



³⁰ Bloomberg

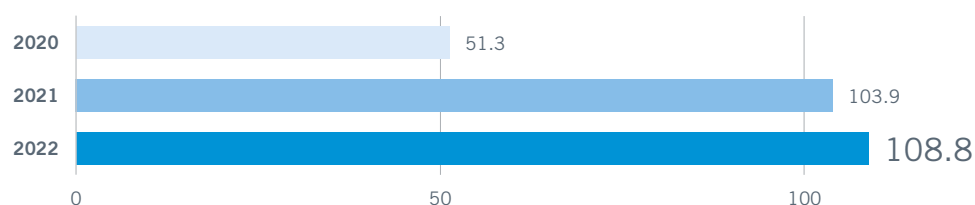
2022 EARNINGS TRENDS

The increase in shipment volumes as well as significantly higher aluminium prices and premiums led to a considerable increase in revenue from EUR 941.1 million in the previous year to EUR 1,422.7 million in the 2022 reporting year. The significantly weaker EUR against the USD on average over the year also had a positive impact on revenue growth. Of the total revenue, EUR 1,053.1 million was attributable to intragroup revenue. This consisted mainly of deliveries of primary materials – including primary aluminium, scrap and rolling slabs – to the casthouse and rolling mill.

EBITDA in the Metal Division recorded a very positive trend again. Compared with the previous year (EUR 103.9 million), a triple-digit result was achieved again with EBITDA amounting to EUR 108.8 million. This increase mainly reflects both volume- and price-related revenue growth. Due to the fact that the entirety of the primary aluminium from Alouette was sold into the USA, the Metal Division also benefited from the duty exemption between Canada and the USA. At the same time, average alumina prices for the year were low in relation to the aluminium price. The result from portfolio hedging in the year under review amounted to EUR -6.7 million (previous year: EUR 0.0 million), in part reflecting the steep drop in the forward curve (backwardation) during periods of aluminium price volatility.

The operating result (EBIT) of EUR 82.4 million clearly reflects the positive performance by the Metal Division (previous year: EUR 80.9 million).

EBITDA in EUR million



INVESTMENTS

In the Metal Division, investments in property, plant and equipment of EUR 25.8 million were above the previous year's level of EUR 16.0 million. The increase mainly reflects the general rise in investments, higher cost inflation and currency effects due to the weaker EUR against the USD. In addition to ongoing pot relining as well as replacement, automation and sustainability projects, the renewal of the anode furnaces is currently being implemented as a major investment project.

EMPLOYEES

The number of employees (full-time equivalents) rose from 185 employees in the previous year to an average of 197 employees.

KEY FIGURES FOR THE METAL DIVISION IN EUR MILLION

	2022	2021	Change in %
Revenue	1,422.7	941.1	51.2
thereof, internal revenue	1,053.1	655.3	60.7
EBITDA	108.8	103.9	4.7
EBITDA margin in %	7.6	11.0	-
EBIT	82.4	80.9	1.9
EBIT margin in %	5.8	8.6	-
Investments	25.8	16.0	60.7
Employees (Ø FTE)*	197	185	6.6

*The percentage share of personnel resulting from the 20% interest in the Alouette smelter amounts to around 190 employees and is included in the calculation of the number of employees.

CASTING DIVISION

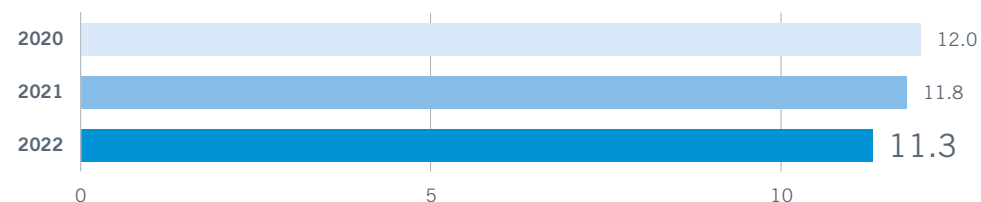
ECONOMIC ENVIRONMENT

In AMAG Group's Casting Division, the cast alloys business features as a regional business with a focus on Western and Central Europe. The automotive sector (including the supply industry) ranks as the largest customer for the Casting Division, accounting for around 60 % of shipments. As a consequence, the relevant economic environment is primarily shaped by European automotive industry trends.

The global automotive market presented a mixed picture in the past fiscal year. Overall, according to estimates by VDA³¹, total global sales of light vehicles for the year showed no significant change at 71.2 million units compared with the previous year (71.3 million units). In the European market (EU27, EFTA, UK), the main factors dampening the market environment were impaired supply chains, general uncertainty due to the war in Ukraine, significant cost inflation and the interest rate turnaround. After 11.8 million units in the previous year, sales in Europe decreased to 11.3 million light vehicles in 2022. In Germany, the most important market for the Casting Division, both production and sales developed more positively. At 3.5 million units, VDA estimates that 13% more passenger cars were produced than in the previous year. The sales volume of 2.7 million units represents an increase of 1% compared to 2021. With regard to sales developments in the USA, VDA estimates a year-on-year decline in sales of -8% to 13.7 million passenger cars. In China, on the other hand, sales volumes rose by around 9% to 23.0 million units.

³¹ VDA, press release "VDA President Hildegard Müller: Location and competition policy supports climate policy", January 2023

New passenger car registrations in Europe (EU27, EFTA, UK) in millions

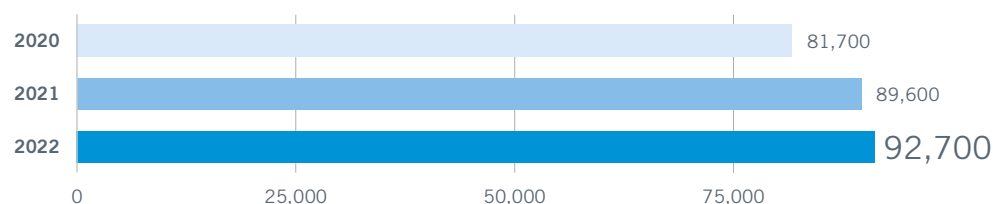


2022 FINANCIAL YEAR

Despite the numerous challenges, particularly in the European automotive market, the Casting Division grew its full-year shipments compared with the previous year. The main reasons for this were the continued stable production of recycled cast alloys and high productivity. Overall, the Casting Division increased total shipments by 3.5 % to 92,700 tonnes (previous year: 89,600 tonnes). Around 63,700 tonnes of the total shipment volume was sold to external customers in the form of ingots, sows and liquid aluminium.

The Casting Division continued to make a valuable contribution to the supply of primary materials for the Rolling Division through intragroup deliveries of around 29,000 tonnes. As a consequence, additional recycled aluminium was successfully reintroduced into the value cycle to produce high-quality aluminium rolled products. The Casting Division thereby made a significant contribution to keeping the scrap used at the Ranshofen site at a high level.

Shipments in tonnes



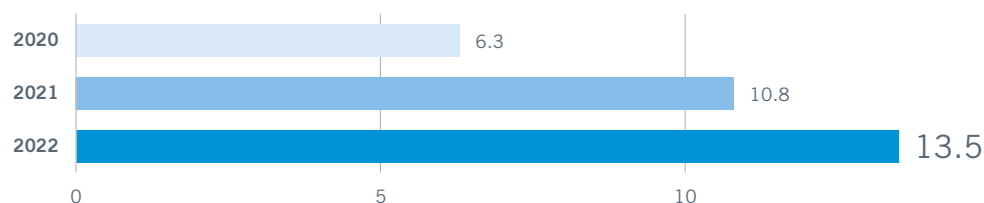
2022 EARNINGS TRENDS

Revenue increased significantly year-on-year from EUR 128.4 million to EUR 174.6 million, which is due to higher volumes and, in particular, price adjustments to reflect higher primary material and energy costs.

Following a very positive performance in the previous year, EBITDA again increased substantially to EUR 13.5 million in the 2022 financial year, compared with EUR 10.8 million in 2021. The implementation of the IFRS 16 standard since 2019 had a positive effect due to interdivisional EBITDA shifts from the Service Division to the Casting Division. In the 2022 financial year, this effect amounted to EUR 1.7 million (previous year: EUR 1.8 million).

The operating result (EBIT) of EUR 11.1 million also stood significantly above the previous year's level of EUR 8.6 million for the aforementioned reasons.

EBITDA in EUR million



INVESTMENTS

In 2022, investments in property, plant and equipment amounted to EUR 4.2 million, compared with EUR 2.0 million in the previous year. Shifts due to the interdivisional reclassification due to IFRS 16 amounted to EUR 3.2 million.

EMPLOYEES

The average number of employees (full-time equivalents) amounted to 119, slightly above the previous year's level (117 employees).

KEY FIGURES FOR THE CASTING DIVISION IN EUR MILLION

	2022	2021	Change in %
Revenue	174.6	128.4	36.0
thereof, internal revenue	12.0	10.2	17.8
EBITDA	13.5	10.8	24.2
EBITDA margin in %	7.7	8.4	-
EBIT	11.1	8.6	28.9
EBIT margin in %	6.4	6.7	-
Investments	4.2	2.0	104.4
Employees (Ø FTE)	119	117	2.4

ROLLING DIVISION

ECONOMIC ENVIRONMENT

According to forecasts by the CRU market research institute, following significant growth of 11.5 % in the previous year, demand for aluminium rolled products also increased appreciably by 2.9 % in the year under review.³² Total global demand was thereby expected to reach 31.0 million tonnes, up from 30.1 million tonnes in the previous year.

According to the CRU's assessment, the transportation industry posted the highest percentage growth in the year under review, rising by 7.3 % to 4.8 million tonnes. The demand trend in the large-volume packaging industry was also expected to be very positive, with growth of 3.2 % to 16.6 million tonnes. In the mechanical engineering sector, the Commodity Research Unit expects demand to have expanded by 1.4 % to 2.2 million tonnes. Demand for aluminium rolled products in other consumer goods increased by 2.3 % to 3.5 million tonnes, according to CRU estimates. For the construction sector, the CRU estimates a decrease in demand of -1.7 % to 3.8 million tonnes in 2022.

On the basis of CRU forecasts, demand for aluminium rolled products recorded differing trends in the core markets. With an increase of 6.4 % over the previous year, considerable growth was expected in North America. The forecast demand thereby amounted to 6.6 million tonnes. For Western Europe, a significantly lower increase of 3.3 % to 4.5 million tonnes was expected. In China, demand is even expected to have decreased slightly by -0.3 % to 11.4 million tonnes. For the Asian region as a whole, the CRU expected moderate growth of 1.7 % to a level of 16.6 million tonnes.

As far as international flows of aluminium rolled products are concerned, it remains the case that influences arise from customs arrangements that can also be associated with price advantages and disadvantages. The agreement reached between the USA and the EU at the end of October 2021 enabled deliveries to the USA to be exempted from an additional 10 % duty for a certain quota (quota system) from the start of 2022 (Section 232). For the Rolling Division, no significant customs-related effects on revenues generated in the US market were identified in the 2022 financial year.

The provisional introduction of the anti-dumping duty on aluminium rolled products imposed by the EU on China in April 2021 led to a positive price trend, particularly for trade products, above all on

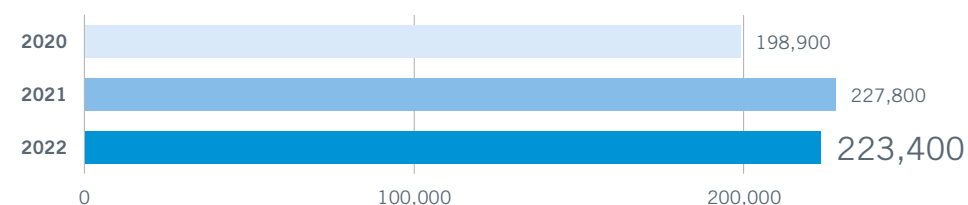
³² CRU, Aluminium Rolled Products Market Outlook, November 2022

the European market. Definitive anti-dumping duties came into force as of October 2021, but were simultaneously suspended for nine months. Due to the fact that international transportation by sea is required and high transportation costs are incurred, no significant negative effects arose for the Rolling Division, despite the temporary suspension. As expected, the anti-dumping duty has been in force again since mid-2022 and is tending to play a supportive role for this division.

2022 FINANCIAL YEAR

High demand for aluminium rolled products, which was particularly evident across all industries in the first half of 2022, also resulted in solid new order intake and shipments trends. The Rolling Division took advantage of the predominantly positive market environment and optimised its product mix. However, rising inflation and the increasing economic slowdown affected demand from certain sectors over the course of the second half of the year. Overall, shipment volumes in the aircraft, automotive and packaging industries rose further. Total shipment volumes showed a slight decline of 1.9 % to 223,400 tonnes (previous year: 227,800 tonnes).

Shipments in tonnes



The rolling slab casthouse, which was also expanded as part of the location expansion program, produced around 262,000 tonnes of rolling slabs in the 2022 financial year. Accordingly, a large share of the primary material required for rolled products was produced in-house, mainly using aluminium scrap. Global supply chains continued to face constraints in some cases. Thanks to the diversified supplier portfolio and the deliberate accumulation of safety stocks for certain materials, the supply of raw materials was always ensured.

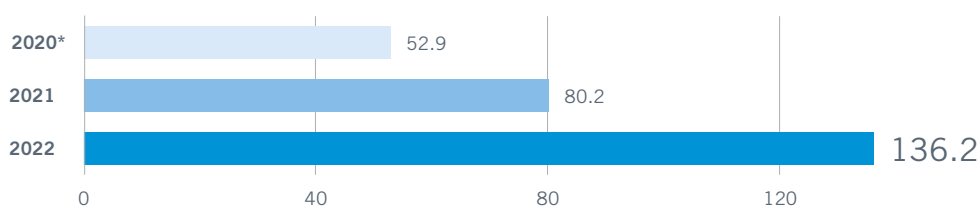
2022 EARNINGS TRENDS

Compared to the previous year, revenue increased significantly from EUR 977.4 million to EUR 1,510.5 million. This particularly reflects the higher aluminium price level, price adjustments to reflect high cost inflation, and product mix optimisations. The weaker EUR against the USD on average also had a revenue-enhancing effect.

EBITDA also increased significantly to EUR 136.2 million in the 2022 financial year, up from EUR 80.2 million in the previous year. Some significant increases in the costs of primary materials and energy were offset by price adjustments. In addition, product mix optimisation had a positive effect on EBITDA growth. Moreover, energy price hedges considerably offset the effect of higher energy costs. Nevertheless, generally higher production costs had an increasing impact on the Rolling Division's earnings trend. The implementation of the IFRS 16 standard since 2019 exerted a positive effect due to interdivisional EBITDA shifts from the Service Division to the Rolling Division. In the 2022 financial year, this effect amounted to EUR 16.4 million (previous year: EUR 15.0 million). Depreciation and amortisation decreased from EUR 54.0 million in the previous year to EUR 53.0 million in the 2022 reporting year.

Operating profit (EBIT) grew significantly due to the aforementioned influencing factors and amounted to EUR 83.1 million in the 2022 financial year (previous year: EUR 26.2 million).

EBITDA in EUR million



* A correction in accordance with IAS 8.41 led to an adjustment in the 2020 financial year.

INVESTMENTS

Investments in the Rolling Division amounted to EUR 45.0 million in the reporting year, compared with EUR 49.3 million in 2021. Investments were made primarily in the automation and modernisation of plants, in particular in the new pickling line, as well as in research and development (e.g. Smart Factory). In addition, investments were realised in the area of occupational and plant safety. As a consequence of the intersegment shift, EUR 11.2 million was reclassified, primarily for the expansion of halls and operating buildings including infrastructure.

EMPLOYEES

The average number of employees of 1,706 (full-time equivalents) was above the previous year's level (previous year: 1,667 employees).

KEY FIGURES FOR THE ROLLING DIVISION IN EUR MILLION

	2022	2021	Change in %
Revenue	1,510.5	977.4	54.5
thereof, internal revenue	322.2	128.6	150.5
EBITDA	136.2	80.2	69.8
EBITDA margin in %	9.0	8.2	-
EBIT	83.1	26.2	216.8
EBIT margin in %	5.5	2.7	-
Investments	45.0	49.3	-8.6
Employees (Ø FTE)	1,706	1,667	2.3

SERVICE DIVISION

Through providing infrastructure and services, the Service Division makes an important contribution to AMAG Group's sustainable success, profitability and continued growth. Besides managing the Group, the division's scope of responsibility also includes waste disposal, as well as measures aimed at waste prevention and recycling. Energy supply at the Ranshofen site also falls within the division's remit, and in addition the Service Division deals with requirements relating to decarbonisation. The works services function comprises site infrastructure services such as security guards and messengers.

The facility management function is responsible for around 300 ha of ground area. Of this, the industrially developed area amounts to around 100 ha. In 2022, the supplies function provided a procurement volume of 227 GWh (2020: 237 GWh) of electrical energy and approximately 508 GWh of natural gas (previous year: approximately 543 GWh).

2022 EARNINGS TRENDS

Especially due to the passing on of energy costs, revenue amounted to EUR 120.1 million in 2022 (previous year: EUR 86.3 million), and included services rendered at the Ranshofen site for the other divisions as well as for entities outside the Group. The IFRS 16 leasing regulation, which has been in application since 2019, has since led to interdivisional shifts in revenue and earnings.

The Service Division's EBITDA during the 2022 financial year amounted to EUR -11.3 million, compared with EUR -8.8 million in the previous year. This was mainly due to higher maintenance expenses and increased structural costs.

EBITDA in EUR million



INVESTMENTS

Overall, investments in the reporting year amounted to EUR 10.1 million, up on the previous year's level of EUR 7.5 million, and were made primarily in infrastructure measures to secure supplies at the Ranshofen site. With the construction of a dedicated cycle and pedestrian bridge, a significant contribution was made to enhancing occupational safety, from which all road users benefit in the long term. The optimisation of the rail network was also completed, which continues to ensure the supply of external rolling slabs to AMAG's Ranshofen site. The shifts due to the interdivisional reclassification as a consequence of the application of IFRS 16 amounted to EUR 14.4 million.

EMPLOYEES

The average number of employees of 192 (full-time equivalents) was above the previous year's level (179 employees).

KEY FIGURES FOR THE SERVICE DIVISION IN EUR MILLION

	2022	2021	Change in %
Revenue	120.1	86.3	39.2
thereof, internal revenue	113.9	79.8	42.8
EBITDA	-11.3	-8.8	-29.0
EBITDA margin in %	-9.4	-10.1	-
EBIT	-17.0	-14.0	-21.6
EBIT margin in %	-14.1	-16.2	-
Investments	10.1	7.5	34.2
Employees (Ø FTE)	192	179	7.2

Systematic risk management has been implemented as an integral component in order to identify, assess and control all significant risks and opportunities within AMAG Group. Risks are to be identified at an early stage and, where possible, proactively managed in order to limit or completely avoid their occurrence and potential negative effects. In addition to mitigating risks, the aim is to leverage business opportunities in a targeted manner. A balanced approach to opportunity and risk management is one of the Group's key success factors. Those risks arising especially from the interest in Alouette are presented in the section "Risks from the interest in Aluminerie Alouette".

This risk and opportunity report refers particularly to those strategic and operational risks and opportunities that derive from an outside-in view. This refers to risks and opportunities that affect the company from outside. In addition, sustainability issues (ESG) and associated risks and opportunities, which are assigned to the areas of employee concerns, combatting corruption and bribery, environmental concerns, social concerns, and respect for human rights, among others, are also becoming increasingly important. In the course of defining the main topics for the non-financial statement, a corresponding analysis was performed which, in addition to the outside-in view, also includes those risks and opportunities that emanate from the company and can have an impact on the corporate environment (inside-out view). The results of this analysis are presented in tabular form in the "Materiality analysis" section of the non-financial statement. The identification and assessment of climate-related risks and opportunities also forms part of risk management, although here, as with strategic risks, a longer-term observation period of between two and ten years was selected.

RISK MANAGEMENT SYSTEM

Risk management is oriented to ensuring a sustained positive trend in AMAG Group's financial position and performance, growth in the company's value, as well as the minimisation of negative influences on the environment. This system that has been implemented relies primarily on:

- › The regulation of operational processes by means of Group guidelines and instructions
 - › Active hedging of specific risks (volatility of the aluminium price and in exchange rates)
 - › The coverage of certain risks by insurance
 - › Further specific measures to avoid and manage risks
-

Strategic and operational risks are monitored in the context of an annual cycle. Moreover, guidelines and instructions, as well as the insurance concept, are subject to ongoing review and updated whenever necessary. In addition, external auditors conduct evaluations on a case-by-case basis in selected corporate areas to determine the effectiveness of the internal control system.

INTERNAL CONTROL SYSTEM

The internal control system and risk management are based on the standards as set out in the internationally established rules for internal control systems (COSO: Internal Control and Enterprise Risk Managing Frameworks of the Committee of Sponsoring Organizations of the Treadway Commission), and on ISO 31000 risk management guidelines. The objective is for the relevant managers to identify and manage risks.

MAIN FEATURES OF THE INTERNAL CONTROL AND RISK MANAGEMENT SYSTEM RELATING TO THE FINANCIAL ACCOUNTING PROCESS

As a matter of principle, the establishment of appropriate internal controlling and risk management systems in relation to the financial accounting process and financial reporting is the responsibility of the respective management. AMAG Austria Metall AG has established Groupwide mandatory standards for the management of its most important business risks, and for the financial accounting and reporting process. The standards are implemented by the management teams within the companies, and augmented where necessary.

The integrated financial accounting and reporting for the Ranshofen site is performed centrally. The consolidated financial statements are also prepared centrally, based on reporting by the subsidiaries. The fulfilment of legal requirements – the complete, correct, timely and orderly entry in the books and other records – is ensured by appropriate organisational measures. The entire process from procurement through to payment is governed by stringent regulations and guidelines within AMAG Group, which aim to ensure that all associated risks are avoided.

These measures and regulations include functional separations, regulations relating to signing authorities, joint signatory powers for payments restricted to a limited number of persons, and system-supported checks by the deployed software (e.g. SAP). The financial accounting systems are largely based on standard software, and protected against unauthorised access.

A standardised financial reporting system has been established throughout AMAG Group. The management teams as well as the Management Board are updated on all important matters, including additional company-specific information. The AMAG Austria Metall AG Supervisory Board is informed at its Supervisory Board meetings, which occur at least every quarter, about current business progress, and also annually about the Group's operative planning and medium-term strategy, with these being approved by the Supervisory Board. The Supervisory Board is also informed directly in special cases. In addition, the audit committee meetings confer about the internal controlling system, the risk management system and anticorruption measures. (GRI 2-17)

PERSONNEL RISKS

Employees form a key element in the company's success due to their expertise and commitment. In order to secure and strengthen this factor, investments in occupational safety and health promotion are a very high priority. In the area of accident prevention, a wide range of preventative measures are implemented, such as the safe design and the evaluation of workplaces, as well as ongoing training and education of employees. Special attention is also paid to the protection of personal data.

Demographic trends and the high level of employment, especially at the Group's headquarters, lead to a risk of a shortage of workforce. AMAG is increasingly responding to such challenges in relation to employee recruitment, and is meeting them with a performance-based remuneration scheme, tailored training and development programs, and the early identification and promotion of high-potential employees. Special attention is also paid to apprentice training and to the retention of employees in the company.

In relation to the COVID-19 pandemic, a separate risk mitigation task force was formed at the Ranshofen site in 2020, which was also continued in the 2022 financial year.

OPERATIONAL RISKS

Production

At various stages in the value chain, AMAG Group's operating companies are exposed not only to the risk of interruption of operations but also to risks relating to quality and occupational safety. Comprehensive procedural instructions in the areas of production, quality and occupational health and safety, as well as the high level of employee responsibility that is promoted as part of the CIP process, make a significant contribution to minimising risks.

Within the scope of AMAG Group's sphere of influence and control, risks of plant breakdown and interruption of energy supply, especially at the Ranshofen site, are also countered with systematic preventative maintenance and regular risk-based maintenance (RBM), as well as a regular evaluation of technical plant risk and setting appropriate measures. Furthermore, modernisation and replacement investments are planned on a long-term basis. Emergency plans have been prepared for important products that enable quick transitioning to a replacement manufacturing route in the case of a plant standstill. System measures also provide support for the complex production of high-tech products with the aim of ensuring fault-free manufacturing processes. Machine breakdown insurance provides additional security. The supply of technical gases at the Ranshofen site is secured by long-term contracts, supply line extension and procurement from several suppliers.

As far as the risk of insufficient energy supplies is concerned, especially the past financial year showed that, in addition to significant price volatility, uncertainties in supply security can also arise rapidly. AMAG is dependent on an adequate energy supply to maintain operations and implements price hedging strategies in the short to medium term for the Ranshofen site. In addition, a certain volume of natural gas was purchased for storage in the past financial year as a short-term risk mitigating measure.

Technological developments

In technologically advanced sectors such as aircraft, automotive engineering and sport, aluminium is exposed to competition from potential alternative materials offering comparable properties, such as carbon fibre composites, plastics, magnesium and advanced steels. Equally, some new manufacturing processes and technical upheaval in individual customer sectors might exert a disruptive effect on relevant markets. This risk potential is countered by ongoing market observation, technology scouting

and joint development work with customers, as well as by continuously improving the properties of aluminium materials within the framework of alloy development and optimisation. At the same time, work is ongoing that is geared to tapping new application areas for aluminium alloys, and we are engaging in cooperation activities that will actively establish applications of relevance to AMAG in potentially disruptive technologies.

Failure mode and effects analyses (FMEA) are performed in order to identify potential error sources in alloy and process development, and to minimise risks accordingly.

In order to ensure legal freedom of action, the “Intellectual Properties” environment (patents, utility models) is continuously and repeatedly automated and manually monitored in relation to several sectors. If necessary, appropriate steps are taken (see also “Research and development risks”).

Equally, technological developments in the digitalisation area are monitored constantly and implemented where potential benefits exist. Important topics are included in the Digitalisation Compass and implemented accordingly (e.g. Smart Factory, Digital Partner Excellence).

Natural hazard risks

In line with the related requirements, selected measures are taken to prevent and manage natural hazards such as storms, floods and fire:

-
- › Structural, technical and organisational measures are implemented on an ongoing basis (e.g. building design, fire protection measures, rainwater seepage)
 - › Early warning and damage detection (e.g. severe weather warning system, ongoing investment in in-house firefighting equipment, etc.)
 - › Crisis management and communication in the event of related incidents
-

Environmental and climate risks

The risk of environmental risks materialising, such as risks relating to water, waste, soil contamination and air emissions, is minimised by stringent compliance with legal and official requirements, and compliance is monitored continuously by the environmental management system certified according to ISO 14001. In addition to environmental management, an energy management system in

accordance with ISO 50001 is also being advanced at the Ranshofen site, which ensures the continuous improvement of energy performance.

Conventional energy sources such as diesel and natural gas release air emissions when they are combusted, which can exert a negative effect on the environment and the climate. A lower level of energy consumed in the production of AMAG Group’s high-quality products also leads to lower greenhouse gas emissions. As part of the energy management system, measures to reduce energy use are continuously implemented and energy performance at the Ranshofen site is monitored.

AMAG considers climate change to represent one of the greatest global challenges and is committed to the climate protection goals of the Paris Agreement. Climate-relevant risks and opportunities are taken into consideration when developing business strategy and planning operational activities. In this respect, the company strives to continuously improve the carbon efficiency of its business activities and product portfolio. The aim is to reduce emissions with measures such as the construction of photovoltaic systems, measures in the area of heating supply and the lowest possible energy utilisation through efficient production processes. A roadmap has been drawn up for the decarbonisation of all processes that will be necessary in the future. The transformation from conventional energy sources to, for example, green electricity and hydrogen is particularly challenging. In particular, timely availability at competitive prices and in sufficient quantities will also be crucial.

By contrast, more restrictive climate policies in Europe and Austria can increase the costs of fossil energy and electricity, or lead to additional carbon fees. In addition, competitive disadvantages potentially arise in the global competitive environment if climate policy measures are only implemented unilaterally and without adequate compensation mechanisms (e.g. free allocation of carbon certificates for carbon leakage companies such as AMAG casting and AMAG rolling) at national or European level. Unequal conditions, for example due to different energy prices within and outside the EU, can also lead to competitive disadvantages. In particular, developments on the energy market over the past financial year have shown that significant price increases and availability problems can quickly arise. AMAG is dependent on an adequate energy supply to maintain operations and implements price hedging strategies in the short to medium term.

Chemicals policy is also monitored in connection with environmental legislation, as potential restrictions on substances as well as outright bans on substances could affect recycling and thereby the closing of material cycles. As part of the “Green Deal” the EU has set itself the goal of promoting a sustainable recycling economy. The recycling of aluminium scrap represents a functioning cycle for an increasingly important raw material, whose functioning should not be restricted.

Past pollution from earlier use of the Ranshofen site has been secured and rectified by prompt implementation of remedial measures. The expected costs are otherwise covered by provisions. Primary materials bearing pollution risks are exhaustively examined at the time of delivery, and rejected where required.

Information processing and security

The Group's primary focus in this sensitive area is on data security, systems compatibility and effectiveness, outage and access protection, manipulation and malware protection, and operating reliability, especially in the case of networked, digitalised production plants. Groupwide IT activities are managed by the Information Technology divisional management and the Information Security Officer on the basis of a set of IT guidelines, defined standard IT processes in accordance with ITIL and a certified management system for information security in accordance with ISO 27001.

The instructions are structured to ensure that IT services meet requirements in relation to availability, confidentiality and integrity, and that personnel and product resources are deployed effectively and efficiently in providing IT services.

Furthermore, security and authorisation concepts as well as locally separated backup data centres and numerous other measures have been implemented to reduce the risk and duration of a system failure due to hardware defect, data loss or manipulation, including in the event of a cyber-attack.

(Digital) IT security training sessions are also held regularly to raise employee awareness about such risks (e.g. cyber-attacks). Furthermore, external cyber-attack tests are conducted on an ongoing basis in order to check the efficacy of the measures implemented. Regular crisis exercises are used to further develop existing emergency plans. Corresponding insurance policies in the cyber and crime area are in place.

The company takes data protection very seriously. The data privacy policy and data privacy management system comply with legal requirements. Regular reviews of the data protection management system are conducted. The technical and organisational measures are continuously improved and expanded in order to improve data protection (including indirectly).

Due to the COVID-19 pandemic, the options and scope for teleworking were expanded and the related technical requirements put in place for a large number of employees. Particular attention was paid to the issue of data protection and secure remote access to company applications. TISAX certification was successfully completed in 2022 in order to meet German automotive industry requirements.

Risks arising from insufficient supervisory systems and fraudulent activities

An extensive internal control system in order to identify risks at an early stage, and to monitor and avoid them, has been established. This system provides all of the instruments and procedures required for the avoidance and timely identification of risks, and for appropriate responses to any risk incidents.

BUSINESS RISKS

Procurement

To manufacture aluminium products, raw and auxiliary materials are required from external sources that may be subject to price and availability risks.

Alumina, among other materials, is required for primary aluminium production. AMAG is responsible for supplying the Canadian Alouette smelter with alumina in accordance with the 20 % interest it holds in this company. In addition to the price, the availability of alumina is also a significant risk, which is mitigated by a sufficient number of suppliers and the qualification of several alumina refineries. When selecting suppliers, care is taken – as far as is possible in light of industrial structure and size – to ensure that suppliers act responsibly in order to minimise the environmental and social effect of bauxite mining. For example, alumina should preferably be obtained from ASI-certified sources.

The main risk for the casthouses lies in the sufficient supply of primary material in terms of both quantity and quality, especially in relation to scrap. This risk is minimised through long-term contracts with professional metals dealers where business relationships have been established over many years and which have major collection points, and by internationally diversified sourcing. With continuous investments in new scrap sorting and processing technologies, a wide range of scrap can be processed and used. This further secures supplies of scrap. In addition to scrap, the primary metal required is procured, in the form of ingots or sows, from suppliers with which the company maintains long-standing business relationships. Here, too, care is taken to ensure a broad spread of supply sources in order to minimise risk. AMAG Group also has the option to purchase primary aluminium for the Ranshofen site directly from the Alouette smelter.

Particularly with regard to key metal alloys (e.g. magnesium), the risk of supply shortages due to supply chain problems has already been mitigated in recent years by expanding the supplier portfolio. Moreover, safety stocks have been increased accordingly. This represented an early response to uncertainties related to maintaining the supply chain.

The rolling mill sources most of its rolling slabs, which utilise a high proportion of recycled materials, from AMAG's own casthouse in Ranshofen. To secure the remaining volumes required, contracts have been concluded with renowned international partners following a qualification process. AMAG components, as part of AMAG Group, will in future also be supplied with plates directly from AMAG rolling mills.

Inventories of critical materials are reviewed on an ongoing basis. In addition, supplier and service provider risk is countered by expanding the portfolio.

Counterparty default risk may be negatively affected by rising cost inflation and significant interest rate increases. AMAG counters this risk with ongoing creditworthiness monitoring, among other measures.

Compliance rules for suppliers include descriptions of codes of conduct connected with the special responsibility in relation to society, shareholders, employees and business partners. Suppliers for the Ranshofen site are correspondingly obligated to comply with such rules. An assessment of the main suppliers is conducted regularly as part of the established "responsible procurement management" process.

Market environment and sales

As an internationally operating company, AMAG Group is exposed to macroeconomic risks, which can influence price and demand, among other things. These include, for example, global economic growth, geopolitical conflicts and the political situation in individual sales regions. Further factors include the impact of climate policy, international trade restrictions and the introduction of tariffs. Especially the European market was severely impacted in some cases by the consequences of the war in Ukraine in the past financial year. Significant energy price volatility and increases were evident, as were general uncertainties in relation to energy availability. In addition to the Group's own production sites, AMAG Group's sales markets may also be negatively affected by further developments. AMAG Group will constantly monitor trends in the global market environment and initiate appropriate measures as required. Energy price hedges are being implemented for the AMAG site in Ranshofen, which significantly offset price volatility on the market, particularly in the 2022 financial year.

Furthermore, it has been possible to store gas dedicated to AMAG, corresponding to a production volume of around two months, in Austrian storage facilities.

AMAG Group's broad product range ensures its independence from a few sales regions, customer sectors and major customers. In 2022, the top 10 customers accounted for 31 % of Group revenue. Long-term agreements with key customers assist in the endeavour to minimise sales risks. At the same time, the Group is extending the product range and sales markets in attractive premium segments that require innovative solutions, sustainable products and top quality. The expansion of the Ranshofen site to include new hot and cold rolling mills, which extended the product range towards larger dimensions, also made positive contributions in this context. Customer qualifications achieved in the automotive and aircraft sectors in recent years are also of crucial importance in this context. The Rolling Division supplies a large number of customer industries, which vary in their dependence on business cycles (cyclicality). For example, the division supplies to sectors entailing low-to-medium cyclical risk, such as the packaging and sports equipment industries, although it also has customers in cyclical industries such as construction, aircraft, automotive, and automotive suppliers. High flexibility is ensured through forward-looking planning and alternative production routes. With the complete takeover of AMAG components, AMAG has taken a significant strategic step and extended its value chain. The related higher dependence on the aircraft industry may represent an additional risk.

The focus on premium products and a wide range of customer sectors ensures a risk-minimising and balanced portfolio. Relations with large customers are supported by joint development projects and high-quality customer service. Liquid aluminium supplies and the development and improvement of new alloys together with customers make an important contribution to greater customer loyalty in the Casting Division. Regular surveys test customer satisfaction. Aluminium price risks and currency risks are minimised by active hedging.

In line with the comments made in the section on "Procurement", an increased risk of default by business partners may also emerge on the sales side due to rising cost inflation and significant interest rate increases. AMAG mitigates such risk through credit insurance, among other measures.

Projects and investments

Risks emanating from large-scale projects are supervised at regular project supervisory meetings. The ongoing search for ways to minimise risks and implement risk-reducing measures forms a key task for project supervisors.

Competitors and the capital market

AMAG Group is committed without reservation to fair competition, fair and legally compliant contracts with its business partners, as well as compliance with capital market regulations. This commitment takes the form of appropriate rules and regulations (anti-trust guidelines, issuer compliance guidelines and anti-corruption guidelines), and the code of conduct.

The compliance structure is divided into separate compliance areas. For example, respective compliance officers support the organisation through ongoing training measures, and supervise compliance with internal regulations. A compliance hotline also exists to report any compliance violations anonymously by telephone or email.

Research and development

The general increase in applications for intellectual property rights, driven especially by the continuing consolidation of aluminium groups and the emergence of (country-based) usage patents, poses a risk to development work.

As a consequence, when planning development activities and in addition to continuous checks, it is essential to review the current patent rights situation as part of dedicated external patent searches, among others, to evaluate in coordination with external patent lawyers and to document the present status of research in Austria and abroad, in order to establish the extent of related risk, including implications for AMAG. Internal technical risks and the effects of the respective project on the company's financial performance must be presented in the corresponding project proposal. An R&D steering group consisting of senior management and an external group of renowned experts regularly reviews project proposals and the progress of existing projects, and the patent rights that can be derived from them. Furthermore, joint research activities are always conducted with customers in all product areas of relevance, in order to minimise the risk of errors. In order to further minimise risk, the company conducts both manual and automated patent monitoring with external lawyers through all relevant databases as well as personal research conducted by AMAG staff, patent lawyers and members of the scientific advisory council. If third-party industrial property rights are relevant to AMAG Group, it endeavours in advance either to license them at a favourable price or, if this proves impossible, to lodge corresponding appeals.

The potential reduction of the technological lead over competitors can represent a further risk. Through regular strategy discussions with customers and ongoing monitoring of competitors, the company ensures that early requirements and (technological) changes are identified and taken into

account. R&D focus projects ensure the continuous further development of AMAG's recycling and alloying expertise at the Ranshofen site, in particular.

Legal

AMAG Group is exposed to various legal risks due to its business activities. The Group has a specialised legal department that examines and appraises legal risks in-house or through recourse to external lawyers, depending on requirement and jurisdiction. When structuring contracts, risks are mitigated through implementing liability limits.

Risks arising from potential losses due to product liability are minimised through quality assurance measures. Moreover, any residual risks are covered by liability insurance policies. Uniform terms and conditions of delivery and sale for customers and uniform terms and conditions of purchase for suppliers are available, which are generally and, as far as possible, also applied in the individual operating companies.

Compliance with legal obligations is monitored continuously, such as in the course of internal audits carried out as part of the management systems implemented (e.g. in the area of environmental law and employee protection), as well as through regular external reviews. Moreover, existing regulations may change, which could have an effect on the financial position and performance.

Finance

As an aluminium producer and processor, AMAG Group is principally exposed to metal price risks and currency risks. Aluminium is traded in US dollars on the LME. Without appropriate hedging measures, the volatility of aluminium prices and the US dollar exchange rate would exert a direct effect on profitability. The Group's mandatory guidelines – its metal management guidelines and financial management guidelines – set out procedures to record and hedge these two main risks.

In order to stabilise results from the AMAG interest in the Alouette smelter, the sales prices of parts of our production can be hedged by forward sales and options. Besides the current market situation, estimates of future aluminium price trends and attendant production costs comprise key decision-making criteria in this context. As a general rule, aluminium price volatility risks in Ranshofen are hedged.

The metal management function at the Ranshofen site registers all LME-related aluminium purchases and stocks centrally as well as all of the operating companies' LME-related aluminium sales, and

constantly calculates the aluminium price risk exposure. This aluminium position guide is done in SAP. Open aluminium positions are hedged against metal price risk through contracts with brokers and investment banks. As a consequence, the underlying transactions' market price risk is fully offset by countervailing hedge movements. All underlying and hedge transactions are marked to market daily. As cast alloys and LME prices are largely insufficiently price-correlated, cast alloy sales are hedged by physical purchases of primary materials. The position is monitored continuously.

The premiums for primary aluminium in addition to the aluminium price affect AMAG Group on both the purchasing and sales sides. These premiums can develop differently in individual regions. The metal management function regularly measures and evaluates the premium status. If necessary, hedging transactions can also be carried out for these premiums.

Potential margin requirements associated with hedging (liquidity risks) are covered with liquid funds and bank lines available at short notice. Counterparty risks on derivatives with a positive market value are limited by the careful selection of international banks and brokers, and a limit policy for risk diversification. Receivables default risk is mitigated by taking out credit insurance and banking collateral such as guarantees and letters of credit.

Financing and investment activities, the hedging of such activities, and foreign currency management are managed centrally for the entire Group. Working capital financing is based on short-term liquidity planning. Centralised daily euro pooling serves the purpose of financial equalisation within the Group. Medium- and long-term corporate financing occurs on the basis of preview and budget data. Interest-rate risks pertaining to variable rate financing facilities can be hedged proportionally by way of swaps and caps. Ensuring an adequate level of liquidity and constant monitoring of potential default risks are implemented on an ongoing basis.

Counterparty risks relating to bank balances are actively managed by setting deposit limits for each bank, and – where available – by making recourse to credit ratings and the regular monitoring of CDS spreads.

To the extent that receipts and payments in the same foreign currency do not provide a natural hedge against exchange rate risk, AMAG proportionally hedges major foreign currency exposures through forward currency transactions and, where required, options.

An SAP-integrated payment process has been set up at the Ranshofen site. Manipulation risk in payment transactions is minimised through eliminating possibilities to intervene manually at

interfaces. Billing and payment approvals occur Groupwide according to a multiple control principle secured in both technical and organisational terms.

RISKS FROM THE INTEREST IN ALUMINERIE ALOUETTE

The significant arrangements relating to the joint operation of the Alouette smelter, in which AMAG Group holds a 20 % interest, are set out in a consortium agreement. In the case of significant decisions regarding Alouette's business, resolutions with 90 % approval are required. With the present ownership structure, and also in the instance of a change in the ownership structure, the risk exists of conflicting interests among shareholders.

Pursuant to the existing consortium agreement, obligations exist that are of essential importance for current production operations. A failure to satisfy such obligations could result in a loss of co-determination rights, implying liability for potential losses. This applies, for example, with respect to the procurement of AMAG's share of the alumina required for production.

The sales price for the primary aluminium produced at Alouette is mainly defined by the price on the London Metal Exchange and therefore cannot be influenced by AMAG. This investment's long-term and sustainable profitability requires a beneficial cost position on an international comparison. The long-term electricity contract agreed since 2017, cost-optimised production, and logistical advantages through direct access to deep-sea harbours represent important cornerstones of the smelter's long-term competitiveness. Strategic hedging instruments can also be deployed to reduce the risk of loss and the volatility of results.

Due to IFRS accounting standards, the electricity price formula for the electricity contract generates an embedded derivative whose recognition might temporarily affect the level of equity reported by AMAG Group. The electricity contract and the accounting parameters are regularly evaluated.

As far as operative risks are concerned, a proprietary risk management system and an extensive insurance concept also exist for the Alouette smelter. The risk of damages from events such as the loss of production owing to electrical power outages caused by bad weather is largely covered. Operative risks, such as production stoppages (lasting several hours), internal power failures, the useful life of pot linings, and risks relating to occupational health and safety, personnel and the supply of essential primary materials (e.g. petroleum coke) are monitored continuously and minimised by taking

appropriate measures. As far as electricity supplies are concerned, even greater supply security for electric power has existed since the end of 2015 due to the construction of a redundant power line.

BUSINESS OPPORTUNITIES

AMAG Group concentrates on premium products in attractive market niches across a broad spectrum of industrial sectors. The business positioning with primary aluminium from Alouette and high-quality recycling foundry alloys and rolled products from Ranshofen offers a balanced mix of stability and growth.

The integrated site in Ranshofen with casthouses and rolling mills, and its geographic proximity to strong industrial regions foster further technological development and intensive customer service. The re-acceptance and recycling of aluminium fabrication waste in a closed loop (so-called closed loop recycling) and liquid aluminium supplies additionally bolster customer loyalty. As a leading supplier of innovative products, AMAG Group responds flexibly and rapidly to customers' requests on a customised basis. Thanks to the unique alloy and product diversity, our customers are offered both innovative and customised products for very varied application areas. AMAG Group also stands out clearly from its competitors with its extensive certifications in the areas of quality, sustainability and occupational safety.

The very high proportion of specialty products compared with the rest of the sector and the consistent implementation of the strategy with a focus on innovation and sustainability are distinguishing features of the company. The innovative strength will continue to be augmented in the coming years by expanding research and development activities. The employees' high level of specialist and technical expertise plays an important role in this context. With the CMI (Center for Material Innovation) at the Ranshofen site, AMAG offers a cutting-edge working environment with state-of-the-art working equipment. Recourse can also be made to an extensive network of renowned universities and research institutions.

Outstanding technological capabilities in the areas of sensor-based scrap sorting, casting and rolling, cladding, and the surface and heat treatment of rolled products, open up opportunities to further expand in attractive market areas (such as automotive, aircraft, packaging, construction, engineering applications and high-strength materials for sports industry applications, as well as braze clad materials and cathode sheets).

With the expansion of the Ranshofen plant in recent years, the capacity and product portfolio of aluminium rolled products was significantly expanded to larger dimensions (width, thickness). New markets can be tapped and existing customer relationships expanded as a consequence. In this context, important approvals have been achieved with many customers in recent years. Productivity enhancement and continuous cost optimisation can further improve competitiveness. Additional growth potentials are tapped by investing in extending the vertical range of manufacture and investments in the foundry's installations.

The two casthouses at Ranshofen offer the smelting technologies for almost all types of scrap, high-level skills and expertise in scrap sorting, as well as a high-tech plant for scrap processing. The Recycling Center Ranshofen has been consistently expanded over recent years.

The digitalisation of processes is also a high priority. An appropriate framework for the integration of forward-looking digital technologies has already been created. The company has actively seized the opportunities that digitalisation presents, and its digitalisation strategy is being closely coordinated with the Information Processing and Security department.

Considerable potential also exists for AMAG Group to achieve successful growth in marketing high-quality products worldwide. For this reason, the international sales marketing network has been expanded consistently over the past years.

A long-term trend towards greater sustainability has been observable for some years. The target of reducing carbon emissions plays an especially important role worldwide here. AMAG Group has always been involved in the development of sustainable products. It is very well positioned in the industry due to the harnessing of hydroelectric power at the Alouette smelter in Canada, renewable energy sources for electricity requirements at the Ranshofen site and the high recycling share. The high level of technological expertise in recycling and closed loop projects with customers opens up opportunities to conserve raw materials and improve its products' net carbon footprint. To this end, products with a low carbon footprint were specifically positioned on the market under the "AL4®ever" brand in the 2022 financial year.

Certifications according to the Performance Standard as well as according to the Chain of Custody Standard of the Aluminium Stewardship Initiative (ASI) furnish important evidence of the company's responsible production and procurement of aluminium. Establishing binding supply chain standards offers the opportunity for sustainable customer loyalty. It is to be assumed that AMAG Group will benefit from the increasing trend towards lightweight construction in the automotive sector, including through growth in electromobility.

The Alouette smelter commands an advantageous cost position compared with the rest of the sector. The electricity price is based on the market price for aluminium in US dollars. This significantly improves the risk associated with fluctuations in aluminium prices and exchange rates. (GRI 2-23)

Corporate governance report

The corporate governance report of AMAG Austria Metall AG can be downloaded at www.amag-al4u.com > Investor Relations > Corporate Governance.

DISCLOSURES PURSUANT TO SECTION 243A (1) UGB

The following disclosures are made pursuant to Section 243a of the Austrian Commercial Code (UGB):

The share capital of AMAG Austria Metall AG amounts to EUR 35,264,000, and is divided into 35,264,000 nil par shares, each corresponding to EUR 1 of the share capital. All the shares confer the same rights and obligations. No shares exist that carry special control rights. Each share grants one vote at the general meeting of shareholders. No differing classes of shares exist. **(GRI 2-1)**

The Management Board is aware of the following agreements between shareholders:

- > Investment agreement between B&C Industrieholding GmbH and Raiffeisenlandesbank Oberösterreich Aktiengesellschaft dated April 1, 2015: On the basis of this participation agreement with Raiffeisenlandesbank Oberösterreich Aktiengesellschaft, a further 16.5 % of the share capital and voting rights of AMAG Austria Metall AG are attributable to B&C Privatstiftung.
- > Investment agreement between B&C Industrieholding GmbH and Esola Beteiligungsverwaltungs GmbH dated February 12, 2019: On the basis of this investment agreement, a further 4.19 % of the share capital and voting rights are attributable to B&C Privatstiftung pursuant to Section 133 (1) and (7) of the Austrian Stock Exchange Act (BörseG) 2018.

Direct or indirect holdings in the company representing ten percent or more of its capital are comprised as follows as of the end of 2022: **(GRI 2-1)**

> B&C Privatstiftung	52.7 %
> Raiffeisenlandesbank Oberösterreich AG	16.5 %
> AMAG Arbeitnehmer Privatstiftung	11.5 %

The voting rights attaching to the shares held in AMAG Austria Metall AG by AMAG Arbeitnehmer Privatstiftung (the AMAG Employees' Private Foundation) are exercised by the latter's management board, which has three members. The manner in which these voting rights are exercised requires the approval of the Foundation's advisory board, however. Decisions are taken at joint meetings of the Foundation's management board and advisory board. Approval is passed with a simple majority. The advisory board consists of three members nominated by the executive committee of the Group Works Council. The chair of the management board has a casting vote. The employees at the Austrian site are the Foundation's beneficiaries.

Amendments to the company's articles of incorporation require a simple majority of the votes cast and the capital, unless the law prescribes a greater majority. Supervisory Board members can be recalled before the end of their term of office by a simple majority.

Loans as part of two promissory loan notes issued, nine bilateral loan agreements as well as three committed credit lines contain change-of-control clauses that grant the lending banks a right of termination in the case of a change of control at AMAG Austria Metall AG. Apart from the aforementioned agreements, AMAG Austria Metall AG has entered into no other material agreements that would come into effect, be modified or terminate as a consequence of a change of control at AMAG Austria Metall AG due to a takeover bid.

All Management Board members' contracts contain change of control clauses. The severance payment claim in such a case is limited to the remaining term of the Management Board contract, albeit to a maximum of two years' total remuneration.

Approved share capital

Pursuant to Section 4 (5) of the articles of incorporation of AMAG Austria Metall AG, the Management Board is authorised until September 22, 2025, with the approval of the Supervisory Board, to increase the company's share capital – in several tranches if necessary – by up to EUR 17,500,000 by issuing up to 17,500,000 new nil par value bearer or registered shares in return for cash and/or non-cash capital contributions, and to determine the type of shares, the issue price and the issue conditions (Approved Capital 2020). Statutory subscription rights can be granted to the shareholders by transferring the capital increase to a bank or a syndicate of banks with the obligation that it be offered to shareholders according to their subscription rights (indirect subscription rights). However, the Management Board is authorised, with the consent of the Supervisory Board, to exclude shareholders' subscription rights in whole or in part in the event of a capital increase from the authorised capital (i) if the capital increase is made against non-cash capital contributions for the purpose of acquiring companies, parts of companies, operations, parts of operations, equity interests in companies or other assets related to an acquisition project, (ii) to service an over-allotment option (greenshoe) or (iii) to settle fractional amounts. The Supervisory Board is authorised to approve amendments to the articles of incorporation resulting from the issue of shares from authorised capital.

Convertible bond issue

By resolution of the Annual General Meeting of AMAG Austria Metall AG on July 21, 2020, the Management Board was authorised, pursuant to Section 174 (2) of the Austrian Stock Corporation Act (AktG), to issue convertible bonds within five years of the date of this resolution, in other words, by July 21, 2025, with the approval of the Supervisory Board, including in several tranches, which grant or provide for subscription or conversion rights or a subscription or conversion obligation for a total of up to 17,500,000 shares in the company (Convertible Bond 2020). The issue amount, the issue, the conversion procedure of the convertible bonds and all other conditions are to be determined

by the Management Board with the approval of the Supervisory Board. The issue price and the exchange ratio are to be determined in accordance with recognised methods of financial mathematics and the stock market price of the company's shares in a recognised pricing procedure. Statutory subscription rights can be granted to the shareholders by transferring the convertible bonds to a bank or a syndicate of banks with the obligation that they be offered to shareholders according to their subscription rights (indirect subscription rights). The Management Board is further authorised, with the consent of the Supervisory Board, to exclude the shareholders' subscription right in whole or in part when issuing convertible bonds (i) if the convertible bonds are issued against non-cash capital contributions for the purpose of acquiring companies, parts of companies, operations, parts of operations, interests in companies or other assets related to an acquisition project, or (ii) to compensate for fractional amounts resulting from the subscription ratio. The Management Board is further authorised, with the consent of the Supervisory Board, to wholly or partially exclude subscription rights to convertible bonds if the Management Board, after due examination, arrives at the opinion that the bonds' issue amount at the time of the final determination of the issue amount is not less than their hypothetical market value calculated according to recognised methods, especially financial mathematical methods, and the subscription shares' conversion price or subscription price (issue amount) is in each case calculated in a recognised pricing process according to recognised financial mathematical methods as well as the price of the company's ordinary shares, and does not lie below the stock exchange price of the company shares during the 20 trading days preceding the date of the announcement of the convertible bond issue.

Conditional capital

The company's share capital is increased conditionally pursuant to Section 159 (2) Clause 1 of the Austrian Stock Corporation Act (AktG) by up to EUR 17,500,000 through issuing up to 17,500,000 ordinary nil par value ordinary bearer shares (nil par value shares) for issuing to holders of convertible bonds, for which the Management Board was authorised by the Shareholders' General Meeting of July 21, 2020 (Conditional Capital 2020). The capital increase may only be carried out to the extent that creditors of convertible bonds exercise their subscription or conversion rights to shares in the company, or those who are obligated to subscribe or convert fulfil their obligation to subscribe or convert, and the Management Board passes a resolution to service these convertible bonds with new shares. The issue amount and the exchange ratio are to be determined in accordance with recognised methods of financial mathematics as well as the price of the company's ordinary shares in a recognised pricing procedure (basis for calculating the issue amount); the issue amount may not be lower than the pro rata amount of the share capital. The new shares to be issued in the conditional capital increase are fully entitled to dividends for the entire financial year in which they are issued. The Management Board is authorised, with the approval of the Supervisory Board, to determine the further details of

the implementation of the conditional capital increase. The Supervisory Board is authorised to amend the wording of the articles of incorporation in accordance with the respective issue of the subscription shares. The same applies in the event of non-utilisation of the authorisation to issue convertible bonds after expiry of the authorisation period, and, in the event of non-utilisation of the conditional capital, after expiry of the deadlines in accordance with the convertible bond conditions.

Share repurchase

At the Annual General Meeting of AMAG Austria Metall AG on April 20, 2022, the Management Board was authorised – with the simultaneous cancellation of the relevant resolutions of the Annual General Meeting of July 21, 2020 – to purchase treasury shares for the company, with the approval of the Supervisory Board (the lowest price to be paid at the time of repurchase is 25 % below the weighted average closing price of the 20 trading days preceding the start of the corresponding repurchase program, and the highest price to be paid at the time of repurchase is 25 % above the weighted average closing price of the 20 trading days preceding the start of the corresponding repurchase program), as well as to determine the repurchase conditions, whereby the Management Board must publish the Management Board resolution and the respective repurchase program that is based upon it, including its duration, in accordance with the statutory provisions (in each case). The Management Board may exercise this authorisation within the statutory limits on the maximum permissible number of treasury shares once or several times in total up to a maximum limit of 10 % of the share capital. The authorisation can be exercised wholly or in part, or in several partial amounts, and in pursuit of one or more objectives, by the company, a subsidiary (Section 189a (7) of the Austrian Commercial Code [UGB]), or for the company's account by third parties. The purchase can occur through the stock market or off-bourse, in compliance with statutory regulations. Trading in treasury shares is excluded as the purpose of the purchase. The Management Board was also authorised, with the consent of the Supervisory Board, to redeem or resell the acquired treasury shares without requiring a further resolution by the Annual General Meeting and to determine the terms and conditions of the sale. The authorisation can be exercised wholly or in several partial amounts, and in pursuit of one or more objectives, by the company, a subsidiary (Section 189a (7) of the Austrian Commercial Code [UGB]), or for the company's account by third parties. The Management Board was also authorised for a period of five years from April 20, 2022, pursuant to Section 65 (1b) of the Austrian Stock Corporation Act (AktG) – with simultaneous cancellation of the relevant resolutions of the Annual General Meeting of July 21, 2020 – to determine, with the consent of the Supervisory Board, a legally permissible method of sale other than via the stock exchange or a public offer, and to decide on any exclusion of the shareholders' repurchase rights (subscription rights) and to determine the terms and conditions of the sale.

ECONOMIC OUTLOOK FOR 2023

Following expected global economic growth of 3.4 % in the year under review, the IMF forecasts that gross domestic product (GDP) will expand by a further 2.9 % in 2023.³³ The IMF's forecasts are based on numerous assumptions and are subject to many uncertainties. In particular, the ongoing course of the Ukraine war and the risk of further geopolitical conflicts, inflation trends as well as the energy crisis in Europe are key influencing factors. Moreover, the rapid change in interest rate markets, the marked economic slowdown in China and further developments in relation to COVID-19 present major forecasting uncertainties.

With a look to industrialised nations, the IMF now expects the economy to grow by just 1.2 % in 2023 (2022: +2.7 %). Eurozone economic growth is expected to underperform this figure by a significant margin. After an anticipated increase of 3.5 % in 2022, its economy is expected to expand by just 0.7 % in the following year. Germany is forecast to report an almost stagnant economic development of 0.1 % (2022: +1.9 %). Economic growth in the USA is expected to be noticeably better. After projected growth of 2.0 % in 2022, GDP is expected to improve by 1.4 % next year. Economic growth in Canada is also anticipated to increase by 1.5 % in 2023 (2022: +3.5 %). In Japan, growth is forecast to be slightly higher than last year at 1.8 % (2022: +1.4 %). The UK economy is expected to contract by -0.6 % (2022: +4.1 %). According to the Austrian Institute of Economic Research (WIFO)³⁴ Austrian GDP is forecast to show a slight rise of 0.3 % in 2023 (2022: +4.7 %).

In the group of emerging and developing countries, the economy is expected to grow by an average of 4.0 % in 2023, according to IMF forecasts, to report almost the same growth rate as in the previous year (2022: 3.9 %).³⁵ According to estimates, the Chinese economy will expand by 5.2 % (2022: +3.0 %). By contrast, growth in India in 2023 is forecast to be significantly stronger at around 6.1 % (2022: +6.8 %).

³³ IMF, World Economic Outlook, January 2023

³⁴ WIFO, Economic Outlook 4/2022, December 2022

³⁵ IMF, World Economic Outlook, January 2023

ALUMINIUM MARKET OUTLOOK

MARKET OUTLOOK FOR 2023

Following significant growth in demand for primary aluminium and aluminium rolled products in the previous year, the CRU expected further growth in the year under review. The Commodity Research Unit expects the positive trend to continue in 2023.

For primary aluminium, demand is expected to increase further by 1.5 % to 70.2 million tonnes in 2023. As a consequence, demand will exceed the 70 million tonne mark for the first time. The production of primary aluminium is estimated to be slightly higher. With a 2.3 % increase, the CRU expects total global production to reach 70.5 million tonnes in 2023, thereby largely leading to market equilibrium in the coming year.³⁶

Demand for aluminium rolled products is expected to report even stronger growth of 3.3 % to 32.0 million tonnes in the coming year. An almost identical development is anticipated for global production. With an increase of 3.2 %, the production volume forecast of 32.0 million tonnes is in line with expected global demand.³⁷

As aluminium is a material that is deployed and processed in various industries due to its numerous positive properties (weight, stability, formability, etc.), a positive demand trend for aluminium rolled products is evident in all of the sectors that the CRU addresses. Current sustainability trends are exerting a positive effect on the demand trend. Examples include the promotion of electromobility and the production of lightweight vehicles. The expected demand trend in the transport sector clearly reflects this with an increase of 6.0 % to 5.1 million tonnes. At +4.0 %, the packaging sector is also expected to continue its growth trajectory, with demand reaching 17.3 million tonnes next year. In the mechanical engineering sector, the CRU expects demand to expand by 0.4 % to 2.2 million tonnes. In the other consumer goods and construction sectors, the institute is forecasting growth of 0.7 % to 3.6 million tonnes and 3.9 million tonnes respectively.

³⁶ CRU, Aluminium Market Outlook, October 2022

³⁷ CRU, Aluminium Rolled Products Market Outlook, November 2022

MEDIUM-TERM MARKET OUTLOOK UP TO 2027

According to recent CRU forecasts, global demand for primary aluminium is set to expand by 2.0 % per year on average to reach 76.2 million tonnes by 2027 (2022: 69.1 million tonnes).³⁸ Average annual growth in Europe is estimated at 1.2 %. This is expected to lead to demand for 9.4 million tonnes of primary aluminium in 2027. In North America, the CRU forecasts that demand will expand by an average of 3.5 % per year to reach 7.5 million tonnes by 2027. In China, a comparatively lower average growth rate of +1.1 % per year is expected. With total demand forecast at 42.5 million tonnes in 2027, the country remains a major consumer of primary aluminium, accounting for more than 55 % of total global demand.

The CRU see signs emerging of significantly higher annual growth in the area of aluminium rolled products.³⁹ Global demand is expected to expand by 3.8 % annually on average over the coming years. This implies global demand of 37.4 million tonnes for 2027 (2022: 31.0 million tonnes). In the core markets of Western Europe and North America, attractive annual growth rates of 2.7 % and 4.4 % to reach 5.2 million tonnes and 8.1 million tonnes, respectively, are also forecast. In Asia, too, demand is expected to increase by an average of 3.8 % per year to a total of 20.1 million tonnes. In China, annual growth is expected to amount to 3.6 %, taking demand to a level of 13.6 million tonnes by 2027.

The transportation industry continues to be the most significant growth driver in demand for aluminium rolled products. The CRU expects average growth rates of 6.1 % per year in this sector over the next five years, with total demand expected to reach 6.5 million tonnes in 2027. The large-volume packaging industry also reflects a positive trend with an expected increase of 3.7 % per year to a level of 19.9 million tonnes by 2027. At +3.4 % p.a. and +3.0 % p.a. respectively, the demand trend in the other consumer goods and mechanical engineering sectors is also expected to develop positively. Overall, demand is set to grow to 4.2 million tonnes and 2.6 million tonnes by 2027, respectively. The construction sector reflects the lowest average growth with a forecast increase of 1.9 % p.a. to 4.2 million tonnes.

The forecasts from the CRU confirm the attractive market prospects for aluminium and at the same time provide a good basis for the continuation of AMAG Group's sustainably successful growth course.

³⁸ CRU, Aluminium Market Outlook, October 2022

³⁹ CRU, Aluminium Rolled Products Market Outlook, November 2022

BUSINESS TREND OUTLOOK FOR 2023

The past financial year showed that AMAG Group is able to respond flexibly and rapidly to changes in the market environment. The Group succeeded in taking advantage of positive demand trends and in using its broad positioning to offset deteriorations in the economic environment.

The many uncertainties in connection with the Ukraine war and the high inflation trend are shaping current economic estimates for 2023, which is also affecting new order intake from certain customer industries in the Casting and Rolling divisions. The further trend in energy prices and the issue of supply security as well as supply chain constraints will remain challenging in the coming financial year.

In general, it can be assumed that high cost inflation will also influence the earnings performance of the Casting and Rolling divisions in 2023. In addition to ongoing product mix optimisation, AMAG will offset these influences as best as possible through energy price hedging and price adjustments. The fully integrated site in Ranshofen and the broadly diversified product portfolio will enable AMAG Group to continue to respond flexibly to future changes in demand. According to the CRU, demand for aluminium rolled products will continue on a positive growth path in the medium to long term.⁴⁰

The investment in the Canadian smelter Alouette again made a particularly high contribution to AMAG Group's earnings in the past financial year. In some cases, significant price volatility was evident, especially in the aluminium price. Assuming continued stable and solid production in Canada, the earnings trend in 2023 will depend above all on future aluminium price and premium trends. The price trend for key raw materials (mainly alumina and petroleum coke) also impacts earnings in the Metal Division. The Canadian smelter's very good cost position and sustainable production harnessing 100 % hydropower electricity are ideal conditions for profitable business performance.

Overall, from today's perspective, the AMAG Management Board assumes that economic growth will be noticeably lower than in 2022, and will therefore also have an impact on business development. Due to the many uncertainties, it is not possible at this time to issue earnings guidance in the form of an EBITDA range for the 2023 financial year.

⁴⁰ CRU, Aluminium Rolled Products Market Outlook, November 2022


The AMAG Management Board is convinced that AMAG Group's broad positioning will continue to prove its worth. Given its firmly anchored strategic direction, which focuses on sustainable production with a high proportion of specialties, the Management Board consequently looks to the future with confidence, despite the many uncertainties.

Ranshofen, February 6, 2023

The Management Board



Mag. Gerald Mayer
Chief Executive Officer,
Chief Financial Officer



Priv.-Doz. Dipl.-Ing.
Dr. Helmut Kaufmann
Chief Operating Officer



Victor Breguncci, MBA
Chief Sales Officer

CORPORATE GOVERNANCE

Group management report

Corporate Governance

120	Supervisory Board report
122	Corporate governance report

Consolidated financial statements

Jahresabschluss per 31. Dezember 2022 (in German)

Dear ladies and gentlemen,



In the 2022 financial year, the Supervisory Board of AMAG Austria Metall AG performed with great care the tasks incumbent upon it according to the law and the company's articles of incorporation, and in compliance with the Austrian Corporate Governance Code. The Management Board reported regularly to the Supervisory Board both verbally and in written form, promptly and comprehensively on all material developments within the company, its business policy, on the financial position and performance, investments, and other fundamental issues relating to sustainable and responsible corporate management and planning.

Between Supervisory Board meetings, the Management Board kept the Supervisory Board informed of important events on an ongoing basis. Current specific topics and projects were discussed in regular conversations between the Management Board and the Supervisory Board Chairman. Individual issues were dealt with in detail in the committees set up by the Supervisory Board, which in turn reported to the full Supervisory Board on their activities. **(GRI 2-17)**

MAIN TOPICS OF THE MEETINGS **(GRI 2-16)**

In the 2022 reporting year, the Supervisory Board met on February 16 as well as on April 20, June 29, September 14 and November 23, in accordance with the obligations imposed by law and the articles of incorporation. These meetings included discussions with the Management Board on the course of business as well as the Group's current performance and strategic development. In order to implement the concept that had been approved for the company's further strategic alignment, a corresponding update was prepared by the Strategy Committee and discussed by the Supervisory Board. Similarly, a special meeting of the Strategy Committee was convened to secure energy supplies at the Ranshofen site, and the conclusions were subsequently discussed by the Supervisory Board.

High energy prices and the associated high inflation rate have made the working environment more difficult. The Management Board has implemented measures to contain the related negative effects. With a view to the climate targets set in the EU and in Austria, potential effects of the energy transition on AMAG Group and corresponding measures formed the focus of the discussions. An approved decarbonisation roadmap was reviewed by the Management Board and discussed by the Supervisory Board. Necessary investments for continuous site development were approved. In addition, the Supervisory Board was concerned with the company's personnel development as well as with matters in relation to research & development and digitalisation.

The contracts of Chief Executive Officer Gerald Mayer and Chief Technology Officer Helmut Kaufmann were extended. The term of Gerald Mayer's contract was extended to December 31, 2025, while Helmut Kaufmann's contract was extended to April 30, 2026.

Future business policy as well as future financial position and performance trends were agreed as part of the planning for 2023, as well as the medium-term planning through to 2027. The Supervisory Board also concerned itself with the issuer compliance officer's annual activity report, the Supervisory Board's self-assessment, which was accompanied by external experts, the audit of the non-financial statement, and the requirements of the EU Taxonomy.

Pursuant to the Austrian Corporation Law COVID-19 Directive (COVID-19-GesV), a resolution was passed to hold the Annual General Meeting once again as a virtual meeting on April 20, 2022. The Supervisory Board of AMAG Austria Metall AG reconstituted itself at its meeting on April 20, 2022. The Chairman of the Supervisory Board was re-elected, and his deputies were partially re-elected. The chair of the Audit Committee and the members of the Audit, Nomination, Remuneration and Strategy committees, as well as the Committee for Urgent Matters, were also re-elected. In November 2022, we were deeply saddened to learn of the sudden death of Dr. Mariella Schurz, who had been newly elected to the Supervisory Board of AMAG Austria Metall AG on April 20, 2022 and enriched it with her professional competence and engaging personality.

SUPERVISORY BOARD AND COMMITTEES

The Remuneration Committee of the Supervisory Board of AMAG Austria Metall AG convened on three occasions during the 2022 reporting year. Representatives of the auditors attended the meetings to report on their auditing activities. Specific financial accounting topics were also discussed in the auditor's presence. In addition to examining and preparing the adoption of the annual financial statements and the consolidated financial statements, the Audit Committee dealt with the additional tasks

pursuant to Section 92 (4a) of the Austrian Stock Corporation Act (AktG); in particular, it critically examined and monitored the functioning and effectiveness of the internal control, audit and risk management systems. The Audit Committee also concerned itself with the requirements of the EU Taxonomy Regulation. The results were subsequently discussed with the plenary Supervisory Board.

The Nomination Committee of AMAG Austria Metall AG met twice during the year under review. It discussed the extension of Gerald Mayer's contract as Chief Executive Officer and Helmut Kaufmann's contract as Chief Operating Officer, as well as nominations for election to the Supervisory Board, and made corresponding proposed resolutions.

The Remuneration Committee of AMAG Austria Metall AG convened for two meetings during the reporting year. Target agreements with the Management Board were dealt with in depth. The Remuneration Committee also concerned itself with the preparation of the AMAG Austria Metall AG remuneration report, the extension of the contracts of Gerald Mayer and Helmut Kaufmann, as well as the inclusion of ESG targets in Management Board contracts and in remuneration policy.

The Strategy Committee met twice during the year under review and concerned itself, in particular, with energy supplies at the Ranshofen site as well as with the implementation and update of the approved strategy, market-relevant topics and AMAG Group's further strategic development. The results were subsequently discussed with the plenary Supervisory Board.

The corporate governance report provides further information about the composition and working methodology of the Supervisory Board.

CORPORATE GOVERNANCE

The Supervisory Board of AMAG Austria Metall AG is committed to complying with the Austrian Corporate Governance Code, and consequently to responsible corporate governance and control systems designed to deliver sustainable value creation. A summary of activities in this area is presented in the corporate governance section in this annual report and on the website of AMAG.

AUDIT AND APPROVAL OF THE 2022 ANNUAL FINANCIAL STATEMENTS

The Management Board prepared the separate annual financial statements, the separate management report, the consolidated financial statements according to International Financial Reporting Standards (IFRS), the Group management report as of December 31, 2022, including the non-financial statement, and the disclosures required pursuant to Section 245a of the Austrian Commercial Code (UGB), which Ernst & Young Wirtschaftsprüfungsgesellschaft m.b.H. (appointed pursuant to Section 270 UGB) audited and awarded an unqualified audit opinion. The Supervisory Board, in the auditor's presence, examined in the meaning of Section 96 AktG the separate and consolidated annual financial statements, the management report and the Group management report, including the non-financial statement, as well as the corporate governance report and the proposal for the distribution of profit together with the audit findings, and approved them on February 15, 2023. The Supervisory Board concurs with the Management Board's proposal for the application of profits, whereby a dividend of EUR 1.50 per dividend-entitled share is to be distributed. The separate annual financial statements have thereby been adopted pursuant to Section 96 (4) AktG.

THANKS

The Supervisory Board would like to express its thanks and recognition for the hard work of the Management Board and of all employees at AMAG. Thanks to their personal commitment, AMAG successfully continued on its growth track and was able to achieve a further set of outstanding results this year.

We also appreciate the trust and close connections that we enjoy with our shareholders, customers, suppliers and lenders, and look forward to our further successful cooperation.

Ranshofen, February 15, 2023



Dipl.-Ing. Herbert Ortner

Chairman of the Supervisory Board

DECLARATION CONCERNING THE AUSTRIAN CORPORATE GOVERNANCE CODE

The Austrian Corporate Governance Code (ÖCGK) provides domestic stock corporations with a framework for the management and supervision of companies. The Code aims to establish corporate governance and controlling that is oriented towards responsibility, as well as towards sustainable and long-term value creation. This in turn is intended to create a high level of transparency for all stakeholders in the company.

The Code is publicly accessible at www.corporate-governance.at. The Code is based on the guidelines of the Austrian Stock Corporation Act (UGB), the Stock Exchange Act and the Capital Market Act, European Union recommendations concerning the tasks of supervisory board members and the remuneration of management board members, and the principles of the OECD guidelines on corporate governance. It is based on a voluntary commitment.

The Management and Supervisory Boards of AMAG Austria Metall AG have recognised and implemented the Code. AMAG Austria Metall AG is consequently committed to adhering to the Austrian Corporate Governance Code in its latest version.

The Corporate Governance Code contains the following rules:

- › “L rules” (legal), these are legally prescribed measures;
- › “C rules” (comply or explain), where a failure to comply must be explained;
- › “R rules” (recommendations) are recommendations that AMAG Austria Metall AG largely follows.

AMAG Austria Metall AG adheres to all “L rules” and “C rules”. As a consequence, the corresponding GRI standards relating to corporate governance are also met.

Pursuant to Rule 62 of the Austrian Corporate Governance Code, compliance with the Code's provisions should be evaluated externally on a regular basis, in other words, at least every three years. The last evaluation was conducted for the 2020 financial year. In accordance with Rule 62 of the Austrian Corporate Governance Code, the next external evaluation is planned for the 2023 financial year.

MANAGEMENT AND SUPERVISORY BOARDS' WORKING METHODOLOGIES

AMAG Austria Metall AG is a public stock corporation established under Austrian law with a Management Board and a Supervisory Board as its management bodies (dualistic system).

The Management Board consisted of three members at the end of 2022. The Supervisory Board appoints the members of the Management Board.

The Management Board conducts business based on the law, the Austrian Corporate Governance Code, the articles of incorporation and the rules of business procedure. These set out regulations for the collaboration between the Management Board members and the allocation of responsibilities. The Management Board members constantly exchange information with each other. At Management Board meetings, they discuss the current course of business, make decisions and pass resolutions. Meetings are to be held at regular intervals, if possible at least every two weeks.

The Management Board informs the Supervisory Board concerning all issues of relevance to financial and strategic business development. This includes the risk position and risk management of both the company and its significant Group companies. Information is provided promptly and comprehensively at regular meetings. Moreover, ongoing coordination occurs between the Supervisory Board Chairman and the Management Board Chairman (CEO). (GRI 2-16, 2-17)

The Supervisory Board supervises the company's Management Board and supports it in the executive management of the company, especially in relation to decisions of fundamental significance. The election of Supervisory Board members occurs at the Annual General Meeting on the basis of the requirements of the Austrian Stock Corporation Act and the Austrian Corporate Governance Code. Accordingly, the persons proposed for election to the Supervisory Board must disclose to the Annual General Meeting their professional qualifications, their professional or comparable functions, and any circumstances that could give rise to concerns about bias.

Management and Supervisory Board members must disclose any conflicts of interest in accordance with the requirements of the Austrian Corporate Governance Code. No divergences from this requirement arose in the reporting year. (GRI 2-15)

COMPOSITION OF THE MANAGEMENT BOARD

In 2022, no changes were made to the AMAG Austria Metall AG Management Board team. The composition of the Management Board is thereby unchanged compared with the previous year. The contracts of Chief Executive Officer Gerald Mayer and Chief Technology Officer Helmut Kaufmann were extended in February 2022. The term of Gerald Mayer's contract was extended until December 31, 2025. Helmut Kaufmann's contract runs until April 30, 2026.

	Mag. Gerald Mayer Chief Executive Officer	Priv.-Doz. Dipl.-Ing. Dr. Helmut Kaufmann Chief Operating Officer	Victor Breguncci, MBA Chief Sales Officer
Year of birth	> 1971	> 1963	> 1975
First appointed as Management Board member	> March 1, 2019: Appointment as Management Board Chairman (Chief Executive Officer) > February 18, 2011: Appointment as Chief Financial Officer > November 2007: Initial appointment to the predecessor company Austria Metall AG	> February 18, 2011: Appointment as Chief Operating Officer > September 2007: Initial appointment to the predecessor company Austria Metall AG	> June 1, 2019: Appointment as Chief Sales Officer
End of the current term of office	> December 31, 2025	> April 30, 2026	> May 31, 2026
Allocated Group functions	> Strategy, M&A, Organisation > Personnel > Communications > Investor Relations/Issuer Compliance > Purchasing > Legal > Controlling > Financial Accounting/Tax > Financial Management > Metals Management	> Production Rolling/Casting > Research/Corporate Technology > Innovation Management > Management Systems > AMAG service GmbH > Information Technology	> Strategic Sales Development > Sales Rolling/Casting > Supply Chain Management > Marketing > Market Monitoring and Development
Supervisory board mandates at other companies	> none	> none	> none

COMPOSITION OF THE SUPERVISORY BOARD (GRI 2-9, 2-10, 2-11, 405-1)

At the Annual General Meeting on April 20, 2022, which was held as a virtual meeting in accordance with the Austrian Corporation Law COVID-19 Directive (COVID-19-GesV), Dr. Wolfgang Bernhard and Thomas Zimpfer were re-elected to the Supervisory Board of AMAG Austria Metall AG. Dr. Mariella Schurz was newly elected to the Supervisory Board of AMAG Austria Metall AG. Patrick Prügger stepped down from the Supervisory Board.

The Supervisory Board of AMAG Austria Metall AG reconstituted itself at its meeting on April 20. Herbert Ortner was re-elected Chairman of the Supervisory Board, and Dr. Heinrich Schaller was re-elected Second Deputy Chairman. Thomas Zimpfer was newly elected as First Deputy Chairman. All Supervisory Board members participated in at least half of the meetings.

SUPERVISORY BOARD MEMBERS AS OF DECEMBER 31, 2022

Dipl.-Ing. Herbert Ortner (1968)

Supervisory Board Chairman

First appointed: April 17, 2018; Reappointment: April 13, 2021

Mandate duration: until the AGM that passes a resolution concerning the discharge for FY 2024

Supervisory board mandates at other listed companies: Semperit AG Holding (Chairman)⁴¹

Mag. Thomas Zimpfer (1983)

First Deputy Supervisory Board Chairman

First appointed: April 10, 2019; Reappointment: April 20, 2022

Mandate duration: until the AGM that passes a resolution concerning the discharge for FY 2025

Supervisory board mandates at other listed companies: -

Dr. Heinrich Schaller (1959)

Second Deputy Supervisory Board Chairman

First appointed: May 16, 2012; Reappointment: April 13, 2021

Mandate duration: until the AGM that passes a resolution concerning the discharge for FY 2023

Supervisory board mandates at other listed companies: Raiffeisen International AG (Second Deputy Chairman), voestalpine AG (First Deputy Chairman)

Dr. Wolfgang Bernhard (1960)

Supervisory Board member

First appointed: April 10, 2019; Reappointment: April 20, 2022

Mandate duration: until the AGM that passes a resolution concerning the discharge for FY 2025

Supervisory board mandates at other listed companies: Andritz AG

Dipl.-Ing. Walter Oblin (1969)

Supervisory Board member

First appointed: April 13, 2021

Mandate duration: until the AGM that passes a resolution concerning the discharge for FY 2024

Supervisory board mandates at other listed companies: -

Univ.-Prof. Dr. Sabine Seidler (1961)

Supervisory Board member

First appointed: May 16, 2012; Reappointment: July 21, 2020

Mandate duration: until the AGM that passes a resolution concerning the discharge for FY 2023

Supervisory board mandates at other listed companies: -

Dipl.-Ing. Franz Viehböck (1960)

Supervisory Board member

First appointed: April 16, 2015; Reappointment: April 17, 2018

Mandate duration: until the AGM that passes a resolution concerning the discharge for FY 2022

Supervisory board mandates at other listed companies: -

DR. MARIELLA SCHURZ (1974 – 2022)

Dr. Mariella Schurz was newly elected to the Supervisory Board of AMAG Austria Metall AG at the Annual General Meeting on April 20, 2022 (mandate duration: until the end of the AGM that passes a resolution concerning the discharge for FY 2024). We were deeply saddened to learn of the sudden death of Mariella Schurz in November 2022. With the passing of Mariella Schurz, we have lost a valuable companion who always supported AMAG Austria Metall AG with advice and action, humanity, commitment and expertise.

⁴¹ Until 27 December, 2022

WORKS COUNCIL DELEGATES

Martin Aigner (1968)

Supervisory Board member

Delegated: January 1, 2017

Max Angermeier (1958)

Supervisory Board member

Delegated: April 14, 2011

Robert Hofer (1977)

Supervisory Board member

Delegated: December 31, 2011

Günter Mikula (1966)

Supervisory Board member

Delegated: August 1, 2014

DISCLOSURES ON THE INDEPENDENCE OF SUPERVISORY BOARD MEMBERS

The Supervisory Board determines the criteria for its independence. This is based on Annex 1 of the Corporate Governance Code. All Supervisory Board members confirmed that they consider themselves independent (Rule 53). This applies to all Supervisory Board members elected by the Shareholders' General Meeting. **(GRI 2-10)**

Rule 54 is not applicable to AMAG Austria Metall AG at present. The reason for this is the low free float of less than 20 %.

SUPERVISORY BOARD COMMITTEES (GRI 2-9, 2-10)

The articles of incorporation authorise the Supervisory Board to form committees from among its members. They also define their tasks and rights. Furthermore, they can delegate to the committees the right to take decisions. The employee representatives on the Supervisory Board are entitled to delegate members to the Supervisory Board's committees. This is based on Section 110 (1) of the Austrian Work Organisation Act (ArbVG). This does not apply to committees that handle relationships between the company and its Management Board members.

AUDIT COMMITTEE

The Audit Committee performs the tasks assigned to it in accordance with Section 92 (4a) AktG. It is responsible for the auditing and preparation of the adoption of the separate annual financial statements, the proposal for distributing profit, the management report, the corporate governance report and the examination of the risk management system. It is also required to examine the consolidated financial statements. Furthermore, it makes a proposal for the election of the auditor of the financial statements, checks and monitors its independence, and approves and controls the provided non-audit services. The chair of the Audit Committee determines the mutual communication between the auditor and the Audit Committee (C Rule 81a ÖCGK). The committee is obligated to report to the Supervisory Board on its activities.

Members of the Audit Committee as of December 31, 2022:

- > Dipl.-Ing. Walter Oblin (chair and finance expert)
 - > Dipl.-Ing. Herbert Ortner (deputy chair)
 - > Dr. Heinrich Schaller
 - > Mag. Thomas Zimpfer
 - > Max Angermeier
 - > Robert Hofer
-

NOMINATION COMMITTEE

The tasks of the Nomination Committee include succession planning, the submission of proposals to the Supervisory Board for filling vacant Management Board mandates and the submission of proposals to the Annual General Meeting for filling vacant Supervisory Board mandates. The committee is also required to give its agreement to appointing and dismissing Group companies' managing directors.

Members of the Nomination Committee as of December 31, 2022:

- > Dipl.-Ing. Herbert Ortner (chair)
 - > Mag. Thomas Zimpfer (deputy chair)
 - > Dr. Heinrich Schaller
 - > Dipl.-Ing. Franz Viehböck
 - > Max Angermeier
 - > Robert Hofer
-

STRATEGY COMMITTEE

The Strategy Committee's tasks include discussing the corporate strategy, current strategy implementation controlling, and strategy process controlling.

Members of the Strategy Committee as of December 31, 2022:

- > Dipl.-Ing. Herbert Ortner (chair)
 - > Mag. Thomas Zimpfer (deputy chair)
 - > Dr. Wolfgang Bernhard
 - > Dr. Heinrich Schaller
 - > Max Angermeier
 - > Robert Hofer
-

REMUNERATION COMMITTEE

The Remuneration Committee is responsible for drafting and concluding as well as amending and terminating employment agreements with Management Board members. In addition, it is responsible for the preparation and review of the remuneration policy for Management Board and Supervisory Board members and for monitoring the implementation of the remuneration policy for Management Board members. Furthermore, it controls the processing and execution of Management Board contracts and supports the Management Board in preparing the remuneration report.

Members of the Remuneration Committee as of December 31, 2022:

- > Dipl.-Ing. Herbert Ortner (chair)
 - > Mag. Thomas Zimpfer (deputy chair)
 - > Max Angermeier
-

COMMITTEE FOR URGENT MATTERS

The Committee for Urgent Matters is authorised to make decisions. The precondition for this is that the decision cannot be postponed until the next ordinary Supervisory Board meeting.

Members of the Committee for Urgent Matters as of December 31, 2022:

- > Dipl.-Ing. Herbert Ortner (chair)
 - > Mag. Thomas Zimpfer (deputy chair)
 - > Dr. Heinrich Schaller
 - > Max Angermeier
 - > Robert Hofer
-

NUMBER AND MAIN FOCUSES OF SUPERVISORY BOARD AND COMMITTEE MEETINGS

The tasks of the Supervisory Board are set out in both the company's articles of incorporation and the law. The Supervisory Board performed its duties at five ordinary meetings. AMAG Group's current business and financial position was reported on an ongoing basis at these meetings. In close coordination with the Management Board, measures were evaluated and discussed to secure energy supplies at the Ranshofen site and to contain the negative influences of the high energy prices and inflation rate. In addition, the Supervisory Board dealt with a corresponding update on the implementation of the concept approved in 2019 for the company's further strategic alignment. The potential effects of the energy transition on AMAG Group and corresponding measures also formed the focus of the discussions. Necessary investments for continuous site development were approved. In addition to planning for the 2023 financial year and medium-term planning up to 2027, further focus areas of Supervisory Board meetings included, in particular, ESG topics, the company's personnel development as well as topics relating to research & development and digitalisation.

Moreover, the annual evaluation of the Supervisory Board's activities in relation to their effectiveness and efficiency was conducted. Recommendations for improvements were discussed and derived on this basis. **(GRI 2-18)**

In addition, the contracts of Chief Executive Officer Gerald Mayer and Chief Technology Officer Helmut Kaufmann were extended.

The Audit Committee held three meetings. At these, the committee focused on the preparation and examination of the company's consolidated and separate financial statements, the audit results and the auditor's planning for 2022. Further topics included the requirements of the EU Taxonomy Regulation, the effectiveness and functioning of the internal control system, risk management and specific financial accounting issues.

The Nomination Committee met twice in 2022 and dealt with the contract extensions of Gerald Mayer as Chief Executive Officer and Helmut Kaufmann as Chief Technology Officer, as well as with the nominations to the Supervisory Board.

The Remuneration Committee convened twice during the 2022 financial year. The focus was on the target agreements with the members of the Management Board, the preparation of the remuneration report, the extension of the contracts of Gerald Mayer and Helmut Kaufmann, as well as the inclusion of ESG targets in Management Board contracts and in the remuneration policy.

The Strategy Committee held two meetings in 2022. The focus was on energy supplies at the Ranshofen site, market-relevant topics and the implementation and update of the AMAG Group strategy that had been approved. **(GRI 2-17)**

REMUNERATION REPORT FOR THE MANAGEMENT AND SUPERVISORY BOARDS

With the Austrian Stock Corporation Law Amendment Act 2019 (AktRÄG [BGBl I 2019/63]), the provisions relating to the disclosure of the total remuneration of the individual members of the Management Board and the principles of the remuneration policy no longer apply. This information is now given in detail in the remuneration report to be submitted to the Annual General Meeting for voting (Section 78d AktG). In accordance with the requirements of the GRI Universal Standards 2021, selected disclosures about the remuneration policy and the remuneration itself are presented below.

The principles applied in determining the remuneration of the Management and Supervisory Boards of AMAG Austria Metall AG are set out in the remuneration policy of AMAG Austria Metall AG. The primary aim of the remuneration policy is to promote the long-term and sustainable development of the company. A remuneration policy for AMAG Austria Metall AG was approved for the first time by the Annual General Meeting on July 21, 2020. Due to the issue of sustainability, which is becoming increasingly significant for all companies and especially for AMAG, the principles of the remuneration policy in the new version, which was adopted on 20 April 2022, have been adjusted in order to add two to four sustainability targets from a predefined catalogue of criteria to the long-term variable performance bonus (LTI) for Management Board members, in addition to the existing criteria. **(GRI 2-20, 2-19)**

The Supervisory Board's Remuneration Committee is responsible for preparing, regularly reviewing and monitoring the implementation of the remuneration policy for the Management Board. The Supervisory Board as a plenum bears responsibility for the final determination of this remuneration policy. If necessary, the Remuneration Committee and/or the Supervisory Board are supported by an external remuneration consultant. In order to avoid conflicts of interest, care is taken to ensure that any advisor to whom recourse is made does not at the same time advise the Management Board on remuneration issues. **(GRI 2-20)**

When determining Management Board remuneration, the tasks and performance of the individual Management Board members, the company's situation and standard remuneration levels are taken into consideration. The individual Management Board members' professional experience and responsibility as well as the scope and complexity of their activities are also taken into consideration. A horizontal remuneration comparison with other Austrian and German industrial companies is applied in order to achieve competitive Management Board remuneration in line with the market, in order to attract, motivate and retain the most qualified Management Board members for the company. Furthermore, the remuneration and employment conditions of the company's employees are taken into consideration, in order to set the Management Board's remuneration in relation to the company's remuneration structure. (GRI 2-19, 2-20)

The Management Board members' remuneration comprises both non-performance-based and performance-based components as follows:

The basic salary represents a fixed payment at a competitive level, incentivising the Management Board members to act in the company's best interests, taking into consideration shareholders' and employees' interests, as well as the public interest.

The short-term variable incentive (STI) is based on the company's performance during the past financial year, and depends on the financial targets for consolidated EBITDA and consolidated ROCE, as well as non-financial criteria.

The long-term variable incentive (LTI) comprises multi-year, performance-based remuneration aimed at achieving a long-term incentive effect. The LTI is granted on a rolling basis, i.e. in annual tranches with three-year assessment periods each. For this purpose, financial performance criteria and, from the 2022 financial year, sustainability criteria will be applied, in other words, consolidated net income after taxes, consolidated ROCE, sustainability criteria to be defined per tranche, and – given a free float of at least 20 % – the company's capital market performance in relation to selected peer companies (relative TSR).

As far as C Rule 27 of the Austrian Corporate Governance Code (ÖCGK) is concerned, the remuneration policy makes provision whereby the company can reclaim variable remuneration components if it transpires they were paid out on the basis of manifestly false data ("clawback").

The Remuneration Committee reserves the right to award special bonuses for particular services over and above the variable performance bonuses mentioned previously, provided that such particular services shall have created a future-related benefit for the company. These special bonuses are intended

to motivate the members of the Management Board to manage the company in a long-term and sustainable manner.

It is permissible to grant sign-on and retention bonuses to members of the Management Board. This may be necessary in order to recruit particularly qualified Management Board members for the company, or to retain them for the company.

AMAG Austria Metall AG makes contributions to an external pension fund for the Management Board members it employs. The amount of such payments is agreed individually in the employment contracts and amounts to between 5 % and 15 % of the annual basic salary. In general, no provision is made for early retirement programs. (GRI 2-19)

The highest paid individual remuneration per year can vary significantly due to the performance-based salary components. In 2022, the ratio of highest paid remuneration (including STI remuneration components and excluding vested LTI entitlements) to the average remuneration of employees (excluding the Management Board and employees of the Alouette interest) stood at 15. The highest paid remuneration (including STI remuneration components and excluding vested LTI entitlements) shows no change compared to the previous year. The average employee remuneration has increased by 6 % compared to the 2021 financial year. The key figures stated were calculated on a full-time equivalent basis including all ancillary costs. (GRI 2-21)

DIVERSITY CONCEPT AND PROMOTION OF WOMEN

Respect, diversity and inclusion form integral and indispensable elements of the corporate culture of AMAG Austria Metall AG, and are taken into consideration in appointments to all functions. For Supervisory Board appointments proposed to the Annual General Meeting and when nominating Management Board members, attention is paid to a balance in relation to qualifications and diversity, as these contribute significantly to the professionalism and effectiveness of the work of the Supervisory and Management boards. Along with specialist and personal qualifications, this approach also includes aspects such as age structure, origin, gender, education and experience. A diversity concept in written form was approved as of February 7, 2018.

The basis for decisions on the appointment of employee representatives to the Supervisory Board is the results of works council elections at the individual Group companies and the subsequent passing

of resolutions – subject to an absolute majority – at the constitutive meeting of the Group Works Council.

The proportion of women employed in Ranshofen and at AMAG components stood at 15 % in the 2022 financial year, and the proportion of women in management positions was recorded at 13 %. The proportion of female apprentices totalled 23 %. Univ.-Prof. Dr. Sabine Seidler has been a member of the AMAG Austria Metall AG Supervisory Board since 2012. Dr. Mariella Schurz, who was elected to the Supervisory Board of AMAG Austria Metall AG on April 20, 2022, died suddenly and unexpectedly in November 2022. At present, the Management Board does not include any women. The non-financial statement in the Group management report presents more information on the topic of equal opportunities and diversity. AMAG is committed to equal opportunities, and rejects any type of discrimination, especially based on age, gender, skin colour, sexual orientation, background, religion or handicap. [\(GRI 2-10, 405-1\)](#)

COMPLIANCE

Compliance forms a central element of good corporate governance and comprises a basic prerequisite for sustainable corporate performance and success. AMAG operates a comprehensive compliance system, which is described in detail in the non-financial statement in the Group management report.

CHANGES AFTER THE REPORTING DATE

No changes occurred to reportable matters between the reporting date and the date when the corporate governance report was prepared.

CONSOLIDATED FINANCIAL STATEMENTS

Group management report

Corporate governance

Consolidated financial statements

131	Consolidated balance sheet
132	Consolidated statement of profit or loss
133	Consolidated statement of comprehensive income
134	Consolidated statement of cash flows
135	Consolidated statement of changes in equity
136	Notes to the consolidated financial statements
136	The company
136	Basis of accounting
136	Currency translation
137	Consolidation principles
140	Accounting policies
141	Accounting judgements and estimates
145	Segment reporting
149	Notes to the consolidated balance sheet
175	Notes to the consolidated statement of profit or loss
182	Notes to the consolidated statement of cash flows
184	Financial instruments
211	Contingent liabilities and guarantees
211	Related party disclosures
214	Supplementary information
214	Approval
215	Management Board statement pursuant to Section 124 (1) BörseG 2018
216	Audit opinion

Jahresabschluss per 31. Dezember 2022 (in German)

CONSOLIDATED BALANCE SHEET AS OF DECEMBER 31, 2022

ASSETS IN EUR THOUSAND	Section H	December 31, 2022	December 31, 2021
Intangible assets and goodwill	1	15,077	14,394
Property, plant and equipment	1	720,700	719,636
Equity accounted investments	2	1,516	1,514
Other non-current assets and financial assets	3	15,297	37,708
Deferred tax assets	4, 110	17,167	23,076
Non-current assets		769,757	796,328
Inventories	5	486,882	396,621
Trade receivables	6	166,810	153,687
Current tax assets	110	1,880	26
Other current assets	7	79,465	73,328
Contract assets	8	2,419	2,340
Cash and cash equivalents	9	285,672	171,431
Current assets		1,023,128	797,432
TOTAL ASSETS		1,792,885	1,593,760

EQUITY AND LIABILITIES IN EUR THOUSAND	Section H	December 31, 2022	December 31, 2021
Share capital	10	35,264	35,264
Capital reserves	10	377,661	377,661
Retained earnings	10	297,390	216,549
Equity		710,314	629,474
Non-current provisions	11, 12	74,733	105,436
Interest-bearing non-current financial liabilities	13	515,769	396,002
Other non-current liabilities and grants	14	73,320	73,798
Deferred tax liabilities	15, 110	4,845	2
Non-current liabilities		668,666	575,237
Current provisions	11, 12	36,100	20,570
Interest-bearing current financial liabilities	13	163,251	121,628
Trade payables	16	112,313	107,860
Current tax liabilities	110	76	20,947
Other current liabilities and grants	14	102,164	118,044
Current liabilities		413,904	389,049
TOTAL EQUITY AND LIABILITIES		1,792,885	1,593,760

The following notes to the consolidated financial statements form an essential part of the consolidated balance sheet.

CONSOLIDATED STATEMENT OF PROFIT AND LOSS FOR THE 2022 FINANCIAL YEAR

ACCORDING TO THE COST OF SALES METHOD IN EUR THOUSAND	Section I	1-12/2022	1-12/2021
Revenue	1	1,726,705	1,259,406
Cost of sales	2, 4, 6	-1,427,076	-1,028,425
Gross profit		299,628	230,981
Other income	3	18,170	8,591
Selling and distribution expenses	2, 4, 6	-86,940	-68,584
Administrative expenses	2, 4, 6, 7	-42,151	-39,290
Research and development expenses	2, 4, 5, 6	-19,203	-16,707
Other expenses	2, 4, 6	-9,998	-13,323
Share of profit of associates	8	157	120
Earnings before interest and taxes (EBIT)		159,663	101,789
Net interest result		-11,490	-10,330
Other financial result		692	1,577
Net financial income (expenses)	9	-10,798	-8,754
Earnings before taxes (EBT)		148,865	93,035
Income taxes	10	-39,585	-28,421
Net income after taxes		109,280	64,614
thereof attributable to the owners of the company		109,280	65,277
thereof attributable to non-controlling interests		0	-664
Total number of nil par value shares		35,264,000	35,264,000
Earnings per share		3.10	1.85
Proposed dividend per nil par value share (in EUR)	H10	1.50	1.50

The following notes to the consolidated financial statements form an essential part of the consolidated statement of profit and loss.

CONSOLIDATED STATEMENT OF COMPREHENSIVE INCOME FOR THE 2022 FINANCIAL YEAR

IN EUR THOUSAND

	Section	1-12/2022	1-12/2021
Net income after taxes		109,280	64,614
Items that are or may be reclassified to profit or loss			
Currency translation differences		9,320	14,219
Changes in the hedging reserve	K		
Recognised expenses and income during the financial year		-63,894	-89,210
Reclassifications of amounts that have been recognised in the statement of profit or loss		50,229	28,722
Deferred taxes relating thereto		3,944	15,604
Currency translation differences		-1,632	-1,572
Changes in fair value reserve	K	80	-817
Deferred taxes relating thereto		-42	204
Items that will never be reclassified to profit or loss			
Changes in revaluation reserve	H10	101	68
Deferred taxes relating thereto		0	-17
Remeasurement of defined benefit plans	H11	36,981	16,903
Deferred taxes relating thereto		-9,887	-4,428
Currency translation differences		-848	-1,156
Share of other comprehensive income of associates	H2	47	5
Deferred taxes relating thereto		-11	-1
Other comprehensive income for the year, net of income tax		24,388	-21,476
TOTAL COMPREHENSIVE INCOME FOR THE YEAR		133,668	43,137
thereof attributable to the owners of the company		133,668	43,801
thereof attributable to non-controlling interests		0	-664

CONSOLIDATED STATEMENT OF CASH FLOWS FOR THE 2022 FINANCIAL YEAR

IN EUR THOUSAND	Section	1-12/2022	1-12/2021
Earnings before taxes (EBT)		148,865	93,035
Net interest result	I9	11,490	10,330
Share of profit of associates	I8	-157	-120
Depreciation on non-current assets	I6	87,456	84,398
Losses/gains from the disposal of non-current assets		331	718
Proceeds from dividends		201	502
Other non-cash expenses/income	J	-1,347	37
Changes in inventories		-88,231	-132,465
Changes in trade receivables		-13,107	-40,337
Changes in trade payables		-5,393	43,443
Changes in provisions		17,050	8,138
Changes in derivatives		-3,849	-12,535
Changes in contract assets		-79	-552
Changes in other receivables and liabilities		-13,515	9,692
		139,715	64,282
Tax payments		-46,603	-11,529
Interest received		1,926	284
Interest paid		-8,964	-7,445
Cash flow from operating activities		86,074	45,592

IN EUR THOUSAND	Section	1-12/2022	1-12/2021
Proceeds from disposals of non-current assets		2,291	755
Payments for investments in property, plant and equipment and intangible assets		-78,423	-72,987
Proceeds from grants for investments		1,185	1,265
Receivable from purchase price refund		0	1,200
Cash flow from investing activities		-74,946	-69,767
Repayments of borrowings	J	-254,070	-184,766
Proceeds from borrowings	J	412,539	83,356
Dividends paid	H10	-52,896	-17,632
Cash flow from financing activities		105,573	-119,042
Change in cash and cash equivalents		116,700	-143,217
Cash and cash equivalents at the beginning of the period	J, H9	171,431	304,899
Effect of exchange rate changes on cash and cash equivalents		6,980	9,749
Reclassifications from cash and cash equivalents		-9,440	0
CASH AND CASH EQUIVALENTS AT THE END OF THE PERIOD	J, H9	285,672	171,431

CONSOLIDATED STATEMENT OF CHANGES IN EQUITY FOR THE 2022 FINANCIAL YEAR

CONSOLIDATED FINANCIAL STATEMENTS
CONSOLIDATED STATEMENT OF CHANGES IN EQUITY

135

IN EUR THOUSAND	Section	Share capital	Capital reserves	Hedging reserve	Fair value reserve	Revaluation reserve	Revaluation of defined benefit plans	Exchange differences	Retained earnings	Equity attributable to owners of the company	Non-controlling interests	Equity
Balance as of January 1, 2021		35,264	377,661	-5,587	-286	806	-43,112	32,306	205,332	602,385	314	602,698
Net income after taxes									65,277	65,277	-664	64,614
Other comprehensive income for the year net of tax				-46,456	-613	51	11,322	14,219		-21,476	0	-21,476
Total comprehensive income for the year				-46,456	-613	51	11,322	14,219	65,277	43,801	-664	43,137
Change in ownership structure									920	920	350	1,270
Dividend distributions	H10								-17,632	-17,632	0	-17,632
Balance as of December 31, 2021 = January 1, 2022		35,264	377,661	-52,044	-898	858	-31,789	46,525	253,898	629,474	0	629,474
Net income after taxes									109,280	109,280	0	109,280
Other comprehensive income for the year net of tax				-11,352	37	100	26,282	9,320		24,388	0	24,388
Total comprehensive income for the year				-11,352	37	100	26,282	9,320	109,280	133,668	0	133,668
Effect of hyperinflation	E								69	69	0	69
Dividend distributions	H10								-52,896	-52,896		-52,896
BALANCE AS OF DECEMBER 31, 2022		35,264	377,661	-63,395	-861	958	-5,507	55,845	310,351	710,314	0	710,314

A THE COMPANY

The corporate purpose of AMAG Austria Metall AG and its Group companies (referred to below as “AMAG Group” or “AMAG”) comprises the production, processing and distribution of aluminium, and of aluminium wrought and cast products.

As an Austrian holding company, AMAG Austria Metall AG is registered in the companies register at Ried im Innkreis District Court, and its headquarters are located in 5282 Ranshofen, Lamprechtshausener Straße 61, Austria. The company prepares consolidated financial statements as the ultimate parent company of AMAG Group. The shares of AMAG Austria Metall AG have been listed on the Prime Market of the Vienna Stock Exchange since April 8, 2011. AMAG Group companies are included in the consolidated financial statements of B&C Holding Österreich GmbH. B&C Privatstiftung, based in Vienna, Austria, is the ultimate parent company of B&C Holding Österreich GmbH, and consequently of the company.

B BASIS OF ACCOUNTING

Conformity with IFRS

The consolidated financial statements for the 2022 financial year were prepared in accordance with International Financial Reporting Standards (IFRS) and the interpretations of the International Financial Reporting Interpretations Committee (IFRS-IC) as formulated by the International Accounting Standards Board (IASB) and adopted by the European Union, which require mandatory application in 2022, as well as in accordance with Section 245a of the Austrian Commercial Code (UGB).

Functional currency

The consolidated financial statements have been prepared in euros, the functional currency of the Group parent company. The amounts presented in the consolidated financial statements have been commercially rounded to the nearest thousand. The totals of the values and percentages presented may differ as the result of such rounding.

C CURRENCY TRANSLATION

The consolidated financial statements of AMAG Austria Metall AG have been prepared in euros, and the separate financial statements of the consolidated companies have been prepared in their respective functional currencies. When preparing the consolidated financial statements, the assets and liabilities of entities applying a functional currency other than the euro are translated at the European Central Bank reference rate as at the end of the reporting period, and their statements of profit or loss at the annual average of the reference rate. Any resultant differences are recognised under the exchange differences item in other comprehensive income. In the event of the disposal of a foreign operation, the related exchange differences recognised as other comprehensive income are reclassified to profit or loss.

Foreign currency transactions are recognised on the transaction date applying the exchange rate prevailing at that date. Monetary foreign currency positions are measured applying the rates as of the balance sheet date. Translation differences are recognised in profit or loss in the period in which they occur. Non-monetary items measured at historical cost in a foreign currency are translated applying the exchange rate at the transaction date. Non-monetary items measured at fair value in a foreign currency are translated applying the exchange rate at the date when the fair value was measured. In the year under review, translation differences of EUR 7,087 thousand were recognised in profit or loss (previous year: EUR -2,959 thousand).

The exchange rates of the currencies that are of significance for AMAG Group have changed as follows:

EXCHANGE RATES PER EUR

	Closing rate		Annual average rate	
	December 31, 2022	December 31, 2021	1-12/2022	1-12/2021
U.S. Dollar (USD)	1.0666	1.1326	1.0539	1.1835
Canadian Dollar (CAD)	1.4440	1.4393	1.3703	1.4835
Pound Sterling (GBP)	0.8869	0.8403	0.8526	0.8600
Japanese Yen (JPY)	140.6600	130.3800	138.0051	129.8575
Taiwan Dollar (TWD)	32.7235	31.5030	31.3187	33.0230
Chinese Yuan Renminbi (CNY)	7.3582	7.1947	7.0801	7.6340
Czech Koruna (CZK)	24.1160	24.8580	24.5603	25.6468
Turkish Lira (TRY)	19.9649	15.2335	17.3849	10.4670

D CONSOLIDATION PRINCIPLES

Scope of consolidation and consolidation method

Business combinations are accounted for applying the purchase method. The cost of an acquisition is measured as the sum of the consideration transferred, measured at fair value as of the acquisition date, and the non-controlling interest in the acquiree.

As of December 31, 2022, the scope of consolidation of AMAG Group, including AMAG Austria Metall AG as the parent company, includes 25 fully consolidated companies, one joint operation and one equity accounted company. In the previous year, the scope of consolidation was expanded to include AMAG Alüminyum Ticaret Limited Şirketi, Istanbul, Turkey, a company newly founded on June 30, 2021.

The consolidated financial statements include AMAG Austria Metall AG and the entities it controls. Control exists when AMAG Austria Metall AG has exposure, or rights, to variable returns from its

involvement with an investee, and has the ability to use its power over the investee to affect the amount of the investor's returns.

Through AMAG Erste Beteiligungsverwaltungs GmbH, AMAG Austria Metall AG wholly owns Austria Metall GmbH, which, in turn, directly or indirectly wholly owns the other consolidated companies. Austria Metall GmbH in turn held a 70 % interest in Aircraft Philipp as of December 31, 2020, through AMAG components Deutschland GmbH. In June 2021, a shareholders' agreement led to the acquisition of the remaining interest as of year-end. This shareholders' agreement led to the economic attribution of the remaining 30 % interest in AMAG components to AMAG. For this reason, the acquisition of the non-controlling interests was recognised as of June 30, 2021. A detailed presentation of the consolidated subsidiaries and the interests held in them is presented in the overview on the next page.

The annual financial statements of the subsidiaries that are included in consolidation are based on uniform accounting policies. The reporting date of all these companies was December 31, 2022.

Intragroup transactions are eliminated on consolidation.

Intragroup trade receivables and other assets are offset against intragroup liabilities as part of the consolidation of liabilities. All intragroup expenses and income are eliminated as part of the consolidation of expenses and income, as well as intragroup profit or loss arising from intragroup delivery and service transactions.

Group companies

CORPORATE NAME	Registered office	Shares in %
Fully consolidated companies		
AMAG Austria Metall AG (parent company)	Ranshofen, A	
AMAG Erste Beteiligungsverwaltungs GmbH	Ranshofen, A	100.0
Austria Metall GmbH	Ranshofen, A	100.0
Aluminium Austria Metall Québec Inc.	Montréal, CAN	100.0
AMAG metal GmbH	Ranshofen, A	100.0
AMAG casting GmbH	Ranshofen, A	100.0
AMAG rolling GmbH	Ranshofen, A	100.0
AMAG Asia Pacific Ltd.	Taipei City, TW	100.0
AMAG Benelux B.V.	Delft, NL	100.0
AMAG China Co. Ltd.	Shanghai, CN	100.0
AMAG Deutschland GmbH	Neu-Ulm, G	100.0
AMAG rolling Eastern Europe, s.r.o.	Prague, CZ	100.0
AMAG France S.A.R.L.	Suresnes, F	100.0
AMAG rolling Iberia S.L.	Madrid, E	100.0
AMAG Italia S.R.L.	Milan, IT	100.0
AMAG Alüminyum Ticaret Limited Şirketi	Istanbul, TR	100.0
AMAG UK Ltd.	East Horsley, Surrey, GB	100.0
AMAG USA Corp.	Upper Saddle River, New Jersey, USA	100.0
AMAG service GmbH	Ranshofen, A	100.0
Metallwerk Furth GmbH	Furth im Wald, G	100.0
coiDNA GmbH	Linz, A	100.0

AMAG components GmbH	Ranshofen, A	100.0
AMAG components Deutschland GmbH	Übersee, G	100.0
AMAG components Übersee GmbH	Übersee, G	100.0
AMAG components Karlsruhe GmbH	Karlsruhe, G	100.0

Companies consolidated for its interest

Aluminerie Alouette Inc. (direct shareholder is the fully consolidated Aluminium Austria Metall Québec Inc.)	Sept-Îles, CAN	20.0
--	----------------	------

Associated companies

Speditionsservice Ranshofen Gesellschaft m.b.H.	Ranshofen, A	25.1
---	--------------	------

Non-consolidated companies

Ausbildungszentrum Braunau Ges.m.b.H.	Braunau, A	20.0
APK Pensionskasse AG	Vienna, A	2.0
unit-IT Dienstleistungs GmbH & Co KG	Linz, A	12.6
unit-IT Dienstleistungs GmbH	Linz, A	12.6

The sales company AMAG Alüminyum Ticaret Limited Şirketi, Istanbul, Turkey, was newly founded as of June 30, 2021. The shareholdings are unchanged compared with the previous year. [\(GRI 2-2\)](#)

Corporate acquisitions

As in the previous year, no corporate acquisitions or disposals were realised in the 2022 financial year.

Jointly controlled operation

The Group operates an aluminium smelter in Canada as part of a joint arrangement with other companies (Aluminerie Alouette Inc. – hereinafter referred to as “Alouette”). Through this joint arrangement, the parties have joint control of the business operations of the aluminium smelter (see also section F Accounting judgements and estimates). In accordance with the agreement, a 20 % share of the assets, obligations for liabilities, and expenses is attributable to the Group. As a consequence, pursuant to IFRS 11, the Group assumes the proportionate assets, obligations for liabilities and expenses in this jointly controlled operation. Each party itself is responsible for sales, as Alouette does not realise revenues with third parties.

The consolidated financial statements as of December 31, 2022 comprise the following amounts for the jointly controlled operation of Aluminerie Alouette Inc.:

AMOUNTS OF JOINTLY CONTROLLED OPERATIONS IN EUR THOUSAND	2022	2021
Non-current assets	128,274	149,103
Current assets	47,686	27,243
Non-current provisions and liabilities	99,613	109,078
Current provisions and liabilities	41,646	42,404
Expenses	186,090	136,987

The significant arrangements relating to the joint operation of the Alouette smelter are set out in a consortium agreement. In the case of significant decisions regarding Alouette’s business, resolutions with a minimum 90 % approval are required. With the present ownership structure, or even with a change in structure, the risk exists of conflicting interests among shareholders.

Pursuant to the existing consortium agreement, obligations exist that are of essential importance for current production operations. A failure to satisfy such obligations could result in a loss of co-determination rights, implying liability on the part of AMAG for potential losses. This applies, for example, with respect to the procurement of AMAG’s share of the alumina required for production.

Equity accounted investments

The associate’s results and assets are included in the consolidated financial statements by applying the equity method. Interests in associates are carried on the balance sheet at cost, adjusted for changes in the share of net assets after the acquisition date as well as for impairment losses. For further details, please refer to section H Notes to consolidated balance sheet item 2.

E ACCOUNTING POLICIES

First-time mandatory or early adoption of standards

In the 2022 financial year, no amended standards were applied for the first time as required, or were adopted early.

Miscellaneous amendments to standards

The following standards revised by the IASB have required mandatory application since January 1, 2022:

- › Amendments to IFRS 3 Business Combinations, IAS 16 Property, Plant and Equipment, IAS 37 Provisions, Contingent Liabilities and Contingent Assets, Annual Improvements 2018 - 2020 (IFRS 1, IFRS 9, IAS 41, IFRS 16)

The above standards lead to no significant changes compared with the previous year, and they have no significant effects on the accounting policies applied within AMAG Group.

Standards adopted, but not yet applied

Application of the following new, revised or supplemented standards of the IASB and interpretations of the IFRS IC is voluntary, and these will not be applied early:

STANDARD/ INTERPRETATION	Application mandatory	Endorsement status	Impact on the consolidated financial position of AMAG Group
Amendments to IFRS 17 Initial Applications of IFRS 17 and IFRS 9 - Comparative Information	01/01/2023	08/09/2022	currently no impact
Amendments to IAS 12 Deferred Tax related to Assets and Liabilities arising from a Single Transaction	01/01/2023	11/08/2022	currently no impact
Amendments to IAS 1 Disclosure on Accounting Policies	01/01/2023	02/03/2022	currently no impact
Amendments to IAS 8 Definition of Accounting Estimates	01/01/2023	02/06/2022	currently no impact
IFRS 17 Insurance contracts	01/01/2023	19/11/2021	currently no impact
Amendments to IAS 1 Classification of liabilities as current or non- current	01/01/2024	-	currently no impact
Amendments to IFRS 16 Lease Liability in a Sale and Leaseback	01/01/2024	-	currently no impact

Going concern

Due to the risks relating to the Ukraine war described in the Group management report, the going concern assumption was reviewed. No indications exist that necessitate a divergence from the going concern assumption. In the event of a stoppage of natural gas supplies and consequent production losses at the Ranshofen site, AMAG Group's interest in the Alouette smelter provides it with an essential line of business that can produce independently of Russian energy supplies.

As of December 31, 2022, the Group has equity of EUR 710,314 thousand. Furthermore, the Group reports positive cash flow (see consolidated cash flow statement) as well as a cash and cash equivalents position of EUR 285,672 thousand.

According to the management's current assessment, the value of AMAG Group is not at risk. Different scenarios were evaluated with regard to limited supplies of natural gas to the Ranshofen site. Among other assumptions, it was assumed that in the event of a gas outage lasting several months, the company's structural costs could be adjusted accordingly and government support measures (such as short-time working) would be available. Covenants relating to existing financing facilities would have to be renegotiated if necessary. Furthermore, to mitigate the risk, natural gas was purchased for storage.

Significant accounting policies

Accounting and valuation within the Group are based on uniform criteria. For the sake of clarity, items have been summarised on the consolidated balance sheet, the consolidated statement of profit and loss, the consolidated statement of comprehensive income, the consolidated statement of changes in equity and the consolidated statement of cash flows, and are listed and explained separately in the notes to the financial statements in accordance with the principle of materiality.

The valuation principles applied in the preparation of the consolidated financial statements are based on historical cost – with the exception of securities and derivative financial instruments, which are measured at fair value.

As of June 30, 2022, Turkey was classified as a hyperinflationary economy for the first time in accordance with IAS 29. For this reason, these regulations were applied to the translation of the sales company Alüminyum Ticaret Limited Şirketi. The resultant modifications affect equity in an amount of EUR 69 thousand as of January 1, 2022. The Turkish Tüketici fiyat endeksi (TÜFE) was used for

the calculation. In the 2022 financial year, the effect in the statement of profit and loss amounts to EUR 105 thousand.

Non-current and current assets and liabilities

Pursuant to IAS 1, the consolidated balance sheet is structured on a term basis. Assets and liabilities with terms of up to one year are classified as current, and those with terms of over one year as non-current.

The terms are always determined with reference to the date at the end of the reporting period.

F ACCOUNTING JUDGEMENTS AND ESTIMATES

Accounting judgements

In the case of the interest held in the Canadian smelter Aluminerie Alouette Inc., Sept-Îles, a discretionary assessment was made as to whether this is to be classified as a jointly controlled operation (IFRS 11.15). Within AMAG Group, the classification occurred mainly for the following reasons:

- › The agreement between the various partners regulates the joint control of Alouette's operations.
- › The partners own pro rata shares of all of the company's assets.
- › Alouette's sales to third parties are very minor and the parties are obligated to purchase the entire production on a pro rata basis. The partners are also obligated to meet cash calls on a pro rata basis in order to fulfil Alouette's financing and liquidity requirements.
- › For this reason, the partners are the primary source of cash flows, and are consequently obligated to cover any debts that Alouette might incur.

Please refer in this context to section D Consolidation principles.

Cash and cash equivalents include money market funds in an amount of EUR 127,104 thousand (previous year: EUR 96,018 thousand). This classification was made for the following reasons: the invested funds can be accessed daily without further restrictions; the money market funds have sufficient liquidity to ensure this. The historical performance shows that the value of the funds is only subject to insignificant fluctuations in value. The funds invest exclusively in high-quality and mainly short-term investments. Furthermore, these investments do not serve as financial investments, but instead serve to meet current payment obligations.

In the 2022 financial year, a money market fund with a current fund volume of EUR 9,440 thousand no longer met the criteria of cash equivalents due to the investment structure, and for this reason a reclassification to non-current financial assets had to be made.

Assumptions and estimation uncertainties

When preparing the consolidated financial statements, it is to some extent necessary to make estimates and assumptions that influence the reported assets, provisions and liabilities, the disclosures of other commitments as at the end of the reporting period, and the presentation of income and expenses for the reporting period. Actual future results may differ from the estimates, and this may have a significant impact on the consolidated financial statements.

The Management Board of AMAG Austria Metall AG believes that it has made reasonable assumptions, such that the consolidated financial statements in all material respects give a true and fair view of the Group's financial position and performance.

The estimates and underlying assumptions are subject to considerable uncertainty, and their accuracy is scrutinised constantly as a consequence. Changes in the estimates are recognised in the periods in which they are made.

Impact of macroeconomic developments

Current macroeconomic developments may have an impact on the financial reporting in the financial statements. In particular, this can affect assumptions in connection with goodwill impairment, the assessment of triggering events, the calculation of provisions and the assessment of deferred taxes. The corresponding analyses were performed:

No indications arose of impairment of assets or of goodwill either during the year or as of December 31, 2022. For further information about the impairment test of goodwill, please refer to the related explanations.

However, as described in the consolidated financial statements, significant cost inflation arose, particularly for energy, primary materials and logistics, which had a corresponding effect on AMAG Group's financial position and performance. In this respect, please also refer to the presentation of the key financial figures in the Group management report. The corresponding assumptions have been included in the calculation of provisions.

Due to higher expected cost increases, especially in the energy sector, this led to an addition to the provision for contract risk in the amount of EUR 31,654 thousand in fiscal year 2022.

In the case of deferred taxes on loss carryforwards, an assessment was made as to whether they could be utilised. The tax planning is based on approved budgets; these reflect the corresponding macroeconomic assessments accordingly. In this context, please refer to section H Notes to the consolidated statement of financial position, subsection 4 Deferred tax assets.

AMAG has no subsidiaries or significant customer relationships with either Russia or Ukraine. For this reason, no significant trade receivables were present as of the reporting date, as a consequence of which no adjustment in the assessment of credit risks from this region was required. At present, no immediate easing of the situation is anticipated (see also the Outlook).

Further information about the economic impact of the Ukraine war on AMAG Group and its key financial figures is contained in the Group management report.

Climate risks

In addition, AMAG evaluates climate-related risks on an ongoing basis as part of systematic risk management. These were also included for the first time this year in the study on the avoidance of significant adverse effects according to EU Taxonomy (Regulation (EU) 2021/2139). If measures arise from risk management that have an impact on the financial reporting, these are recognised accordingly in the financial statements. This is currently the case, in particular, with remediation obligations from previous usage of the site (for more information, please refer to the section H Notes to the consolidated statement of financial position, subsection 12 Other provisions). A strategy has been drawn up for the decarbonisation of all processes that will be necessary in the future. This entailed an analysis to determine whether it led to changes to the useful lives of property, plant and equipment, or additional provisions. The main challenge is the transformation of conventional energy sources, which first of all will require extensive research activities over the coming years. For more information, please refer to the explanations on energy and emissions in the chapter "Commitment to environmental protection" in the non-financial statement in the management report. As of December 31, 2022, this does not have any impact on the financial reporting.

The following notes to the financial statements include information about assumptions and uncertainties relating to estimates which can generate a considerable risk that necessitates a significant adjustment during the following financial year:

Useful lives of intangible assets and property, plant and equipment

The estimated useful lives of depreciable property, plant and equipment, and intangible assets represent the estimated period over which the assets are expected to be utilised. With regard to the change due to changes in the useful lives of intangible assets and property, plant and equipment, please refer to section H Notes to consolidated balance sheet item 1.

Asset impairment tests

Concerning the extent to which assets retain their value at the level of a cash-generating unit, a continuous review is conducted as to whether indications exist of impairment that would necessitate an impairment test. In the case of intangible assets that cannot be utilised yet and intangible assets with an indefinite useful life, impairment testing is also conducted at least annually even if related indications do not exist. In this connection, please refer to section H Notes to consolidated balance sheet item 1.

Financial asset impairment tests

When valuing financial assets, assumptions are to be made especially concerning the likelihood of default and the assessment of the impairment of receivables. These are made on the basis of historical analyses, taking expected future developments into consideration. For more information see section K Financial instruments, in the section Credit risks.

Credit risks relating to trade receivables

The assessment of future developments as part of estimating the need for write-downs on trade receivables was evaluated. Already in the previous year, this led, firstly, to a changed, higher estimate of the probabilities of default as well as a higher risk classification of individual countries. Premiums were calculated on the historical default rates, staggered according to overdue status. Furthermore, according to our assessment, a premium was included in the calculation for particularly affected/critical countries. The risk categories remained unchanged. As of December 31, 2022, EUR 570 thousand (previous year: EUR 1,436 thousand) of loss allowances for receivables were recognised. Details

on the measurement of the valuation adjustments can be found in section K Financial instruments, in the section Credit risks.

Leases

In the course of accounting according to IFRS 16 "Leases", assumptions were made in relation to the contract term and the discount rate applied. The lease term that is determined includes the non-cancellable term of the lease agreement. Cancellation and renewal options are included in the analysis if the exercise is estimated with sufficient certainty and taking into account all facts and circumstances that constitute an economic incentive to exercise. For leases with an indefinite term, the useful life is determined in the same manner as the expected useful life for assets capitalised as non-current assets. A risk-free interest rate relevant to the term, taking into account the respective currency and the company's credit rating, was applied as the discount rate for the valuation of leasing liabilities.

Receivables, other liabilities, and revenue

As part of applying IFRS 15, estimates and assumptions based on analyses of past data and taking into consideration expected future developments were made in relation to variable payments (contractually agreed bonuses and graduated prices) as well as in the deferral of expected transportation costs deriving from customer contracts with the CIF, CFR or CIP supply term. Further explanations can be found in section H Notes to consolidated balance sheet item 6, and I Notes to consolidated statement of profit and loss item 1.

Cash flow hedges

For the accounting treatment of cash flow hedge relationships, assumptions are to be made above all concerning the likelihood of the occurrence of future revenues. Here, uncertainties exist particularly in relation to the expected scope of future revenues and the assumption that expected cash flows will be received (probability of default).

Embedded derivative (Electricity contract concluded by Aluminerie Alouette Inc.)

For the accounting of the embedded derivative, estimates also had to be made, including in relation to the expected term. It is assumed, as for the consolidated financial statements as of December 31, 2021, that no change in the current electricity contract is expected before the end of the contract. This leads to unchanged accounting for the embedded derivative until the contract expires on December 31, 2029. Further details can be found in section K Financial instruments, in the section Electricity contract concluded by Aluminerie Alouette Inc. (embedded derivative).

Deferred tax

To measure deferred tax assets on loss carryforwards, assumptions relating to future taxable income and the timing of realisation are to be made. Such assets are recognised in relation to non-forfeitable tax loss carryforwards under the assumption that sufficient taxable income will be generated in the future to realise the tax loss carryforwards. For this, budgeted operating business results and earnings effects arising from the reversal of taxable temporary differences are taken into consideration. As the future trend of business is uncertain, and lies partially outside the Group's control, assumptions that are to be made in connection with the recognition of deferred tax assets are connected with uncertainties.

AMAG components have non-forfeitable loss carryforwards. Deferred tax assets relating to non-forfeitable loss carryforwards are measured on the basis of medium-term planning for the coming five years, which is reconciled with the tax planning account. Based on the current tax planning for AMAG components, deferred tax assets have been recognised for loss carryforwards for the corresponding period to the extent that positive tax results are expected.

Further details can be found in section H Notes to consolidated balance sheet item 4.

Personnel provisions

When measuring provisions for severance payments, pensions, medical care benefits and service anniversary bonuses, assumptions are to be made relating to financial parameters (discount rate, salary increases) and demographic parameters (staff turnover rate, calculation basis). The discount rate is determined on the basis of market yields achieved by top grade fixed-interest corporate bonds on the balance sheet date. In Austria, the data tables produced by MERCER Deutschland serve as the basis, and in Canada, Fiera Capital's "CIA (Canadian Institute of Actuaries) Method Accounting Discount Rate Curve". Derived from past years' trends, salary growth comprises expected future increases that are estimated annually depending on inflation and career trends (except pensions), among other factors. As of December 31, 2022, provisions of EUR 57,322 thousand were recognised for severance payments, pensions, medical care benefits and service anniversary bonuses (previous year: EUR 96,627 thousand). Further details can be found in section H Notes to consolidated balance sheet item 11.

Provisions

Non-current provisions for other risks are formed if an obligation to third parties exists, an outflow of resources is probable, and the prospective obligation can be estimated reliably. The amount recognised as a provision comprises the best possible estimate of the obligation on the balance sheet date. Provisions with an original term of more than one year are formed with the settlement amount discounted to the reporting date. Provisions are reviewed regularly and adjusted to reflect new information or a change in circumstances. Further details can be found in section H Notes to consolidated balance sheet item 12.

Contingent liabilities

Contingent liabilities as per IFRS 3 deriving from previous years for environmental clean-up costs for potential hazardous sites exist in an amount of EUR 5,700 thousand (previous year: EUR 5,700 thousand). The recognised values were retained pursuant to IFRS 3.56, as neither the conditions for derecognition nor the criteria for a provision pursuant to IAS 37 were met as of the balance sheet date.

AMAG Group has the obligation to purify leachate from a closed and sealed landfill to predetermined consensus values, and to manage landfills. The obligations were calculated at the present value of the estimated operating costs. The congruent maturity interest rate deriving from the European government yield curve was applied as the interest rate. The carrying amount of the non-current portion of the provision stands at EUR 4,341 thousand (previous year: EUR 4,248 thousand).

Further details can be found in section L Contingent liabilities and guarantees.

G SEGMENT REPORTING

Business divisions

Reporting by business divisions (the Metal, Casting, Rolling and Service Divisions) conforms to the Group's organisational and management structure, and this serves as the basis for segment information.

Production of primary aluminium, management of metal production streams, hedging the aluminium price risk exposure of the operating subsidiaries of AMAG, and marketing primary aluminium fall under the Metal Division's remit.

The Casting Division is responsible for the production of high-quality cast aluminium alloys from aluminium scrap for use by various sectors, including the automotive sector and supply industry, as well as the engineering and electrical engineering sectors.

The Rolling Division comprises the manufacturing of high-quality aluminium rolled products such as sheets, coils and plates. These products are deployed in the automotive and aircraft sectors, as well as in sports, engineering, transportation and industry. The division also specialises in brightening qualities, customised cathode elements for zinc smelters, brazing materials, special tread plates and high-strength alloys. The portfolio is rounded out by foil stock materials for the packaging industry. In addition, AMAG components is allocated to the Rolling Division. This company manufactures high-quality detail parts for aircraft by machining and cutting plates, forgings and castings.

The Service Division provides all centralised services to AMAG's operating divisions at the Ranshofen facility, and overall management functions for AMAG Group. Its tasks especially also include the entire building and space management at the Ranshofen site. The building values and depreciation for the production-relevant buildings are allocated to the Casting and Rolling Divisions. Waste disposal, general site services and materials management are also included in the Service Division. The revenue reported in the Service Division relates entirely to the provision of services.

No business divisions were combined in order to create the four reportable divisions described above. The accounting principles applied to prepare the segment information for AMAG Austria Metall AG are based on the IFRSs applied in the preparation of the consolidated financial statements.

AMAG Austria Metall AG evaluates divisional performance on the basis of shipments and earnings before interest, tax, depreciation and amortisation (EBITDA), as well as earnings before interest and tax (EBIT), among other indicators.

Interdivisional sales and purchases of materials and services are calculated based on market prices. Segment assets and liabilities comprise all assets and liabilities recognised based on the financial statements that are prepared by the operating divisions and included in the consolidated financial statements. Divisional investment comprises additions to intangible assets, and to property, plant and equipment.

Interdivisional transactions

The revenue, expenses and income of each division include elimination of intragroup balances between business divisions and geographical segments. Interdivisional transfer pricing is based on comparable, standard market terms.

BUSINESS DIVISIONS 2022 IN EUR THOUSAND	Metal	Casting	Rolling	Service	Consolidation	Group
Shipments in tonnes	125,947	92,676	223,423		-29,095	412,952
thereof internal*	0	29,006	89		-29,095	0
Revenue	1,422,694	174,612	1,510,492	120,138	-1,501,231	1,726,705
External	369,573	162,626	1,188,289	6,217	0	1,726,705
Internal	1,053,121	11,986	322,203	113,921	-1,501,231	0
Gross profit	96,307	16,793	185,661	14,152	-13,285	299,628
Earnings before interest, taxes, depreciation and amortisation (EBITDA)	108,769	13,464	136,182	-11,297	0	247,119
Depreciation and amortisation	26,380	2,361	53,035	5,679	0	87,456
Earnings before interest and taxes (EBIT)	82,389	11,103	83,147	-16,976	0	159,663
Interest income	3,699	1	512	8,990	-11,276	1,926
Interest expenses	-3,835	-77	-10,567	-10,203	11,266	-13,416
Net interest result	-136	-76	-10,055	-1,213	-10	-11,490
Other financial result	1,344	0	105	55,676	-56,433	692
Net financial income (expenses)	1,208	-76	-9,950	54,463	-56,444	-10,798
Earnings before taxes (EBT)	83,597	11,027	73,198	37,487	-56,444	148,865
Income taxes	-21,691	-2,694	-11,043	-4,157	0	-39,585
Net income after taxes	61,906	8,333	62,155	33,331	-56,444	109,280
Balance sheet						
Division assets	538,667	52,595	843,254	1,038,363	-679,994	1,792,885
Division liabilities	334,289	28,676	629,284	620,681	-530,359	1,082,571
Other disclosures						
Investments (excluding financial investments)	25,778	4,161	45,020	10,095	0	85,054
Employees (FTE)	197	119	1,706	192	0	2,214

* Internal volumes include material supplies from Alouette in the Metal Division, and reprocessing volumes in the Casting Division.

BUSINESS DIVISIONS 2021 IN EUR THOUSAND	Metal	Casting	Rolling	Service	Consolidation	Group
Shipments in tonnes	124,940	89,569	227,795		-27,719	414,586
thereof internal*	0	27,719	-0		-27,719	0
Revenue	941,139	128,420	977,395	86,305	-873,854	1,259,406
External	285,843	118,247	848,773	6,543	0	1,259,406
Internal	655,296	10,173	128,622	79,762	-873,854	0
Gross profit	92,839	13,906	120,770	14,989	-11,522	230,981
Earnings before interest, taxes, depreciation and amortisation (EBITDA)	103,886	10,842	80,213	-8,755	0	186,187
Depreciation and amortisation	23,004	2,228	53,964	5,202	0	84,398
Earnings before interest and taxes (EBIT)	80,883	8,614	26,248	-13,956	0	101,789
Interest income	2,351	0	36	5,648	-7,751	284
Interest expenses	-2,798	-52	-8,906	-6,610	7,751	-10,614
Net interest result	-447	-52	-8,870	-961	0	-10,330
Other financial result	-63	0	-0	86,535	-84,895	1,577
Net financial income (expenses)	-510	-52	-8,870	85,574	-84,895	-8,754
Earnings before taxes (EBT)	80,372	8,562	17,378	71,617	-84,895	93,035
Income taxes	-20,516	-2,145	-4,926	-835	0	-28,421
Net income after taxes	59,856	6,417	12,452	70,783	-84,895	64,614
Balance sheet						
Division assets	514,599	43,594	814,010	856,860	-635,303	1,593,760
Division liabilities	341,070	23,041	662,227	432,615	-494,667	964,287
Other disclosures						
Investments (excluding financial investments)	16,040	2,036	49,253	7,525	0	74,854
Employees (FTE)	185	117	1,667	179	0	2,148

* Internal volumes include material supplies from Alouette in the Metal Division, and reprocessing volumes in the Casting Division.

GEOGRAPHICAL DIVISIONS 2022 IN EUR THOUSAND	Production site Austria/Germany	Production site Canada	Total	Consolidation	Group
Revenue					
Austria revenue*	230,645	368,104	598,749	-368,104	230,645
Europe revenue	870,327	0	870,327	0	870,327
Other markets	632,954	-7,221	625,732	0	625,732
	1,733,926	360,883	2,094,809	-368,104	1,726,705
Earnings					
Earnings before interest, taxes, depreciation and amortisation (EBITDA)	139,397	105,275	244,672	2,447	247,119
Earnings before interest and taxes (EBIT)	78,313	78,903	157,216	2,447	159,663
Balance sheet					
Non-current division assets	623,955	111,823	735,777	0	735,777

GEOGRAPHICAL DIVISIONS 2021 IN EUR THOUSAND	Production site Austria/Germany	Production site Canada	Total	Consolidation	Group
Revenue					
Austria revenue*	175,013	282,098	457,111	-282,098	175,013
Europe revenue	640,520	0	640,520	0	640,520
Other markets	449,881	-6,009	443,872	0	443,872
	1,265,415	276,089	1,541,503	-282,098	1,259,406
Earnings					
Earnings before interest, taxes, depreciation and amortisation (EBITDA)	87,847	99,638	187,485	-1,298	186,187
Earnings before interest and taxes (EBIT)	26,446	76,641	103,087	-1,298	101,789
Balance sheet					
Non-current division assets	626,397	107,633	734,031	0	734,031

* Aluminium production at the Alouette smelter in Canada is sold on a pro rata basis to the Austrian metal management subsidiary, which in turn sells AMAG's share of production.

The revenues were allocated to the respective sales markets based on the customers' headquarters.

H NOTES TO THE CONSOLIDATED BALANCE SHEET

01) NON-CURRENT ASSETS

Consolidated statement of changes in non-current assets

CHANGES IN HISTORICAL COST IN EUR THOUSAND	Intangible assets and goodwill	Land and buildings	Plant and machinery	Other fixtures and fittings, tools and equipment	Advance payments made and assets under construction	Property, plant and equipment
As of Jan. 1, 2022	24,750	315,627	1,068,777	67,044	40,738	1,492,186
Exchange differences	277	2,902	19,313	233	590	23,038
Additions	2,598	7,157	28,146	6,008	41,145	82,455
Disposals	-222	-1,062	-14,223	-3,544	-48	-18,878
Reclassifications	123	6,840	16,170	4,447	-27,580	-123
AS OF DEC. 31, 2022	27,526	331,464	1,118,181	74,188	54,845	1,578,678

CHANGES IN HISTORICAL COST IN EUR THOUSAND	Intangible assets and goodwill	Land and buildings	Plant and machinery	Other fixtures and fittings, tools and equipment	Advance payments made and assets under construction	Property, plant and equipment
As of Jan. 1, 2021	21,784	306,175	1,007,436	62,908	30,859	1,407,379
Exchange differences	345	3,550	24,007	261	555	28,374
Additions	2,641	4,464	25,144	5,877	36,727	72,213
Disposals	-33	-685	-11,886	-3,179	-16	-15,767
Reclassifications	12	2,124	24,075	1,176	-27,387	-12
AS OF DEC. 31, 2021	24,750	315,627	1,068,777	67,044	40,738	1,492,186

**CHANGES IN DEPRECIATION
AND AMORTISATION
IN EUR THOUSAND**

	Intangible assets and goodwill	Land and buildings	Plant and machinery	Other fixtures and fittings, tools and equipment	Advance payments made and assets under construction	Property, plant and equipment
As of Jan. 1, 2022	10,356	121,961	604,055	46,253	280	772,550
Exchange differences	111	2,010	14,239	168	0	16,417
Additions	1,999	9,914	68,805	6,739	0	85,458
Disposals	-17	-950	-11,946	-3,550	0	-16,446
AS OF DEC. 31, 2022	12,449	132,936	675,153	49,610	280	857,978

**CHANGES IN DEPRECIATION
AND AMORTISATION
IN EUR THOUSAND**

	Intangible assets and goodwill	Land and buildings	Plant and machinery	Other fixtures and fittings, tools and equipment	Advance payments made and assets under construction	Property, plant and equipment
As of Jan. 1, 2021	8,384	110,505	530,923	42,572	280	684,279
Exchange differences	132	2,497	17,337	212	0	20,047
Additions	1,854	9,309	66,782	6,453	0	82,544
Disposals	-14	-350	-10,987	-2,984	0	-14,320
AS OF DEC. 31, 2021	10,356	121,961	604,055	46,253	280	772,550

**CARRYING AMOUNTS
IN EUR THOUSAND**

	Intangible assets and goodwill	Land and buildings	Plant and machinery	Other fixtures and fittings, tools and equipment	Advance payments made and assets under construction	Property, plant and equipment
Historical cost Dec. 31, 2022	27,526	331,464	1,118,181	74,188	54,845	1,578,678
Accumulated amort./depr. Dec. 31, 2022	12,449	132,936	675,153	49,610	280	857,978
Book values Dec. 31, 2022	15,077	198,528	443,029	24,578	54,565	720,700
Book values Dec. 31, 2021	14,394	193,666	464,722	20,791	40,458	719,636

Intangible assets and goodwill

Purchased intangible assets are measured at cost. Intangible assets of finite useful life are amortised over their economic useful life. Amortisation is applied straight-line over periods from 2 - 25 years. Goodwill and assets with indefinite useful lives are not amortised but are instead tested annually for impairment. Besides goodwill, no intangible assets with indefinite useful lives exist at present.

The intangible assets comprise purchased industrial property rights, franchises, trademarks and other rights, licences, patents and software.

Goodwill arising on business combinations is measured at cost less any accumulated impairment losses. For the purpose of impairment testing, goodwill acquired in a business combination is allocated, from the acquisition date, to each of the Group's cash-generating units that are expected to benefit from the combination.

Impairment test:

AMAG Group reports goodwill from the AMAG components business combination totalling EUR 4,515 thousand. Goodwill is tested for impairment at the level of the AMAG components cash-generating unit.

A current strategic corporate plan for the years 2023 to 2027 was applied as the basis for the IAS 36 impairment test. These plans reflect current economic conditions, the business environment and current assessments of future market developments.

The resultant impairment test for estimating value-in-use applies the discounted cash flow method, whereby the recoverable amount depends to a large extent on the discount rate applied (WACC), as well as on the cash inflows expected and budgeted in the medium-term planning (detailed planning period), and in the perpetual growth rate.

The estimate of the value-in-use was determined applying a pre-tax discount rate of 8.23 %. A tax rate of 29% was applied.

A change in the interest rate of 0.1 % would not have led to a change in goodwill (previous year: EUR -700 thousand). A change in the planned EBIT of -1 % in each case does not lead to any reduction in goodwill (previous year: EUR -400 thousand).

The impairment test for assets not yet depreciable as well as goodwill did not result in any need for impairment losses.

Property, plant and equipment

Property, plant and equipment is capitalised at cost, less any accumulated depreciation and impairment losses, if subject to wear and tear.

The cost of an item of property, plant and equipment comprises its purchase price, including import duties and non-refundable purchase taxes, as well as any costs directly attributable to bringing the asset to the location and condition necessary for it to be capable of operating in the manner intended by management.

Depreciation is applied straight-line over the asset's expected economic life:

USEFUL LIVES IN THE GROUP

Office, factory and other buildings	5 - 50 years
Plant and machinery	2 - 50 years
Other fixtures and fittings, tools and equipment	2 - 20 years

The expected useful life and depreciation method applied are reviewed periodically to assess whether they reflect the economic benefits embodied by the assets. For further information, please refer to section F Accounting judgements and estimates.

The costs of production for property, plant and equipment include direct costs and production-related production overheads. Administrative expenses are not capitalised.

Cost comprises the cost to replace a part of an asset if the related recognition criteria are met. Otherwise, replacement and maintenance equipment is recognised under inventories.

If large parts of items of property, plant and equipment must be replaced at regular intervals, such parts are recognised as separate assets with their own useful lives and depreciation methods. When performing major inspections, the cost is recognised accordingly in the carrying amount of the item of property, plant and equipment as a replacement, provided that the recognition criteria are met.

The present value of the expected cost of post-use disposal of an asset is included in the cost of the asset if the criteria for recognition of a provision are met. See also section 12.

Expenditure arising after the commissioning of non-current assets, such as repair, maintenance and reconditioning costs, is expensed, as a matter of principle.

If it is likely that the subsequent costs will lead to additional economic benefits from the use of the asset, such costs are capitalised.

Leasing rights-of-use

Since January 1, 2019, the Group as lessee generally recognises assets for the rights to use the leased assets and liabilities for the payment obligations entered into for all leases on the balance sheet at present values.

Right-of-use assets are capitalised at the inception of the lease at the amount of the corresponding lease liability, adjusted for any initial direct costs and lease payments made to the lessor on or before the date of provision, less any lease incentives received from the lessor. Lease liabilities are measured at the marginal borrowing rate unless the interest rate on which the lease is based can be readily determined. Subsequent measurement is at amortised cost. Rights-of-use are amortised straight-line over the contractual relationship's term. The lease term that is determined includes the non-cancelable term of the lease agreement. Cancellation and renewal options are included in the analysis if the exercise is estimated with sufficient certainty and taking into account all facts and circumstances that constitute an economic incentive to exercise.

The following table shows the rights-of-use of assets that are recognised under property, plant and equipment as part of a lease:

RIGHT-OF-USE ASSETS IN EUR THOUSAND	Land and buildings	Plant and machinery	Other fixtures and fittings, tools and equipment	Property, plant and equipment
Historical cost Dec. 31, 2022	6,768	1,989	485	9,242
thereof additions	113	625	30	768
Accumulated depr./amort.	2,223	438	254	2,914
Book values Dec. 31, 2022	4,546	1,551	231	6,328
Book values Dec. 31, 2021	5,329	1,986	415	7,730

The annual amortisation of right-of-use assets is as follows:

DEPRECIATION OF RIGHT-OF-USE ASSETS IN EUR THOUSAND	2022	2021
Land and buildings	958	895
Plant and machinery	294	397
Other fixtures and fittings, tools and equipment	166	280
	1,418	1,572

The following presentation arises for the statement of profit and loss:

LEASES IN THE STATEMENT OF PROFIT OR LOSS IN EUR THOUSAND	2022	2021
Expenses short-term leases	486	521
Expenses low-value leases	1,069	742
Other lease expenses (additional costs)	34	36
Expenses for variable lease payments	362	68
	1,951	1,366

AMAG Group is a lessee particularly in relation to the leasing of office and warehouse space, a plot of land and production buildings, production machinery, transport containers, forklifts, tanks (including for liquefied gas in Canada), and the leasing of vehicles.

Information on the corresponding lease liabilities is provided under section 13.

For leased assets of minor value and for short-term leases (less than twelve months), use is made of the relief on offer, with payments being expensed straight-line through the statement of profit and loss (mainly administrative expenses).

Leased assets with a new purchase value not exceeding EUR 5 thousand are categorised as low-value leased assets. This applies particularly to the asset classes telephones, photocopiers, fax machines and printers.

The accounting regulations of IFRS 16 are not applied to leases of intangible assets.

Leasing and non-leasing components are shown separately. When determining the contractual terms, all facts and circumstances are taken into consideration that provide an economic incentive to exercise renewal options or not to exercise termination options. Changes in the term of the contract arising from the exercise or non-exercise of such options are only taken into consideration in the contract term if they are reasonably certain.

Residual value guarantees as well as limitations and assurances related to leases are not relevant. Additional payments because of renewal or cancellation options are not expected.

The planned variable lease payments relating to the photovoltaic system over the next five years amount to EUR 3,817 thousand (previous year: EUR 1,641 thousand).

The possible future cash outflows from unrecognised renewal options in the next few years relate to options on land and building leases:

LEASE PAYMENTS OF RENEWAL OPTIONS NOT EXERCISED IN EUR THOUSAND	2022	2021
up to 5 years	0	0
more than 5 years	6,020	6,020

As in the previous year, the exercise of the renewal options is not reasonably certain as of December 31, 2022.

The factors of currency, economic environment and term as well as creditworthiness are included in the calculation of the marginal borrowing rate.

Advance payments made and assets under construction

Items of property, plant and equipment that are not yet operational are recognised as assets under construction and measured at cost. Depreciation does not commence until the assets concerned are ready for operation.

Impairment losses and reversals of impairment losses

On each reporting date, the carrying amounts of property, plant and equipment and intangible assets are examined to determine whether indications of impairment exist. If such indications are identifiable, the asset's recoverable amount is estimated in order to determine the scope of any applicable impairment loss. If the recoverable amount for the specific asset cannot be estimated, the recoverable amount of the cash-generating unit to which the asset belongs is estimated.

If the estimated recoverable amount of an asset (or cash-generating unit) exceeds its carrying amount, the carrying amount of the asset (or cash-generating unit) is reduced to its recoverable amount. The impairment loss is expensed immediately.

If the impairment loss is to be reversed subsequently, the carrying amount of the asset (or cash-generating unit) is increased to the level of the more recent estimate of the recoverable amount. In this context, the increase in the carrying amount is to be limited to the amount that would have arisen if no impairment loss had been reported for the asset (or cash-generating unit) in previous years.

Specialist spare parts

In the year under review, specialist spare parts in an amount of EUR 24 thousand were recognised as assets (previous year: EUR 14 thousand).

Obligations arising from investments in plant

Obligations arising from investments in plant amounted to EUR 41,122 thousand as of December 31, 2022 (previous year: EUR 37,485 thousand).

02) EQUITY ACCOUNTED INVESTMENTS

CARRYING AMOUNT OF INVESTMENTS IN ASSOCIATES IN EUR THOUSAND	2022	2021
Book value as of January 1	1,514	1,891
Share of profit of the year	157	120
Share of other comprehensive income	47	5
Share of dividends received	-201	-502
BOOK VALUE AS OF DECEMBER 31	1,516	1,514

The 25.1 % interest in Speditionsservice Ranshofen GmbH (SSR) is equity accounted. SSR performs customs and dispatch processing for the Ranshofen site. The company is based in Ranshofen and its balance sheet date is December 31.

The following section presents the company's financial information in summarised form:

SUMMARISED FINANCIAL INFORMATION ON INVESTMENT IN ASSOCIATES IN EUR THOUSAND	2022	2021
Current assets	4,536	5,063
Non-current assets	5,082	5,655
Equity	6,041	6,030
Current liabilities	2,959	3,602
Non-current liabilities	618	1,086
Revenue	7,837	7,735
Profit of the year	624	478
Other comprehensive income	187	19
Total comprehensive income	811	497
Dividends received	800	2,000

The deferred taxes incurred on the proportional result were not recognised, as AMAG itself can manage the corresponding reversal, and from today's perspective this is not to occur.

03) OTHER NON-CURRENT ASSETS AND FINANCIAL ASSETS

Other non-current financial assets and investments comprise securities measured at fair value and non-consolidated interests as well as the interest in the company unit-IT Dienstleistungs GmbH & Co KG.

As part of initial recognition, the election was utilised to recognise the measurement in other comprehensive income. The option was exercised, as the financial instruments comprise strategic investments and are not held for trading.

The "hold" business model is applied to other non-current financial assets that are debt instruments, and are recognised at amortised cost as a consequence.

OTHER NON-CURRENT ASSETS AND FINANCIAL ASSETS IN EUR THOUSAND

	2022	2021
Derivatives recognised as non-current assets	1,948	31,786
Securities measured at fair value resulting in neither profit nor loss	1,677	1,577
Securities measured at fair value resulting through profit or loss	9,440	0
Other non-current assets	1,894	4,345
Non-current deferred expenses	338	0
	15,297	37,708

Information on derivatives is presented in section K Financial instruments, in the subsection Derivative financial instruments.

Securities measured at fair value resulting in neither profit nor loss contain interests of less than 20 % in three companies.

The securities at fair value through profit or loss item includes money market funds. Details can be found in section F Accounting judgements and estimates, in the subsection Accounting judgements.

Other non-current assets include claims on insurance companies for insured receivables from customers in settlement or bankruptcy proceedings, binding commitments for government grants in an amount of EUR 28 thousand (in the previous year, primarily the investment grant in an amount of EUR 1,880 thousand), and non-consolidated equity investments.

04) DEFERRED TAX ASSETS

DEFERRED TAX ASSETS IN EUR THOUSAND	2022	2021
Deferred tax assets affecting net income	-2,233	-6,432
Deferred tax assets not affecting net income	19,399	29,508
	17,167	23,076

Deferred tax is calculated applying the balance sheet liability method. Deferred tax reflects the tax effects of the temporary differences between the reported carrying amounts of assets and liabilities on the one hand, and the corresponding amounts based on respective tax regulations on the other. Deferred tax assets and liabilities are measured applying the tax rates (and tax regulations) that are expected to apply to the period when the deferred tax assets are expected to be realised or the liabilities settled. Deferred taxes are recognised for all taxable temporary differences that give rise to deferred tax liabilities. Deferred tax assets are recognised only if it is probable that sufficient future taxable profit will be available for the deferred tax asset to be utilised. For this purpose, the carrying amounts of the deferred tax assets are reviewed at the end of each reporting period. The carrying amount of a deferred tax asset is reduced to the extent that it is no longer probable that sufficient taxable profit will be available to allow the benefit of the asset to be utilised.

Deferred tax assets include deferred taxes from loss carryforwards in an amount of EUR 2,557 thousand (previous year: EUR 2,500 thousand). They derive primarily from the loss carryforwards of AMAG components amounting to EUR 8,547 thousand (previous year: EUR 8,526 thousand) and from pre-consolidation losses of AMAG Group amounting to EUR 244 thousand, for which a prospect of realisability exists on the basis of tax planning.

No deferred tax assets have been recognised for loss carryforwards in an amount of EUR 8,263 thousand, as it is unlikely that they can be realised (previous year: EUR 3,789 thousand).

The non-capitalised tax loss carryforwards may be carried forward for an unlimited period of time.

For Austria, the deferred tax rate was set at 23 % (previous year: 25 %) as the deferred taxes are mainly based on non-current temporary differences. Reversal effects in 2023, which would have to be recognised at 24%, are not material for the consolidated financial statements.

An offsetting of EUR 2,386 thousand of deferred taxes was also applied at the level of the AMAG components tax group in the year under review (previous year: EUR 129 thousand). The offsetting concerned the AMAG Austria Metall AG tax group in an amount of EUR 1,708 thousand (previous year: EUR 1,208 thousand).

Deferred tax is recognised directly in equity if the tax relates to items that are recognised directly in equity, and this tax is offset against or credited to equity in the same or a different period.

DEFERRED TAX IN EUR THOUSAND	Deferred taxes 2022		Deferred taxes 2021	
	Assets	Liabilities	Assets	Liabilities
Property, plant and equipment	24	22,704	4	22,382
Other non-current assets and financial assets	0	1,731	9	2,571
Inventories	7,930	2,465	3,462	3,989
Receivables	22,683	13,506	13,774	11,669
Tax loss carryforward	2,557	0	2,500	0
Provisions	12,874	6,926	24,281	4,463
Liabilities	21,021	7,437	29,012	4,891
	67,089	54,768	73,040	49,966
Offsetting towards the same taxation authority	49,923	49,923	49,964	49,964
Net deferred tax assets and liabilities	17,167	4,845	23,076	2

The following table shows the changes and distribution of changes in deferred tax among those components that are recognised in profit or loss, and those recognised directly in equity:

CHANGE OF DEFERRED TAXES IN EUR THOUSAND	Deferred tax assets	Deferred tax liabilities
As of Jan. 1, 2021	10,987	172
Profit or loss changes	4,122	4,054
Cash flow hedges	12,494	-3,107
Revaluation of defined benefit pension plans	-4,212	217
Currency translation differences	1,022	0
Not recognised in profit or loss	9,304	-2,891
Offsetting on tax group level	-1,337	-1,337
As of Dec. 31, 2021	23,076	-2
Profit or loss changes	4,397	9,335
Cash flow hedges	-954	-4,095
Revaluation of defined benefit pension plans	-6,187	3,701
Currency translation differences	929	0
Not recognised in profit or loss	-6,212	-395
Offsetting on tax group level	-4,094	-4,094
As of Dec. 31, 2022	17,167	4,845

05) INVENTORIES

Raw materials and consumables that are fully interchangeable and destined for use are measured applying consumption tracking methods (weighted average cost, and first-in, first-out methods). Inventories that are not normally exchangeable are recognised at cost, including incidental purchase costs. Impairment losses are applied whenever the net realisable value is below the carrying amount.

Work in progress and finished goods are capitalised at the lower of cost of conversion or net realisable value. Costs of conversion include direct material and production costs, as well as appropriate material and production overheads, based on normal capacity utilisation. General administrative expenses as well as selling and distribution expenses are not included. Net realisable value is the estimated selling price in the ordinary course of business less the estimated costs of completion and the estimated costs necessary to realise the sale.

The aluminium price component of the inventories that have been designated as at fair value hedge are carried at fair value. The unhedged component is measured at cost. If the net realisable value (average value of customer orders) is lower on the reporting date, this market value is recognised.

INVENTORIES IN EUR THOUSAND

	2022	2021
Raw materials and consumables	291,919	196,917
Work in progress	90,429	95,001
Finished goods	103,932	103,068
Merchandise	602	1,635
	486,882	396,621

This item includes impairment losses of EUR 35,811 thousand (previous year: EUR 33,288 thousand). Of the change in the impairment loss, EUR 4,379 thousand (previous year: EUR 4,149 thousand) relates to additions and EUR 1,963 thousand (previous year: EUR 4,864 thousand) to utilisations, with the remainder mainly relating to currency translation differences.

Inventories of EUR 981,151 thousand were recognised in profit or loss in the period under review (previous year: EUR 702,520 thousand), EUR 978,808 thousand of which were attributable to cost of sales (previous year: EUR 699,808 thousand).

06) TRADE RECEIVABLES

Trade receivables without significant financing components are initially recognised at their transaction price in the meaning of IFRS 15, and subsequently at amortised cost, less any valuation adjustments for expected credit losses. See also section K Financial instruments.

Foreign currency receivables are measured at the average rate prevailing on the balance sheet date.

Contractually agreed bonuses and graduated prices reducing the transaction price are treated as variable payments according to IFRS 15 and offset with related customer receivables.

TRADE RECEIVABLES IN EUR THOUSAND	2022	2021
Trade receivables	166,745	153,679
Other receivables	65	8
	166,810	153,687

Valuation adjustments of EUR 570 thousand were recognised in the 2022 financial year (previous year: EUR 1,436 thousand).

Details on the measurement of the valuation adjustments can be found in section K Financial instruments, in the subsection Credit risks.

07) OTHER CURRENT ASSETS

OTHER CURRENT ASSETS IN EUR THOUSAND	2022	2021
Other receivables and advanced payments	45,684	43,034
Derivatives recognised as current assets	33,781	30,208
Financial receivables - funds in transit	0	87
	79,465	73,328

Other receivables and prepayments include social security receivables and taxes of EUR 13,464 thousand (previous year: EUR 17,492 thousand), receivables of EUR 13,106 thousand due from Alouette partners (previous year: EUR 12,648 thousand), EUR 5,599 thousand of current receivables from state subsidies (previous year: EUR 2,530 thousand), EUR 4,759 thousand of prepayments and accrued income (previous year: EUR 2,786 thousand), EUR 5,397 thousand of current emissions certificates (previous year: EUR 4,687 thousand), and EUR 120 thousand of firm commitments (previous year: EUR 780 thousand).

Information on derivatives and firm commitments is presented in section K Financial instruments, in the subsection on derivative financial instruments.

The tables below show the values before and after netting.

**OFFSETTING FINANCIAL ASSETS
AND LIABILITIES 2022
IN EUR THOUSAND**

	Before offsetting	Offsetting	After offsetting
Derivatives recognised as current assets	46,491	-12,710	33,781
Derivatives recognised as current liabilities	49,587	-12,710	36,877

**OFFSETTING FINANCIAL ASSETS
AND LIABILITIES 2021
IN EUR THOUSAND**

	Before offsetting	Offsetting	After offsetting
Derivatives recognised as current assets	41,124	-10,916	30,208
Derivatives recognised as current liabilities	79,168	-10,916	68,253

Netting is applied if corresponding agreements with the business partners exist. Only derivatives that are not in a hedging relationship are included, and it is also ensured that only the valuation per broker, per delivery date and per currency is applied.

08) CONTRACT ASSETS

CONTRACT ASSETS IN EUR THOUSAND	2022	2021
Value as of January 1	2,340	1,788
Revenue recognised over time	2,418	2,340
Reclassification to trade receivables	-2,340	-1,788
	2,419	2,340

Contract assets comprise revenues recognised over time relating to orders for customer-specific products whose alternative use is contractually limited, and for which a claim exists to payment at any time in respect of the service already provided.

09) CASH AND CASH EQUIVALENTS

Cash and cash equivalents comprise cash on hand and short-term investments as well as money market funds.

Measurement is at amortised cost. The exemption to waive an analysis of a deterioration of credit risk if low credit risks are ascribed to the banks on the reporting date is utilised for all bank deposits, as the corresponding banks carry an investment-grade category rating and therefore exhibit low credit risk.

The carrying amounts correspond to market values.

CASH AND CASH EQUIVALENTS IN EUR THOUSAND	2022	2021
Cash in hand	30	45
Current account surplus	72,912	22,699
Assessments	212,730	148,687
	285,672	171,431

These items on the balance sheet relate to the cash positions at the start and end of the reporting period that are contained in the consolidated statement of cash flows. Please refer to section F Accounting judgements and estimates.

10) EQUITY

Changes in equity are presented in a separate table (consolidated statement of changes in equity).

Share capital

The subscribed share capital exclusively comprises ordinary shares securitising the same rights, and all of which are issued.

The share capital comprises 35,264,000 nil par shares, each corresponding to EUR 1.00 of the share capital. All shares are fully paid in, and in circulation.

Capital reserves

The capital reserves include shareholder contributions, payments made by shareholders in connection with the issuance of shares, and effects arising from reorganisations.

The capital reserves amount to EUR 377,661 thousand, of which an amount of EUR 94,752 thousand is attributable to appropriated capital reserves and an amount of EUR 282,909 thousand is attributable to unappropriated capital reserves. No change occurred compared to the previous year.

Hedging reserve

The hedging reserve comprises gains and losses from the effective portion of cash flow hedges. Cumulative gains or losses from hedging transactions that are recognised under the hedging reserve are transferred to the statement of profit and loss only when the hedged transaction affects results. The change in the reserve in the year under review is primarily due to the change in the US dollar exchange rate as well as the measurement of the embedded derivative.

Fair value reserve

Changes in the fair values of options are recognised directly in the fair value reserve, without affecting profit or loss.

Revaluation reserve

The fair value adjustments to participating interests are recognised in the revaluation reserve. The disposal of the corresponding financial instrument also entails no recognition through profit or loss.

Revaluation of defined benefit pension plans

Actuarial gains and losses from the provisions for severance payments, pensions and medical care benefits are fully recognised in the reserves in the period in which they are accrued.

Exchange differences

The reserves for exchange differences recognise differences arising from the translation of the financial statements of subsidiaries that report in a foreign currency. The change in the reserve in the year under review is primarily due to the change in the US dollar exchange rate.

Retained earnings

Retained earnings consist of cumulative retained earnings from the period under review and from prior periods.

The company paid a dividend of EUR 52,896 thousand or EUR 1.50 per share in the financial year under review (previous year: EUR 17,632 thousand or EUR 0.50 per share).

The Management Board proposes to distribute a dividend of EUR 1.50 per share from the parent company's profit for the year.

Approved capital

Pursuant to Section 4 (5) of the articles of incorporation of AMAG Austria Metall AG, the Management Board is authorised until September 22, 2025, with the approval of the Supervisory Board, to increase the company's share capital – in several tranches if necessary – by up to EUR 17,500,000 by issuing up to 17,500,000 new nil par value bearer or registered shares in return for cash and/or non-cash capital contributions, and to determine the type of shares, the issue price and the issue conditions (Approved Capital 2020). Statutory subscription rights can be granted to the shareholders by transferring the capital increase to a bank or a syndicate of banks with the obligation that it be offered to shareholders according to their subscription rights (indirect subscription rights). However, the Management Board is authorised, with the consent of the Supervisory Board, to exclude shareholders' subscription rights in whole or in part in the event of a capital increase from the authorised capital (i) if the capital increase is made against non-cash capital contributions for the purpose of acquiring companies, parts of companies, operations, parts of operations, equity interests in companies or other assets related to an acquisition project, (ii) to service an over-allotment option (greenshoe) or (iii) to settle fractional amounts. The Supervisory Board is authorised to approve amendments to the articles of incorporation resulting from the issue of shares from authorised capital.

By resolution of the Annual General Meeting of AMAG Austria Metall AG on July 21, 2020, the Management Board was authorised, pursuant to Section 174 (2) of the Austrian Stock Corporation Act (AktG), to issue convertible bonds within five years of the date of this resolution, in other words, by July 21, 2025, with the approval of the Supervisory Board, including in several tranches, which grant or provide for subscription or conversion rights or a subscription or conversion obligation for a total of up to 17,500,000 shares in the company (Convertible Bond 2020). The issue amount, the issue, the conversion procedure of the convertible bonds and all other conditions are to be determined by the Management Board with the approval of the Supervisory Board. The issue price and the exchange ratio are to be determined in accordance with recognised methods of financial mathematics and the stock market price of the company's shares in a recognised pricing procedure. Statutory subscription rights can be granted to the shareholders by transferring the convertible bonds to a bank or a syndicate of banks with the obligation that they be offered to shareholders according to their subscription rights (indirect subscription rights). The Management Board is further authorised, with the consent of the Supervisory Board, to exclude the shareholders' subscription right in whole or in part when issuing convertible bonds (i) if the convertible bonds are issued against non-cash capital contributions for the purpose of acquiring companies, parts of companies, operations, parts of operations, interests in companies or other assets related to an acquisition project, or (ii) to compensate for fractional amounts resulting from the subscription ratio. The Management Board is further authorised, with the consent of the Supervisory Board, to wholly or partially exclude subscription rights to

convertible bonds if the Management Board, after due examination, arrives at the opinion that the bonds' issue amount at the time of the final determination of the issue amount is not less than their hypothetical market value calculated according to recognised methods, especially financial mathematical methods, and the subscription shares' conversion price or subscription price (issue amount) is in each case calculated in a recognised pricing process according to recognised financial mathematical methods as well as the price of the company's ordinary shares, and does not lie below the stock exchange price of the company shares during the 20 trading days preceding the date of the announcement of the convertible bond issue.

The company's share capital is increased conditionally pursuant to Section 159 (2) Clause 1 of the Austrian Stock Corporation Act (AktG) by up to EUR 17,500,000 through issuing up to 17,500,000 ordinary nil par value ordinary bearer shares (nil par value shares) for issuing to holders of convertible bonds, for which the Management Board was authorised by the Shareholders' General Meeting of July 21, 2020 (Conditional Capital 2020). The capital increase may only be carried out to the extent that creditors of convertible bonds exercise their subscription or conversion rights to shares in the company, or those who are obligated to subscribe or convert fulfil their obligation to subscribe or convert, and the Management Board passes a resolution to service these convertible bonds with new shares. The issue amount and the exchange ratio are to be determined in accordance with recognised methods of financial mathematics as well as the price of the company's ordinary shares in a recognised pricing procedure (basis for calculating the issue amount); the issue amount may not be lower than the pro rata amount of the share capital. The new shares to be issued in the conditional capital increase are fully entitled to dividends for the entire financial year in which they are issued. The Management Board is authorised, with the approval of the Supervisory Board, to determine the further details of the implementation of the conditional capital increase. The Supervisory Board is authorised to amend the wording of the articles of incorporation in accordance with the respective issue of the subscription shares. The same applies in the event of non-utilisation of the authorisation to issue convertible bonds after expiry of the authorisation period, and, in the event of non-utilisation of the conditional capital, after expiry of the deadlines in accordance with the convertible bond conditions.

At the Annual General Meeting of AMAG Austria Metall AG on April 20, 2022, the Management Board was authorised – with the simultaneous cancellation of the relevant resolutions of the Annual General Meeting of July 21, 2020 – to purchase treasury shares for the company, with the approval of the Supervisory Board (the lowest price to be paid at the time of repurchase is 25 % below the weighted average closing price of the 20 trading days preceding the start of the corresponding repurchase program, and the highest price to be paid at the time of repurchase is 25 % above the weighted average closing price of the 20 trading days preceding the start of the corresponding repurchase program), as well as to determine the repurchase conditions, whereby the Management Board must

publish the Management Board resolution and the respective repurchase program that is based upon it, including its duration, in accordance with the statutory provisions (in each case). The Management Board may exercise this authorisation within the statutory limits on the maximum permissible number of treasury shares once or several times in total up to a maximum limit of 10 % of the share capital. The authorisation can be exercised wholly or in part, or in several partial amounts, and in pursuit of one or several objectives, by the company, a subsidiary (Section 189a (7) of the Austrian Commercial Code [UGB]), or for the company's account by third parties. The purchase can occur through the stock market or off-bourse, in compliance with statutory regulations. Trading in treasury shares is excluded as the purpose of the purchase. The Management Board was also authorised, with the consent of the Supervisory Board, to redeem or resell the acquired treasury shares without requiring a further resolution by the Annual General Meeting and to determine the terms and conditions of the sale. The authorisation can be exercised wholly or in several partial amounts, and in pursuit of one or more objectives, by the company, a subsidiary (Section 189a (7) of the Austrian Commercial Code [UGB]), or for the company's account by third parties. The Management Board was also authorised for a period of five years from April 20, 2022, pursuant to Section 65 (1b) of the Austrian Stock Corporation Act (AktG) – with simultaneous cancellation of the relevant resolutions of the Annual General Meeting of July 21, 2020 – to determine, with the consent of the Supervisory Board, a legally permissible method of sale other than via the stock exchange or a public offer, and to decide on any exclusion of the shareholders' repurchase rights (subscription rights) and to determine the terms and conditions of the sale.

Restrictions

Following an internal review, the Management Board is not aware of any restrictions in the meaning of Section 243a Clause 2 of the Austrian Commercial Code (UGB).

Additional disclosures regarding capital management

AMAG is not subject to any capital requirements under its articles of incorporation. Due to the volatile nature of the aluminium business and the high fixed assets ratio, the sound capital structure provides an important basis for financial flexibility.

The main aim of capital management at AMAG is to secure the Group's growth and further development, and to optimise returns for shareholders. The management exclusively regards consolidated equity as measured pursuant to IFRS as its equity capital. The capital structure is monitored constantly, and is as follows at the end of the reporting period:

CAPITAL STRUCTURE IN EUR THOUSAND	2022	2021
Total equity	710,314	629,474
Equity ratio	39.6%	39.5%
BALANCE SHEET TOTAL	1,792,885	1,593,760

11) PERSONNEL PROVISIONS

Provisions for defined benefit pension plans and post-employment medical care plans, as well as severance payments and service anniversary bonuses obligations, are remeasured annually by independent actuaries.

The obligations and costs are measured applying the projected unit credit method, in accordance with IAS 19. The projected benefits are attributed to the entire period of employment. In the provisions for severance arrangements, the anticipated obligations are distributed over the period until the attainment of the individually maximum possible entitlement.

PERSONNEL PROVISIONS IN EUR THOUSAND	2022	2021
Provisions for severance payments	27,517	37,596
Provisions for pensions	15,229	39,043
Provisions for medical care benefits	7,041	9,108
Provisions for service anniversary bonuses	7,535	10,880
TOTAL PERSONNEL PROVISIONS	57,322	96,627
thereof non-current	49,470	92,192

Provisions are measured based on the following financial and demographic assumptions:

Discounting rates are determined on a country-specific basis reflecting returns achieved on the market by top grade industrial bonds. The pension schemes of the Austrian companies are measured on the

basis of yield trends as determined by MERCER Deutschland, and in accordance with the obligations' residual durations. In Canada, "Fiera Capital's CIA Method Accounting Discount Rate Curve" is applied as a reference in an analogous manner.

Salary growth is derived from the beneficiaries' wage and salary trends over recent years, taking expectations about the future into consideration. Pension adjustments in Austria are based on the ECB's long-term inflation target. In Canada, cost trends for medical care services reflect the circumstances prevailing there.

The rate of staff turnover is calculated on a country-specific basis according to various criteria such as length of service and age.

The latest figures for salaried employees contained in the AVÖ 2018-P mortality tables published by the Austrian Actuaries Association (AVÖ) serve as the measurement basis. These are applied both for mortality as well as for invalidity and marriage probabilities. At the Canadian company Aluminerie Alouette Inc., the "CPM2014Priv projected with scale CPMB (2 dimensions)" tables are applied as the basis for mortality, with a reduction in the mortality rate of 2.5 % and 5 % respectively.

Current service cost and any past service cost are reported among personnel expenses, with the net interest expense on the measurement of the aforementioned obligations being reported in the net financial result. Actuarial gains and losses other than those related to service anniversary bonuses are stated under other comprehensive income. Payments anticipated in the subsequent financial year are shown under current provisions.

Provisions for severance benefits

Employees of Austrian Group companies who joined the Group before January 1, 2003 are entitled to severance payments upon reaching retirement age or if their employment contract is terminated. The entitlement is determined by years of service and final salary ("old severance"). These obligations are accounted for as defined benefit plans.

For employees who joined after January 1, 2003, contributions to employee benefit funds (MVKs) in an amount of EUR 1,271 thousand have been made for severance entitlements in defined contribution plans (previous year: EUR 1,132 thousand).

The provisions for severance benefits changed as follows:

PROVISIONS FOR SEVERANCE BENEFITS IN EUR THOUSAND	2022	2021
Present value of the obligation as of January 1	37,596	40,425
Current service cost	985	1,082
Interest cost	461	379
Payments	-1,440	-1,770
EXPECTED VALUE OF THE OBLIGATION AS OF DEC. 31	37,602	40,117
PRESENT VALUE OF THE OBLIGATION AS OF DEC. 31	27,517	37,596
Revaluation of the period (Increase in other comprehensive income)	-10,085	-2,520
thereof from changes in financial assumptions	-12,351	-1,644
thereof from experience-based adjustments	2,265	-876

The calculations were based on the following parameters:

PARAMETERS SEVERANCE BENEFITS	2022	2021
Increase in salary in %	4.50	4.50
Discount factor in %	4.20	1.30
Retirement age/pension age (years)	65	65

Taking the probability of a payout into consideration, employee turnover is graduated by years of service and ranges, depending on the period of service, between 0.50 and 7.50 % (previous year: between 0.50 and 7.50 %). The actuarial losses arise mainly from the change in the interest rate.

The average remaining duration of the obligations amounts to 12.4 years (previous year: 14.4 years).

EFFECTS ON EARNINGS IN EUR THOUSAND	2022	2021
Included in personnel expenses		
Current service cost	985	1,082
Expenses for severance payments	136	89
Contributions to employee benefit funds	1,271	1,132
Expenses for severance payments and contributions to employee benefit funds	2,392	2,303
Included in net interest expenses		
Interest cost	461	379

For the following financial year, severance benefits of EUR 1,554 thousand (previous year: EUR 592 thousand) are to be expected, which are reported under current provisions.

SENSITIVITY PROVISIONS FOR SEVERANCE BENEFITS (IN %)	2022		2021	
	+ 0.25 %	- 0.25 %	+ 0.25 %	- 0.25 %
Effect of changes in salaries on the defined benefit obligation	3.0%	-2.9%	3.5%	-3.4%
Effect of changes to the discount factor on the defined benefit obligation	-2.9%	3.0%	-3.5%	3.6%

Provisions for pensions

Provisions for pensions relate mainly to provisions in Austria and Canada for defined benefit plans, which are largely covered by plan assets. Where a pension plan qualifies for offsetting of the plan assets against the provision required by IAS 19, such offsetting is performed.

The Austrian companies' obligations are to former executives based on individual contractual commitments. Entitlements are based on final salary and are index-linked. The group of beneficiaries largely comprises individuals who are already entitled to benefits, as well as former employees who are not yet entitled to benefits. A pensionable retirement age of 61.5 years is applicable to the latter within the scope of individual contractual arrangements, as a matter of principle. As the beneficiaries include no active employees, no employee turnover is taken into consideration.

In Canada, a defined benefit scheme is in place for all employees who joined the Group before June 2012. The benefits are determined by years of service and average salary. Since June 2012, only production staff have received contracts that include defined benefit plans. The pensionable age for both men and women lies between 55 and 65 years. The measurement comprises a distribution over this period, with an ascending weighting. Staff turnover is included differentiated by age and gender. The provisions for pensions changed as follows:

PROVISIONS FOR PENSIONS IN EUR THOUSAND	2022	2021
Present value of the obligation as of January 1	114,483	111,985
Exchange differences	568	7,283
Current service cost	2,518	2,704
Past service cost	0	1
Contributions to plan assets (employees)	708	673
Interest cost	3,132	2,574
Payments from plan assets	-4,142	-3,787
EXPECTED VALUE OF THE OBLIGATION AS OF DEC. 31	117,267	121,432
PRESENT VALUE OF THE OBLIGATION AS OF DEC. 31	86,542	114,483
Revaluation of the period (Increase in other comprehensive income)	-30,725	-6,949
Fair value of plan assets in EUR thousand		
Fair value of plan assets as of January 1	75,440	63,200
Exchange differences	-285	4,616
Interest income	2,068	1,412
Contributions to plan assets (employer)	3,577	2,525
Contributions to plan assets (employees)	708	673
Payments from plan assets	-4,138	-3,787
EXPECTED VALUE OF PLAN ASSETS AS OF DEC. 31	77,369	68,638
FAIR VALUE OF PLAN ASSETS AS OF DEC. 31	71,313	75,440
Revaluation of the period	-6,056	6,801
PROVISIONS FOR PENSIONS DEC. 31	15,229	39,043

PROVISIONS FOR PENSIONS IN EUR THOUSAND	2022	2021
Revaluation of the period (Increase in other comprehensive income)	-24,669	-13,750
thereof from changes in financial assumptions	-33,193	-8,399
thereof from experience-based adjustments	2,468	1,450
thereof from plan asset changes	6,056	-6,801

The calculations were based on the following parameters:

PARAMETERS PENSIONS	2022	2021
Austria		
Increase in salaries in %	2.00	2.00
Discount factor in %	4.10	1.20
Canada		
Increase in salary in %	3.00	3.00
Discount factor in %	5.06	3.01 - 3.05

The average residual duration of the obligations amounts to 9.3 years in Austria (previous year: 11.7 years), and to 16.4 years in Canada (previous year: 19.8 years).

In Austria, actuarial gains derived mainly from the increase in the interest rate. As in Austria, the increase in the interest rate also led to actuarial gains in Canada.

EFFECTS ON EARNINGS IN EUR THOUSAND	2022	2021
Included in personnel expenses		
Current service cost (employer)	3,226	3,377
Contributions to plan assets (employees)	-708	-673
Past service cost	0	1
Included in net interest expenses		
Interest cost	1,064	1,162

ALLOCATION OF PENSION EXPENSES IN THE STATEMENT OF PROFIT OR LOSS IN EURO THOUSAND	2022	2021
Cost of sales	3,579	3,447
Selling and distribution expenses	331	295
Administrative expenses	559	526
Other expenses	266	238
	4,735	4,506

Plan assets:

The plan assets are invested in Austria with APK Pensionskasse AG. This is realised in various investment and risk pools (VRG) depending on the respective obligation structure. Assets relating to pensions drawn by retired employees are invested in VRG2, which has an investment and risk strategy based on significantly shorter maturities than those applied under VRG19, which manages assets related to projected benefit obligations. The Group is obligated to meet any funding shortfalls only in the event that returns do not cover the funding requirements for ongoing pension payments from APK.

In the following financial year, supplementary payments of EUR 3,217 thousand (previous year: EUR 959 thousand) are anticipated, and are reported under current provisions.

In Canada, the individual pension schemes are invested in each case in their own pension funds that are all held through a trust under joint asset management (Fiducie Desjardins), for whose management Letko Brosseau & Associates, TD Asset Management, UBS, and Axiom Capital Inc. are responsible.

Employer contributions to the plan assets of the Canadian company will amount prospectively to EUR 2,358 thousand in the following year (previous year: EUR 2,345 thousand); these expected payments are also reported under current provisions.

The change in plan assets in Austria and Canada is as follows:

FAIR VALUE OF PLAN ASSETS IN EUR THOUSAND

	2022		2021	
	Austria	Canada	Austria	Canada
Fair value of plan assets as of January 1	13,249	62,191	13,899	49,301
Exchange differences	0	-285	0	4,616
Interest income	141	1,927	117	1,295
Contributions to plan assets	1,138	3,146	207	2,991
Payments from plan assets	-1,784	-2,354	-1,756	-2,031
Actuarial (gains)/losses	-1,590	-4,466	782	6,019
FAIR VALUE OF PLAN ASSETS AS OF DEC. 31	11,154	60,159	13,249	62,191

The investment structure is outlined below:

INVESTMENT TO PLAN ASSETS AS OF DEC. 31 (IN %)

CLASSES OF ASSETS	2022		2021	
	Austria	Canada	Austria	Canada
Shares	27.9	45.4	28.3	48.8
Bonds	49.2	40.8	54.9	31.4
Real estate	10.0	12.0	7.6	14.0
Cash	7.2	1.4	6.1	0.0
Other	5.8	0.4	3.1	5.8
TOTAL	100.0	100.0	100.0	100.0

The plan assets predominantly comprise assets whose prices are quoted on active markets. Of the equity instruments in Austria, approximately one third reflects euro equities, one third US equities and one third Asian equities. The debt securities in Austria comprise approximately 38 % government bonds, of which around one half derived from the OECD area. The rest are corporate bonds. The debt instruments in the Canadian plan assets comprise exclusively foreign currency securities (non-euro). Of the equity instruments, 17 % are denominated in euros and 83 % in foreign currencies, with 25 % deriving from emerging markets.

SENSITIVITY FOR PENSIONS (IN %)

	2022		2021	
	+ 0.25 %	- 0.25 %	+ 0.25 %	- 0.25 %
Effect of changes in salaries on the defined benefit obligation	0.9 %	-0.9 %	1.6 %	-1.6 %
Effect of changes to the discount factor on the defined benefit obligation	-3.1 %	3.2 %	-3.7 %	3.9 %

Defined contribution plans:

In Austria, managers and employees are also entitled to defined contribution plans after they have been employed by the company for a certain period of time. The Group companies make payments into a pension scheme depending on salary.

In Canada, payments are made into defined contribution plans for administrative staff, managers and senior employees of Aluminerie Alouette Inc.

The total amount of such payments in the year under review stood at EUR 1,973 thousand (previous year: EUR 1,557 thousand), which were expensed. No further obligations arising from this exist.

Provisions for medical care benefits

Defined benefit supplementary health insurance has been taken out for employees of Aluminerie Alouette Inc. who joined the company before April 1, 2009. The benefits are determined by years of service and average salary. The pensionable age for both men and women lies between 55 and 65 years. The measurement comprises a distribution over this period, with an ascending weighting. Staff turnover is included differentiated by age and gender.

The provision changed as follows:

PROVISIONS FOR MEDICAL CARE IN EUR THOUSAND	2022	2021
Present value of the obligation as of January 1	9,108	8,855
Exchange differences	53	763
Current service cost	98	115
Interest cost	286	233
Payments	-278	-226
Expected value of the obligation as of Dec. 31	9,267	9,740
Present value of the obligation as of Dec. 31	7,041	9,108
Revaluation of the period (Increase in other comprehensive income)	-2,226	-632
thereof from changes in financial assumptions	-2,324	-680
thereof from experience-based adjustments	98	48

The calculations were based on the following parameters:

PARAMETERS MEDICAL CARE	2022	2021
Salary increase in %	3.00	3.00
Increase in costs in %	4.75	4.75
Discount rate in %	5.06	2.89 - 3.0

The average remaining duration of the obligations amounts to 16.8 years (previous year: 16.8 years).

EFFECTS ON EARNINGS IN EUR THOUSAND	2022	2021
Included in personnel expenses		
Current service cost	98	115
Included in net interest expenses		
Interest cost	286	233

In the following year, employer contributions are expected to amount to EUR 292 thousand (previous year: EUR 229 thousand), and are reported under current provisions.

The effects of a change of 0.25 percentage points in the projected movement of medical care benefits costs were as follows:

SENSITIVITY PROVISIONS FOR MEDICAL CARE (IN %)	2022		2021	
	+ 0.25 %	- 0.25 %	+ 0.25 %	- 0.25 %
Effects of changes of medical care benefit costs on the defined benefit obligation	2.2 %	-1.5 %	3.2 %	-3.1 %

Provisions for service anniversary bonuses

The provision for service anniversary bonuses relates to the provisions that Group companies in Austria form for payments under collective agreements and/or works agreements, depending on length of service. A provision of EUR 7,535 thousand is recognised as of December 31, 2022 (previous year: EUR 10,880 thousand).

Of the obligation, the service anniversary bonuses anticipated in the subsequent year amount to EUR 432 thousand (previous year: EUR 310 thousand), which are reported as current provisions.

The calculations were based on the following parameters:

PARAMETERS SERVICE ANNIVERSARY BONUSES	2022	2021
Increase in salaries in %	4.50	4.50
Discount factor in %	4.20	1.30
Retirement age/pension age (years)	65	65

Taking into consideration the probability of the payout, employee turnover is graduated by years of service and ranges, depending on period of service, between 0.50 and 12.00 % (previous year: between 0.50 and 7.50 %). The increase in the interest rate also led to actuarial gains which are included in personnel expenses.

The average remaining duration amounts to 12.8 years (previous year: 15.7 years).

EFFECTS ON EARNINGS IN EUR THOUSAND	2022	2021
Included in personnel expenses		
Current service cost	722	738
Actuarial (gains)/losses	-3,915	-621
Included in net interest expenses		
Interest cost	134	104

12) OTHER PROVISIONS

Other provisions are formed if an obligation to third parties arises from a past event, utilisation is probable, and the prospective level of the provisioning amount can be estimated reliably on the balance sheet date.

OTHER PROVISIONS IN EUR THOUSAND	2022	2021
Other non-current provisions	25,263	13,244
Other current provisions	28,248	16,135
	53,511	29,379

CHANGES OF OTHER PROVISIONS 2022 IN EUR THOUSAND	Post-closure care	Contract risks	Customer complaints	Others	Total
Book value as of January 1, 2022	14,471	9,505	2,738	2,666	29,379
Exchange differences	227	0	0	15	242
Utilisation	-332	-9,917	-909	-723	-11,880
Reversal	-61	0	-1,565	-564	-2,190
Addition	2,100	31,654	1,048	2,882	37,683
Compounding	277	0	0	0	277
BOOK VALUE AS OF DECEMBER 31, 2022	16,682	31,241	1,312	4,276	53,511
THEREOF CURRENT	2,381	21,468	1,312	3,086	28,248

CHANGES OF OTHER PROVISIONS 2021 IN EUR THOUSAND	Post-closure care	Contract risks	Customer complaints	Others	Total
Book value as of January 1, 2021	14,293	3,665	931	1,556	20,446
Exchange differences	299	0	0	15	315
Utilisation	-429	-6	-278	-1,073	-1,787
Reversal	-11	-355	-482	-374	-1,222
Addition	110	6,201	2,566	2,541	11,417
Compounding	209	0	0	0	209
BOOK VALUE AS OF DECEMBER 31, 2021	14,471	9,505	2,738	2,666	29,379
THEREOF CURRENT	1,277	9,505	2,738	2,615	16,135

Provisions for post-closure care comprise the following items:

Aluminerie Alouette Inc. is required to dispose professionally of contaminated furnace linings of pots at the end of their expected operational lives. Provisions are formed for the estimated disposal costs at their present value as of the commissioning date. The discounting factor is calculated based on five-year maturity Canadian government bonds. The carrying amount of the non-current portion of the provision stands at EUR 4,032 thousand (previous year: EUR 2,978 thousand).

Furthermore, the items relating to environmental follow-up costs, leachate treatment and landfill maintenance are included in section F Accounting judgements and estimates.

The provisions for contract risk relate to provisions for anticipated losses on onerous contracts. All customer orders are investigated for losses. This entails comparing estimated costs, taking inflation into account, with agreed prices. If the costs exceed the expected revenues, the difference is discounted applying a congruent maturity interest rate (congruent maturity European government yield curve on euro-denominated government bonds), and a provision is formed. More detailed information can be found in section F Accounting judgements and estimates.

Under reclaims, all open reclaim cases are measured in relation to their estimated expenses, and recognised as provisions.

13) INTEREST-BEARING FINANCIAL LIABILITIES

INTEREST-BEARING FINANCIAL LIABILITIES IN EUR THOUSAND	2022	2021
Interest-bearing non-current financial liabilities	515,769	396,002
Interest-bearing current financial liabilities	163,251	121,628
	679,020	517,630

Details about changes to financial liabilities are presented in section J Notes to the consolidated statement of cash flows.

14) OTHER LIABILITIES AND GRANTS

OTHER LIABILITIES AND GRANTS IN EUR THOUSAND	2022	2021
Other non-current liabilities and grants	73,320	73,798
Other current liabilities and grants	102,164	118,044
	175,484	191,842

Other non-current liabilities and grants include the non-current portion of the grant in connection with the conclusion of the Alouette electricity contract in an amount of EUR 42,136 thousand (previous year: EUR 54,654 thousand), non-current derivatives with negative fair values in an amount of EUR 26,352 thousand (previous year: EUR 13,500 thousand), other liabilities to employees in an amount of EUR 345 thousand (previous year: EUR 634 thousand), non-current accruals and deferred income in an amount of EUR 59 thousand (previous year: EUR 424 thousand), and other liabilities in an amount of EUR 1,098 thousand (previous year: EUR 1,884 thousand).

The Management Board contracts include a long-term performance-based component. The long-term variable performance bonus is calculated for each Management Board member until the end of the respective contract term. It is based on the future trend in the value of the company's equity. For the Management Board's variable performance bonus, which depends on future developments and the realisation of key performance indicators, precautions in the amount of EUR 2,385 thousand (previous year: EUR 2,520 thousand) plus incidental salary costs of EUR 173 thousand (previous year: EUR 182 thousand) were formed in other non-current and current liabilities in the financial year under review.

OTHER CURRENT LIABILITIES AND GRANTS IN EUR THOUSAND	2022	2021
Derivatives recognised as current liabilities	36,877	68,253
Liabilities due to employees	24,975	21,867
Other tax liabilities	3,103	2,399
Liabilities due to social security carriers	3,506	3,260
Grant power contract	15,900	14,973
Liabilities due to group taxation	11,583	0
Sundry other liabilities	6,219	7,292
	102,164	118,044

Details about derivatives are summarised in section K Financial instruments, in the subsection on derivative financial instruments. Details on the netting of derivatives can be found in section 7.

For more information on Group taxation, please see section M Related party disclosures.

15) DEFERRED TAX LIABILITIES

DEFERRED TAX LIABILITIES IN EUR THOUSAND	2022	2021
Deferred tax assets affecting net income	9,136	2
Deferred tax assets not affecting net income	-4,292	0
	4,845	2

Details on the accounting treatment of deferred tax are presented in section 4.

16) TRADE PAYABLES

TRADE PAYABLES IN EUR THOUSAND	2022	2021
Trade payables	112,313	107,860
	112,313	107,860

Of the trade payables, EUR 16,568 thousand are attributable to investment liabilities (previous year: EUR 9,506 thousand).

I NOTES TO THE CONSOLIDATED STATEMENT OF PROFIT AND LOSS

AMAG Group prepares its statement of profit and loss applying the cost of sales method.

01) REVENUE

AMAG Group's revenue streams derive from the sale of primary aluminium (Metal Division), the sale of aluminium rolled products (Rolling Division), aluminium cast alloys (Casting Division) and services connected with building and space management, works services, etc. at its Ranshofen site (Service Division), whereby external revenue generated from services plays a subordinate role (0.36 % of total revenue, previous year: 0.52 %). The segment report in section G includes further information about revenues.

AMAG Group's activities in several business segments significantly reduce the risk of dependency on a small number of customers. Its ten largest customers account for 30.9 % of revenue (previous year: 33.6 %), and the largest single customer, which is attributable to the Rolling Division, accounts for 8.7 % (previous year: 7.8 %).

The revenue is comprised as follows:

ALLOCATION OF REVENUE IN EUR THOUSAND	2022	2021
Revenue from third parties	1,756,297	1,282,604
Revenue from services	6,217	6,543
Result derivatives	-35,810	-29,742
	1,726,705	1,259,406

The revenue results entirely from contracts with customers.

The services rendered by AMAG Group comprise mainly point in time-related services. To a minor extent, services are rendered that are realised over time, particularly in the case of customer-specific products whose alternative use is contractually limited, and for which a claim exists to payment at any time with respect to the service already rendered.

In the case of point in time-related services, revenue is recognised as soon as the customer obtains power of control over the transferred goods. Gaining power of control occurs in accordance with agreed Incoterms. Customer contracts with CIF, CFR or CIP supply terms comprise the only exception. In this case, transport services/insurance are invoiced in addition to the delivery. The corresponding expected transportation costs are deferred under revenue and receivables in such cases if the transport has not yet been carried out as of the reporting date. The transaction price comprises the aluminium price, any premiums (for transportation etc.) and mark-ups for reprocessing and qualities. Payment targets are contractually agreed individually, but amount to a maximum of 180 days.

In the case of services rendered over time, revenue is recognised in accordance with the stage of completion, which is determined as the ratio of contract costs incurred to the estimated total contract costs (cost-to-cost method).

The result from derivatives includes expenses from derivatives designated as in a cash flow hedge pursuant to IFRS 9. Only the Service Division generates revenue from services.

AMAG Group recognises revenue in the following regions:

REVENUE BY REGIONS 2022 IN EUR THOUSAND	Metal	Casting	Rolling	Service	Group
Western Europe (without Austria)	63,890	119,538	545,371	0	728,799
Austria	136	29,558	194,734	6,217	230,645
Rest of Europe	0	13,529	127,999	0	141,527
North America	305,547	0	228,070	0	533,617
Asia, Oceania and other	0	0	92,115	0	92,115
	369,573	162,626	1,188,289	6,217	1,726,705

REVENUE BY REGIONS 2021 IN EUR THOUSAND	Metal	Casting	Rolling	Service	Group
Western Europe (without Austria)	53,707	75,806	397,073	3	526,589
Austria	1	31,245	137,228	6,540	175,013
Rest of Europe	0	11,196	102,735	0	113,931
North America	232,136	0	150,106	0	382,241
Asia, Oceania and other	0	0	61,631	0	61,631
	285,843	118,247	848,773	6,543	1,259,406

02) COST OF MATERIALS

PRESENTATION IN THE STATEMENT OF PROFIT OR LOSS IN EUR THOUSAND	2022	2021
Cost of sales	1,133,164	858,819
Selling and distribution expenses	384	276
Administrative expenses	251	373
Research and development expenses	1,972	2,213
Other expenses	994	1,056
	1,136,765	862,737

Details about the derivatives' effects on the cost of materials are presented in section K Financial instruments, in the subsection on derivative financial instruments.

As a matter of principle, expense-related government grants are recognised as revenue on a scheduled basis over the period that is required to offset the expenses that they subsidise. In the 2022 financial year, EUR 21,920 thousand (previous year: EUR 18,631 thousand) of expense-related government grants were recognised in income. Within the cost of sales, these are included under the cost of materials in an amount of EUR 16,092 thousand (previous year: EUR 14,397 thousand) and in other income in an amount of EUR 5,829 thousand (previous year: EUR 4,233 thousand); see section 3. The grants derive to a large extent from the Alouette electricity contract.

03) OTHER INCOME

ALLOCATION OF OTHER INCOME IN EUR THOUSAND	2022	2021
Grants and government subsidies	5,829	4,233
Income from currency translation	5,920	0
Other income	6,422	4,358
	18,170	8,591

Grants and government subsidies mainly comprise research grants of EUR 5,094 thousand (previous year: EUR 3,355 thousand). Sundry other income comprises income from maintenance services and received compensation payments.

04) PERSONNEL EXPENSES

ALLOCATION OF PERSONNEL EXPENSES IN EUR THOUSAND	2022	2021
Wages	84,395	77,210
Salaries	65,143	59,422
Expenses for severance payments and contributions to employee benefit funds	2,392	2,303
Retirement benefit obligation	4,735	4,506
Expenses for social security contributions	32,895	31,354
Other expenses for social benefits	504	358
	190,065	175,154

Personnel expenses are included in the following statement of profit and loss items:

ALLOCATION OF PERSONNEL EXPENSES IN THE STATEMENT OF PROFIT OR LOSS IN EUR THOUSAND	2022	2021
Cost of sales	136,151	125,393
Selling and distribution expenses	17,271	14,812
Administrative expenses	22,500	22,205
Research and development expenses	11,499	10,022
Other expenses	2,645	2,722
	190,065	175,154

COVID-19 grants (mainly short-time working grants) amounting to EUR 1,207 thousand (previous year: EUR 1,478 thousand) were recognised as a reduction of personnel expenses.

Management Board members and senior executives

The variable remuneration of the AMAG Management Board is based on a number of indicators including return on investment and consolidated net income after tax. The ratio of fixed to variable components in the total remuneration of Management Board members is approximately 66 % to 34 % (previous year: approximately 55 % to 45 %). Management Board compensation owing, including expenses for pensions and severance benefits, stood at EUR 4,769 thousand in the financial year (previous year: EUR 2,881 thousand). An amount of EUR 4,064 thousand was expensed in the financial year under review.

Group executive staff received EUR 12,306 thousand of compensation (previous year: EUR 11,528 thousand).

Expenses for severance payments and contributions to employee benefit funds are comprised as follows:

EXPENSES FOR SEVERANCE PAYMENTS AND CONTRIBUTIONS TO EMPLOYEE BENEFIT FUNDS ACC. TO FUNCTION IN EUR THOUSAND	2022	2021
Board members	42	36
Executive employees	82	68
Other employees	2,269	2,199
	2,392	2,303

Of this amount, employee benefit funds account for EUR 1,271 thousand (previous year: EUR 1,132 thousand).

Pension expenses are comprised as follows:

PENSION EXPENSES ACCORDING TO FUNCTION IN EUR THOUSAND	2022	2021
Board members	142	136
Executive employees	362	298
Other employees	4,232	4,072
	4,735	4,506

This includes payments to pension funds in an amount of EUR 1,973 thousand (previous year: EUR 1,557 thousand).

A premium of EUR 59 thousand (previous year: EUR 40 thousand) was paid for D&O liability insurance.

The pension scheme for Management Board members and managing directors of consolidated companies is comprised entirely of defined contribution plans, for which the company is not required to render supplementary payments.

Supervisory Board

Compensation of EUR 638 thousand was paid to the members of the Supervisory Board of AMAG Austria Metall AG in the 2022 financial year (previous year: EUR 638 thousand).

Remuneration for members of the Supervisory Board is determined by the Annual General Meeting, in consideration of responsibility borne, and activities undertaken, by the Supervisory Board. In particular, the company's size and organisational structure, and the scope of decisions made by the Supervisory Board, are taken into consideration. In contrast with Management Board compensation, the company's financial position is not relevant to the remuneration of the Supervisory Board and for this reason is not taken into consideration in its remuneration.

The distribution of remuneration between Supervisory Board members is decided by the Supervisory Board.

Number of employees

AVERAGE NUMBER OF EMPLOYEES (FULL-TIME EQUIVALENTS)	2022	2021
Industrial workers	1,420	1,390
Salaried employees	794	758
	2,214	2,148

In 2022, the headcount includes a 20 % share of the average workforce at the Aluminerie Alouette joint operation, or 194 employees (129 wage earners, 65 salaried employees) (previous year: 184 employees: 131 wage earners, 53 salaried employees).

05) RESEARCH AND DEVELOPMENT EXPENSES

Research costs are expensed in the period in which they are incurred. Development costs are expensed if the criteria for capitalisation under IAS 38 are not met. A total of EUR 19,203 thousand were recognised as research and development expenses in the year under review (previous year: EUR 16,707 thousand).

06) AMORTISATION, DEPRECIATION, AND IMPAIRMENT LOSSES

ALLOCATION OF AMORTISATION, DEPRECIATION, AND IMPAIRMENT LOSSES IN THE STATEMENT OF PROFIT OR LOSS IN EUR THOUSAND	2022	2021
Cost of sales	81,948	79,261
Selling and distribution expenses	734	683
Administrative expenses	2,042	2,511
Research and development expenses	1,634	1,193
Other expenses	1,098	750
	87,456	84,398

07) ADMINISTRATIVE EXPENSES

Other expenses (administrative expenses) include costs for the audit of the separate financial statements in accordance with local law, as well as of the individual Group companies' IFRS packages, and of the AMAG Austria Metall AG consolidated financial statements by the Group auditor Ernst & Young Wirtschaftsprüfungsgesellschaft m.b.H.

ALLOCATION OF SERVICES GROUP AUDITOR IN EUR THOUSAND	2022	2021
Audits	279	279
Other certification services	45	49
Other services	26	36

08) RESULT FROM EQUITY ACCOUNTED INVESTMENTS

The result from equity accounted investments of EUR 157 thousand (previous year: EUR 120 thousand) relates to the share of the net result after taxes.

09) NET FINANCIAL RESULT

ALLOCATION OF NET FINANCIAL RESULT IN EUR THOUSAND	2022	2021
Interest income	1,926	284
Interest expenses	-13,416	-10,614
Other financial result	692	1,577
	-10,798	-8,754

INTEREST EXPENSES IN EUR THOUSAND

	2022	2021
Interest expenses from financial liabilities at amortised cost	-8,407	-5,809
Interest expenses from provisions	-2,222	-2,087
Interest expenses from non-financial liabilities	-2,763	-2,703
Interest expenses from lease liabilities	-23	-15
	-13,416	-10,614

Interest expenses from provisions include the net interest expense from provisions for employee benefits, as well as the unwinding of discounts applied to provisions.

The other financial result includes, among other items, income from non-consolidated participating interests and equity investments amounting to EUR 338 thousand (previous year: EUR 322 thousand), effects from the translation from financing amounting to EUR 1,344 thousand (previous year: EUR -63 thousand) and the ineffective portion of hedging amounting to EUR -1,244 thousand (previous year: EUR 1,318 thousand). Details about the derivatives' effects on the net financial result are presented in section K Financial instruments, in the subsection on derivative financial instruments.

Dividends are recognised when shareholders' rights to receive payment are substantiated.

10) INCOME TAXES

Income taxes comprise income taxes paid and payable, as well as deferred tax. Parts of AMAG Group companies are assessed as tax groups. A tax group also exists for the companies AMAG components Übersee GmbH and AMAG components Karlsruhe GmbH. A new tax transfer agreement was concluded for AMAG Group on May 4, 2022. For more information, please see section M Related party disclosures.

INCOME TAXES IN EUR THOUSAND	2022	2021
Current taxes	34,185	28,682
Deferred taxes	5,399	-261
	39,585	28,421

TAX RECONCILIATION IN EUR THOUSAND	2022	2021
Earnings before taxes (EBT)	148,865	93,035
Tax expenses at 25 %	37,216	23,259
Not deductible expenses	1,083	1,240
Tax-free income	-1,293	-1,010
Other tax rates	243	785
Tax expenses previous years	-34	-172
Deferred tax assets for losses carried forward	-57	0
Utilisation of unrecognised losses carried forward	1,621	1,182
Tax benefit	-418	-417
Credit note tax group B&C	-390	0
Withholding tax	1,571	3,442
Other	42	113
Current tax expenses	39,585	28,421
Tax payments	46,603	11,529

Tax assets and tax liabilities are offset when they relate to income taxes levied by the same taxation authority and a right exists to offset such tax assets against tax liabilities. The income tax liability is based on the net result before taxes, taking deferred tax into account.

In Austria, dividend payments from Group companies to the Group parent company are free of tax. Pursuant to double taxation treaties between Canada and Austria, dividend payments rendered by Aluminium Austria Metall (Québec) Inc. incur 5 % withholding tax.

In the 2022 financial year, a dividend of USD 33.5 million (previous year: USD 80.0 million) was paid by the Canadian subsidiary to the Austrian parent company. Withholding taxes of USD 1.7 million (previous year: USD 4.0 million) were incurred on this amount.

If the entire net profit of the Canadian subsidiary of USD 102.2 million (previous year: USD 74.7 million) were to be paid out as a dividend, USD 5.1 million (previous year: USD 3.7 million) of withholding tax would be incurred.

J NOTES TO THE CONSOLIDATED STATEMENT OF CASH FLOWS

The consolidated statement of cash flows is presented according to the indirect method. A distinction is drawn in the statement between cash flows deriving from operating, investing and financing activities.

The other non-cash expenses and income included in cash flow from operating activities primarily comprise valuation effects from currency translation.

Cash flow from financing activities includes the following changes in financial liabilities:

CHANGES IN FINANCIAL LIABILITIES IN EUR THOUSAND	Cashflows					Non-cash changes		As of Dec. 31, 2022
	As of Jan. 1, 2022	Acquisition	Amortisation	Exchange differences	New leases	Valuation effects		
Borrowings	510,349	412,539	-252,067	-170	0	2,335	672,986	
Lease liabilities	7,281	0	-2,003	-23	768	11	6,034	
FINANCIAL LIABILITIES	517,630	412,539	-254,070	-193	768	2,346	679,020	

The item "Payments for investments in property, plant and equipment and intangible assets" includes the change in investment liabilities of EUR 7,019 thousand (previous year: EUR 2,538 thousand).

The cash and cash equivalents reported in the statement of cash flows comprise cash on hand of EUR 30 thousand (previous year: EUR 45 thousand) and short-term, highly-liquid investments amounting to EUR 285,642 thousand (previous year: EUR 171,386 thousand).

CHANGES IN FINANCIAL LIABILITIES IN EUR THOUSAND	As of Jan. 1, 2021	Cashflows				Non-cash changes		As of Dec. 31, 2021
		Acquisition	Amortisation	Exchange differences	New leases	Valuation effects		
Borrowings	610,540	83,356	-182,022	1,484	0	-3,009	510,349	
Lease liabilities	8,937	0	-2,744	-5	1,082	10	7,281	
FINANCIAL LIABILITIES	619,477	83,356	-184,766	1,479	1,082	-2,999	517,630	

The assumption of the shareholder loan from the previous owner of AMAG components by AMAG in an amount of EUR 3,000 thousand is presented under valuation effects.

The cash outflows for leases amounted to EUR 3,977 thousand (previous year: EUR 4,124 thousand). The leased assets are reported at carrying amounts of EUR 6,328 thousand (previous year: EUR 7,730 thousand); see section H Notes to consolidated balance sheet item 1.

K FINANCIAL INSTRUMENTS

Risk management strategies

AMAG Austria Metall AG is exposed to risks arising from changes in exchange rates, interest rates and quoted share prices, which can have an impact on assets, liabilities and planned transactions. The handling of such risks is regulated in Group-wide valid guidelines that are updated constantly and adjusted to reflect changes in circumstances. The aim of financial risk management is to limit market risk by means of the Group's ongoing operating and financial activities. Derivative instruments are deployed solely for hedging purposes.

Liquidity risks

Liquidity risk refers to the risk that the company will not enjoy uninterrupted access to funding in order to settle its financial obligations on time. Accordingly, the Group takes steps to ensure that sufficient cash and cash equivalents are available, and that financing requirements can be met through credit facilities. Liquidity risks are determined by liquidity planning, which is conducted across the Group on the basis of different currencies. Capital measures for the Group companies are planned on the basis of these results.

In order to protect against liquidity risk, both credit guarantee lines and committed credit lines are available to AMAG Group.

AMAG Austria Metall AG has issued to financing partners the following assurances relating to key financials in connection with various facilities:

Committed lines as of December 31, 2022, with a total volume of EUR 130 million and a term ending 2023–2025, arranged by means of bilateral contracts with several house banks, include assurances relating to the consolidated equity ratio exceeding 30 % and, in part, a net financial debt to EBITDA ratio not exceeding 3.5 and 4.0 respectively.

Of a committed line which is available for cash advances and/or bank guarantees, which comprises a total volume of EUR 50 million, has a term ending in 2023 and has been concluded with a house bank, an amount of USD 7 million is drawn at present. This includes covenants relating to the Group's equity ratio exceeding 30 % and the ratio of net debt to EBITDA not exceeding 4.0.

A refinancing facility from OeKB (KRR), undrawn as of December 31, 2022, and with a total volume of EUR 75 million, exists by means of bilateral contracts with four house banks, which include assurances relating to the consolidated equity ratio exceeding 30 % and a net financial debt to EBITDA ratio not exceeding 4.0 and 3.5 respectively.

A drawn OeKB facility that refinances two financing rounds with a total volume outstanding of EUR 141.7 million and terms ending in 2023-2024 and 2023-2026 respectively, arranged by means of bilateral contracts with several house banks, includes assurances relating to the consolidated equity ratio exceeding 30 % and a net financial debt to EBITDA ratio not exceeding 3.5 and 4.0 respectively.

A long-term financing transaction (TLTRO) with an outstanding volume of EUR 21 million and a maturity of 2023-2025, concluded with a principal bank and in effect as of December 31, 2022, contains covenants relating to the Group's equity ratio exceeding 30 %, and the ratio of net financial debt to EBITDA not exceeding 3.5 and 4.0, respectively.

To finance a coil finishing line, a loan refinanced with OeKB and with a term ending in 2029 was concluded by means of two bilateral agreements with two principal banks, which obligate the Group to maintain a consolidated equity ratio exceeding 30 %. As of December 31, 2022, a total volume of EUR 45 million is outstanding.

Furthermore, a loan refinanced with OeKB, concluded with a principal bank, was taken out in an amount of EUR 25 million with a term ending in 2027. This contains assurances regarding compliance with a consolidated equity exceeding 30 %.

In order to safeguard AMAG Group in connection with current geopolitical events, as well as the ongoing distortions in the energy market, the covenants relating to the "net financial debt to EBITDA" ratio were suspended for all of the aforementioned financing and lines up to and including 2024. Furthermore, the covenants regarding the consolidated equity ratio were changed from "exceeding 30 %" to "exceeding 20 %" up to and including 2024.

A EUR 200 million promissory loan note issued in 2018 with terms ending in 2023, 2025 and 2028 does not contain any financial covenants that could entitle it to be called.

In addition, a promissory loan note of EUR 200 million with terms ending in 2025, 2027 and 2029 was issued in 2022. This loan does not contain any financial covenants that could entitle it to be called.

In the aforementioned financing lines, valuation effects from a long-term electricity contract of Alouette are excluded from the calculation of these financial covenants.

Failure to comply with a covenant entitles the lender to increase the lending conditions or to terminate the respective financing agreement. All assurances were complied with both in relation to the respective cut-off dates and also during the course of the year.

The residual terms of the liabilities are as follows:

RESIDUAL TERMS OF LIABILITIES 2022 IN EUR THOUSAND	Book value	Undiscounted cash flow	With a residual term of less than 1 year	With a residual term of more than 1 but less than 5 years	With a residual term of more than 5 years
Financial liabilities without lease liabilities	672,986	719,409	159,908	518,577	40,924
Lease liabilities	6,034	6,068	1,224	3,219	1,624
Other liabilities and grants without derivatives	6,312	6,312	5,214	1,098	0
Derivatives recognised as liabilities	63,229	63,229	36,877	16,892	9,460
Trade payables	112,313	112,313	112,313	0	0
	860,874	907,331	315,536	539,787	52,007

RESIDUAL TERMS OF LIABILITIES 2021 IN EUR THOUSAND	Book value	Undiscounted cash flow	With a residual term of less than 1 year	With a residual term of more than 1 but less than 5 years	With a residual term of more than 5 years
Financial liabilities without lease liabilities	510,349	542,143	120,246	334,054	87,843
Lease liabilities	7,281	7,302	1,843	3,565	1,894
Other liabilities and grants without derivatives	6,163	6,163	4,282	1,881	0
Derivatives recognised as liabilities	81,753	81,753	68,253	13,500	0
Trade payables	107,860	107,860	107,860	0	0
	713,407	745,222	302,484	353,000	89,737

Credit risks

Credit risk and the risk of default by contractual partners is managed by way of credit assessments, credit limits and routine checks. Where appropriate, the Group obtains government export guarantees or guarantees from private credit insurers in order to minimise default risk.

The Group operates exclusively with financial partners with good credit ratings, which also serves to reduce credit risk.

The following risk categories exist at present:

RISK CATEGORY	Description	Expected credit loss
1. Without risk	Low default risk and past counterparty payments on time.	12m ECL
2. Doubtful	Amount is more than 30 days overdue or a significant increase in default risk has occurred since first recognition.	Lifetime ECL
3. In default	Diminished credit standing due to bankruptcy or start of insolvency proceedings.	Lifetime ECL
4. Adjustment	No realistic prospect of recovery. Payment not expected to be collected.	Will be written off

With regard to assets, the reported values of the relevant primary financial instruments represent the maximum credit or default risk. Provisions are formed for all identified risks. The management is of the opinion that no other credit risks above and beyond these will arise.

Trade receivables at the Ranshofen site are measured applying the simplified model (expected credit losses due to all potential default events during the expected term). For this purpose, the requirement for impairment losses is calculated in an impairment matrix applying a past analysis and an estimate of future trends. Those companies of AMAG components measure receivables by means of the Implied Rating Model applying the probabilities of default of the relevant customers as available in Reuters, taking into consideration the payment terms according to the general method. Receivables are only derecognised in the event of insolvency or unsuccessful attempts to enforce claims by taking legal

action. Impairment losses are reversed through profit or loss if the reason for the impairment no longer applies or an improvement has occurred. Interest-free or low-interest receivables with an expected residual maturity of over one year are discounted.

Trade receivables that are not yet due are owed mainly by long-term business partners. Creditworthiness is assessed on the basis of internal guidelines. Defaults over the last ten years were evaluated at AMAG to calculate the impairment requirement. The analysis showed that no significant risk exists for receivables with a certain overdue status and the management is of the opinion that this estimation is applicable for the following years. Receivables due from companies in insolvency proceedings were written off (EUR 6 thousand; previous year: EUR 51 thousand). Credit insurance has been arranged with an insurance company for a significant proportion of the trade receivables (90 %; previous year: 80 %). An excess is payable in the event of a claim. A maximum of the deductible is recognised as an impairment for an expected credit loss on such receivables. An elevated default risk on receivables more than 90 days overdue was not determined based on an analysis of past experience. For this reason, overdue status beyond 90 days is not regarded as an indicator of a default event having occurred, which would require allocating the receivables to Stage 3.

The following table shows the risk profile of trade receivables based on the impairment matrix:

MATURITIES OF RECEIVABLES IN EUR THOUSAND	2022	2021
Not yet due	136,647	126,547
Overdue receivables	30,163	27,140
Less than 30 days overdue	25,680	20,969
More than 30 days, but less than 60 days overdue	2,413	3,609
More than 60 days, but less than 90 days overdue	661	1,376
More than 90 days overdue	1,361	1,161
More than 180 days overdue	48	25
	166,810	153,687

None of the other financial receivables are overdue.

Market risks

Currency risks

Currency risk refers to the risk that the value of a financial instrument may change due to exchange rate fluctuations. The Group concludes exchange futures and options transactions (cash flow hedges) in order to limit the currency risk arising from cash flows from operating activities. The fair value of assets and liabilities reported on the balance sheet is hedged using exchange forward transactions and options.

The Group is exposed to currency risk on account of the fact that it operates, and generates revenue, in various countries around the world. Foreign currency receivables and liabilities related to transactions that require disclosure are recognised at the time when the respective contract is entered into, as are undisclosed items, in particular recurring transactions required for operating activities (e.g. anticipated purchases of raw materials and consumables, and revenue).

Production costs at the Ranshofen site are incurred mainly in euros, although also in US dollars, as well as, to a minor extent, in other foreign currencies. From a defined threshold, any imbalance between expenses and revenue is hedged. Costs at the Canadian plant are incurred in US dollars and Canadian dollars as well as in euros, although sales revenues are realised primarily in US dollars. Items not covered by natural hedges are hedged in accordance with the risk position and risk horizon.

Differences in the value-determining factors between the underlying transaction and the hedging instrument creates sources of ineffectiveness. As the basis values of the underlying transaction and the hedging instrument always converge, the accounting hedge ratio always amounts to 1:1. In other words, the designated quantity or designated volume of the hedging instrument corresponds to the designated quantity or designated volume of the underlying transaction. The hedge ratio is adjusted if the hedge ratio exhibits a disequilibrium which would result in ineffectiveness, creating an accounting consequence irreconcilable with the purpose of hedge accounting. No ineffectivenesses exist as a consequence.

The table below shows the composition of primary financial instruments – comprising trade receivables and payables, loans receivable, borrowings and financial assets – by currency at the end of the reporting period:

		2022		2021	
NON-DERIVATIVE FINANCIAL INSTRUMENTS/ASSETS	Currency	in EUR thousand	Share	in EUR thousand	Share
	EUR	363,470	75.7 %	237,141	67.6 %
	USD	108,946	22.8 %	100,392	28.6 %
	CAD	3,524	0.7 %	7,787	2.2 %
	GBP	2,629	0.5 %	4,371	1.2 %
	NOK	55	0.0 %	56	0.0 %
	JPY	1,501	0.3 %	999	0.3 %
		480,127	100.0 %	350,745	100.0 %
NON-DERIVATIVE FINANCIAL INSTRUMENTS/LIABILITIES	Currency	in EUR thousand	Share	in EUR thousand	Share
	EUR	723,616	90.7 %	549,987	87.2 %
	USD	47,542	6.0 %	47,776	7.6 %
	CAD	26,478	3.3 %	33,711	5.3 %
	Other	9	0.0 %	180	0.0 %
		797,645	100.0 %	631,653	100.0 %

Interest rate risks

This refers to risks associated with changes in the net interest result or present value. Due to the interaction between these types of risks, interest rate risk may not be eliminated entirely. The Group's

exposure to risks related to present value affects interest-bearing financial instruments and assets, while net interest income-related risks have an impact on interest expense and income.

At the end of the reporting period the Group had entered into euro-denominated interest rate swaps that qualified as cash flow hedges. AMAG Austria Metall AG pays fixed interest on the notional value of the swap contract and, in return, receives variable interest payments on the same principal amount.

These interest rate swaps offset the impact of future changes in interest rates on the cash flows derived from the underlying variable-rate financial liabilities. The interest rate swaps are reported at fair value on the balance sheet.

Changes in the fair value of interest rate swaps designated as cash flow hedges are recognised in equity under the hedging reserve item. Once interest payments are received in relation to the hedged underlying transaction, the hedging reserve is reclassified and recognised in profit or loss under net interest income/expense.

The economic connection between underlying transaction and hedging instrument is established by comparing the value-determining risk factors. Given complete or approximate convergence of the main value-determining risk factors of the underlying transaction and the hedging instrument, evidence of the economic connection is rendered based on the critical terms match method. In all other cases, depending on the extent of the divergence of the value-determining risk factors in each case, either sensitivity analyses or the characteristics of the dollar offset methods are utilised to evidence the economic connection.

Differences in the value-determining factors between the underlying transaction and the hedging instrument creates sources of ineffectiveness. In the case of designated hedges in the interest rate risk area, no potential sources of ineffectiveness existed at present. As the basis values of the underlying transaction and the hedging instrument always converge, the accounting hedge ratio always amounts to 1:1. In other words, the designated quantity or designated volume of the hedging instrument corresponds to the designated quantity or designated volume of the underlying transaction. The hedge ratio is adjusted if the hedge ratio exhibits a disequilibrium which would result in ineffectiveness, creating an accounting consequence irreconcilable with the purpose of hedge accounting. No ineffectivenesses exist for this reason.

A detailed overview of the weighted interest rates applicable at the end of the reporting period is provided below:

**INTEREST RATE
SUMMARY AS OF
DEC. 31, 2022**

POSITION	Rate type	Average	Bank ac- counts	Current	Non-current
Deposits	Fixed	-	-	-	-
	Variable	2.18 %	2.19 %	0.84 %	-
	Average	2.18 %	2.19 %	0.84 %	-
Financial liabilities	Fixed	1.36 %	-	1.01 %	1.51 %
	Variable	3.14 %	-	2.60 %	3.24 %
	Average	2.32 %	-	1.62 %	2.51 %

**INTEREST RATE
SUMMARY AS OF
DEC. 31, 2021**

POSITION	Rate type	Average	Bank ac- counts	Current	Non-current
Deposits	Fixed	-	-	-	-
	Variable	0.28 %	0.35 %	-0.08 %	-
	Average	0.28 %	0.35 %	-0.08 %	-
Financial liabilities	Fixed	0.98 %	-	0.48 %	1.15 %
	Variable	0.18 %	-	-	0.21 %
	Average	0.77 %	-	0.39 %	0.89 %

No effects arose from the reform of interbank offered rate benchmarks (IBOR reform).

Commodity price risks

In the commodities area, AMAG Austria Metall AG is particularly exposed to price risks arising from aluminium. These derive from the fact that AMAG Group produces and processes aluminium.

Resultant purchasing and sales risks relating to price-change risks for future purchases and stocks of raw materials as well as sales of aluminium products (primary aluminium, cast alloys, rolled products) of raw materials listed on the London Metal Exchange (LME) are hedged deploying marketable forward commodity transactions and commodity options as hedging instruments.

The aluminium price traded on the London Metal Exchange (LME) comprises a separately identifiable price component in the case of both products manufactured at AMAG (primary aluminium, foundry products, rolled products) as well as raw materials employed such as primary aluminium and aluminium scrap. This is contractually agreed as a separate component, plus any premiums (for transport etc.), and mark-ups for processing as well as grades and grade discounts (in the case of scrap). Such identifiability also remains for products in the production process (inventories). This component can be valued reliably given the listing of the aluminium price on the LME. This is the most important component exposed to price risks. The share of value changes in the aluminium price as a proportion of changes to the fair value of inventories cannot be estimated, as the aluminium price can be subject to very sharp fluctuations (including on the relevant reporting date).

Hedges of future cash flows from the sale of aluminium products of Aluminerie Alouette Inc. are classified as cash flow hedges.

All stocks of aluminium components are hedged against aluminium price risk by means of either derivative financial instruments or customer contracts. The price change risk resulting from such stocks is managed in a dynamic process, as aluminium stocks change constantly due to new additions and disposals. AMAG reports the dynamic hedging of its stocks hedged by derivative financial instruments as fair value hedges in its financial statements, to reduce the profit and loss volatility resulting from the constant measurement of the derivative financial instruments deployed. Fair value hedges are designated with a one-month period and the designated hedges are re-designated after each month to reflect the month-on-month change in the aluminium stock as an underlying transaction together with the volume change in hedging instruments as part of hedge accounting.

Differences in the value-determining risk factors between the underlying transaction and the hedging instrument creates sources of ineffectiveness. In the case of designated hedges in the raw materials

risk area, no potential sources of ineffectiveness exist at present, apart from the potential ineffectiveness from taking into consideration the LME premium expectation (as described above). As the basis values of the underlying transaction and the hedging instrument always converge, and the intrinsic value is always designated when deploying options as hedging instruments, the accounting hedge ratio always amounts to 1:1. In other words, the designated quantity or designated volume of the hedging instrument corresponds to the designated quantity or designated volume of the underlying transaction. The hedge ratio is adjusted if the hedge ratio exhibits a disequilibrium which would result in ineffectiveness, creating an accounting consequence irreconcilable with the purpose of hedge accounting.

Derivatives recognised at fair value through profit or loss cannot be classified as cash flow or fair value hedges under current accounting standards, although they serve as hedges against the Group's operating risk exposures.

Due to the long risk horizon in some cases, such risks are hedged for periods of up to three years (up to six years in the case of derivatives not forming part of hedges). In the commodities price hedging area, too, derivatives are deployed only to hedge raw material price risk if they can be clearly accounted for and measured.

For risks based on fluctuating premiums in connection with aluminium purchasing, premium derivatives are arranged as required. For commodity price risk connected with copper purchases, copper derivatives are arranged to hedge the future copper purchase where required. For commodity price risk connected with alumina purchases, alumina derivatives are arranged to hedge the future alumina purchase where required. Such derivatives are recognised as cash flow hedges.

For commodity risks in connection with the procurement of natural gas at the Ranshofen site, forward contracts are also concluded as required in order to hedge the future price of natural gas. Such derivatives are recognised as cash flow hedges.

SENSITIVITY ANALYSES AS OF DEC. 31, 2022 (IN EUR THOUSAND)

	Change	EUR	USD	CAD	Other	Total
Foreign exchange rate risks						
Change in net financial liabilities due to an exchange rate reduction by	10 %	0	4,835	-3,733	50	1,152
Effect to profit or loss from foreign currency transactions due to an exchange rate reduction by	10 %	-1,180	1,558	0	94	472
Effect to other comprehensive income from foreign currency transactions due to an exchange rate reduction by	10 %	-16,170	5,746	8,000	0	-2,424
Interest rate risks						
Change in net interest result due to an interest rate increased by	1 %	-1,149	522	12	5	-609
Effect to other comprehensive income from interest rate swap due to an interest rate increased by	1 %	410	0	0	0	410
Commodity price risks						
Change in inventory write-down due to an LME aluminium price reduction by	10 %				-10,020	-10,020
Effect to profit or loss from commodity price hedging due to an aluminium price reduction by	10 %				183	183
Effect to other comprehensive income from commodity price hedging due to an LME reduction by	10 %				10,130	10,130

SENSITIVITY ANALYSES AS OF DEC. 31, 2021 (IN EUR THOUSAND)

	Change	EUR	USD	CAD	Other	Total
Foreign exchange rate risks						
Change in net financial liabilities due to an exchange rate reduction by	10 %	0	3,855	-3,413	109	551
Effect to profit or loss from foreign currency transactions due to an exchange rate reduction by	10 %	-2,764	3,679	0	116	1,031
Effect to other comprehensive income from foreign currency transactions due to an exchange rate reduction by	10 %	-29,252	7,419	5,686	0	-16,147
Interest rate risks						
Change in net interest result due to an interest rate increased by	1 %	582	445	26	11	1,064
Effect to other comprehensive income from interest rate swap due to an interest rate increased by	1 %	580	0	0	0	580
Commodity price risks						
Change in inventory write-down due to an LME aluminium price reduction by	10 %				-10,379	-10,379
Effect to profit or loss from commodity price hedging due to an aluminium price reduction by	10 %				-7	-7
Effect to other comprehensive income from commodity price hedging due to an LME reduction by	10 %				522	522

Primary financial assets and liabilities

Financial assets and liabilities comprise other non-current assets and financial assets, trade receivables and payables, other receivables and payables, cash and cash equivalents, and interest-bearing borrowings.

Financial assets in the meaning of IFRS 9 are classified either as financial assets at amortised cost, or as measured at fair value in other comprehensive income (with or without recycling), or as measured at fair value through profit or loss. This classification occurs on the basis of the company's business model for the management of financial assets and the characteristics of the contractual cash flows from the financial asset.

Assets are recognised at amortised cost that are held as part of a business model whose objective is to hold financial assets for the receipt of contractual cash flows exclusively comprising interest and principal payments. The "hold" business model is mainly applied at AMAG.

Financial assets are measured at fair value on initial recognition. Settlement date accounting is normally applied to standard market purchases and sales of financial instruments. Price offers by banks or similar pricing models are used to measure the fair value of financial instruments at the end of a reporting period. The fair values of financial assets generally correspond to their market prices on the balance sheet date. In the absence of quoted prices on active markets, they are calculated applying generally accepted valuation models and current market parameters (especially interest rates, exchange rates and counterparties' credit ratings). To this end, the cash flows generated by the financial instruments are discounted to the balance sheet date.

Derecognition of financial assets

Financial assets are derecognised if the contractual rights conferred by the assets expire, or the Group has transferred its contractual rights to receive cash flows from the assets, or assumed a contractual obligation to pay the cash flows to a third party immediately under an agreement that meets the conditions set out in IFRS 9 3.2 (a so-called "pass-through arrangement"), and has either (a) transferred substantially all the risks and rewards entailed in ownership of the financial asset or (b) neither transferred nor retained substantially all the risks and rewards entailed in ownership of the financial asset, but has transferred control of the asset.

If the Group transfers its contractual rights to receive cash flows from an asset, or enters into a pass-through arrangement, and neither transfers nor retains substantially all the risks and rewards entailed

in ownership of the financial asset, but retains control of the transferred asset, then the Group continues to recognise the asset to the extent of its continuing involvement in the latter. Financial liabilities are derecognised when the obligation specified in the contract is discharged or cancelled, or expires.

Firm commitment

When an off-balance-sheet firm commitment (customer order) is designated as a hedged item, the subsequent cumulative change in the fair value of the commitment attributable to the hedged risk is recognised as an asset or liability through profit or loss.

Liabilities

Liabilities are recognised at amortised cost in accordance with IFRS 9, applying the effective interest method. The effective interest method amortises the difference between the cost and the nominal value, applying the effective interest rate. The effective interest rate is the rate that discounts the estimated future cash flows until maturity, or the next market price-oriented interest rate adjustment date, to the current carrying amount of the financial asset or financial liability.

Derivative financial instruments

Exclusively standard market instruments with sufficient market liquidity and from business partners with low default risk are utilised for hedging. Where material, measurement takes into account counterparty credit risk as well as the company's own credit risk.

Embedded derivatives

Derivatives embedded in other financial instruments or host contracts are treated as separate derivatives if their risks and characteristics are not closely related to those of the host contracts, and they are in any case not measured at fair value.

Cash flow hedges

Foreign exchange derivatives are employed to hedge cash flows from outstanding and anticipated foreign currency transactions. Additionally, raw material price risks (in relation to aluminium and, to a minor extent, copper) arising from expected and highly probable forecast transactions are hedged using commodity derivatives. Euro-denominated interest rate swaps serve as a hedge against interest rate risk. Fixed interest is paid on the notional value of the swap contract and, in return, the Group receives variable interest payments on the same principal amount. These interest rate swaps offset effects on the cash flows of the underlying variable rate financial liabilities due to future changes in interest rates, and the fair values of the interest rate derivatives derive from the change in the yield curve that has occurred since the start of the term.

In the case of options, only the intrinsic value of the derivative is designated as a hedging instrument. Changes in the fair value of this intrinsic value are recognised in the hedging reserve, and changes in the fair value of the derivative are carried directly to equity in the fair value reserve. When hedging transaction-related underlying transactions, on the date when the hedge transaction occurs the fair value reserve is either released against the purchase costs of the non-financial asset or in other cases reclassified in profit or loss through other comprehensive income. If periodic underlying transactions

are hedged, the fair value reserve is released systematically in profit or loss over the designation period, as a matter of principle. In accordance with IFRS 9B6.5.31, systematic release in profit or loss is waived if the amount of the fair value reserve is attributable to combinations of call and put options whose fair value amounted to zero on the designation date.

In the case of a cash flow hedge, the effective portion of the change in fair value is recognised in other comprehensive income, under the hedging reserve item, whereas the ineffective portion is recognised immediately in profit or loss, under the cost of materials. However, if a hedge of a forecast transaction results in the recognition of a non-financial asset or non-financial asset liability, the amounts recognised in other comprehensive income are recorded as part of the cost of that non-financial asset or non-financial asset liability at the time of recognition. In all other cases, amounts deferred in equity are recognised in profit or loss on the date, or dates, on which the hedged cash flows affect the result.

The Group uses forward contracts and options to hedge part of future sales of its share of production from Aluminerie Alouette Inc. The derivatives used for this purpose are classified as cash flow hedges.

Derivative financial instruments qualifying as cash flow hedges and recognised in the hedging reserve are as follows:

		2022			2021		
CURRENCY OR COMMODITY		Longest term	Nominal values *)	Market values in EUR thousand	Longest term	Nominal values *)	Market values in EUR thousand
Currency derivatives							
Foreign exchange forwards							
USD	Sale	12/2025	210,466	-8,843	12/2025	325,421	-13,092
JPY	Sale	12/2025	668,814	490	12/2025	895,914	501
CAD	Buy	12/2025	96,000	-1,389	12/2024	73,000	1,047
USD	Buy	11/2023	63,565	-519	11/2023	84,000	-327
Commodity derivatives							
Forward contracts							
AL	Sale	12/2025	31,615	1,867	12/2024	45,730	-7,670
CU	Buy	12/2023	300	74			
TE	Buy	01/2023	7,000	-363	01/2023	89,000	-67
PR	Buy	01/2024	14,550	-1,045	01/2022	475	67
Options							
AL	Sale	12/2024	18,000	-2,004	12/2023	48,000	-8,529
Gas derivatives							
Commodity swaps							
EUR		12/2026	4,047	107			
Interest rate derivatives							
Interest rate swaps							
EUR		12/2024	20,000	2,421	12/2024	30,000	-150
Embedded derivative							
AL	Sale	12/2029	158,959	-22,199	12/2029	181,650	23,123

*) The nominal values of currencies are stated in thousands, and those of commodities in tonnes of aluminium (AL), copper (CU), alumina (TE) and premium (PR).

CASH FLOW HEDGES IN EUR THOUSAND	2022			2021		
	Receivable	Liability	Total	Receivable	Liability	Total
Currency derivatives	3,865	-14,126	-10,261	2,083	-13,954	-11,871
Commodity derivatives	2,933	-4,297	-1,363	2,117	-18,316	-16,199
Interest rate derivatives		2,421	2,421		-150	-150
Embedded derivative	-22,199		-22,199	23,123		23,123
TOTAL	-15,401	-16,002	-31,403	27,323	-32,420	-5,096

		Term of 1 year		Term of 1 to 3 years		Term of more than 3 years	
		Nominal *)	Average forward rate	Nominal *)	Average forward rate	Nominal *)	Average forward rate
CURRENCY OR COMMODITY 2022 IN EUR THOUSAND							
Currency derivatives							
Foreign exchange forwards							
USD	Sale	178,680	1.1209	31,786	1.1973		
JPY	Sale	225,900	122.3160	442,914	121.7079		
CAD	Buy	53,000	1.3260	43,000	1.3114		
USD	Buy	63,565	1.0590				
Commodity derivatives							
Forward contracts							
AL	Sale	22,615	2,217	9,000	2,319		
CU	Buy	300	7,768				
TE	Buy	7,000	304				
PR	Buy	14,550	259				
Options							
AL	Sale	18,000	2,234				
Gas derivatives							
Commodity swaps							
EUR				3,603	58.75	444	50.70
Interest rate derivatives							
Interest rate swaps							
EUR		10,000	2.68%	10,000	2.70%		
Embedded derivative							
AL	Sale					158,959	2,663 USD/tonne

*) The nominal values of currencies are stated in thousands, and those of commodities in tonnes of aluminium (AL), copper (CU), alumina (TE) and premium (PR).

		Term of 1 year		Term of 1 to 3 years		Term of more than 3 years	
		Nominal *)	Average forward rate	Nominal *)	Average forward rate	Nominal *)	Average forward rate
CURRENCY OR COMMODITY 2021 IN EUR THOUSAND							
Currency derivatives							
Foreign exchange forwards							
USD	Sale	221,532	1.1841	97,109	1.2326	6,780	1.2023
JPY	Sale	227,100	122.5443	527,500	122.0958	141,314	121.2338
CAD	Buy	34,000	1.3152	39,000	1.2961		
USD	Buy	83,451	1.1277	549	1.2037		
Commodity derivatives							
Forward contracts							
AL	Sale	30,715	1,630	15,015	1,670		
TE	Buy	82,000	312	7,000	311		
PR	Buy	475	134				
Options							
AL	Sale	30,000	1,632	18,000	1,655		
Interest rate derivatives							
Interest rate swaps							
EUR		10,000	-0.95%	20,000	-0.71%		
Embedded derivative							
AL	Sale					181,650	2,432 USD/ton

*) The nominal values of currencies are stated in thousands, and those of commodities in tonnes of aluminium (AL), copper (CU), alumina (TE) and premium (PR).

The following underlying transactions were hedged:

RISK	2022		2021	
	Change in value of underlying transaction	Amount of reserve	Change in value of underlying transaction	Amount of reserve
Currency risks				
Future sale	-8,353	8,353	-12,591	12,591
Future purchase	-1,908	1,908	720	-720
Commodity price risks				
Future sale	-22,335	77,594	6,924	58,726
Future purchase	-1,227	1,227	0	-0
Interest rate risks				
Future interest paid	2,421	-2,421	-150	150
less deferred tax from hedging reserve		-23,267		-18,703
TOTAL	-31,403	63,395	-5,096	52,044

The cumulative valuation adjustment of the underlying transaction from the cash flow hedge accounting is consistent with the value change of the derivative plus the ineffectiveness. The change in value of the embedded derivative corresponds to the level of the reserve less the ineffectiveness and the initial measurement amount.

The table below shows the changes in the hedging reserve (gross) in accordance with IFRS 9:

HEDGING RESERVE 2022 IN EUR THOUSAND	Commodity derivatives	Currency derivatives	Interest rate derivatives	Embedded derivative	Total
Change in fair value recognised directly in other comprehensive income (OCI)	-14,452	1,994	2,744	-54,180	-63,894
Reclassification from OCI recognised through profit or loss	1,818	26,425		21,986	50,229
Revenue	2,731	25,789		10,993	39,513
Materials	-913	785		10,993	10,865
Other operating expenses		24		0	24
Net financial income (expenses)		-173			-173
HEDGING RESERVE 2021 IN EUR THOUSAND	Commodity derivatives	Currency derivatives	Interest rate derivatives	Embedded derivative	Total
Change in fair value recognised directly in other comprehensive income (OCI)	-31,240	-15,408	842	-43,404	-89,210
Reclassification from OCI recognised through profit or loss	19,016	-2,196		11,902	28,722
Revenue	20,506	2,356		5,951	28,813
Materials	-1,490	-3,715		5,951	746
Other operating expenses		-898		0	-898
Net financial income (expenses)		61			61

Fair value hedges

Forward transactions designated as fair value hedges are used for the purpose of aluminium inventory hedging. Physical stocks are hedged against exchange rate and price movements (portfolio hedging of the aluminium price portion of inventories). Changes in the market value of these instruments are recorded as raw materials and consumables used.

In a fair value hedge, both the underlying transaction in relation to the hedged risk and the derivative hedging instrument are measured at fair value, and changes in the latter are recognised in profit or loss. Subsequent measurement is at market value, as a matter of principle.

The following derivative financial instruments qualify as fair value hedges, and are recognised in profit or loss:

CURRENCY OR COMMODITY	2022			2021			
	Longest term	Nominal values *)	Market values in EUR thousand	Longest term	Nominal values *)	Market values in EUR thousand	
Commodity derivatives							
Forward contracts							
AL	Sale	03/2023	94,793	13,734	01/2022	78,824	13,026
AL	Buy	12/2023	293	-20	12/2023	20,224	-2,368
Hedged firm commitments							
AL	Sale	12/2023	293	20	12/2023	20,224	2,368
AL	Buy	03/2023	94,793	-13,734	01/2022	78,824	-13,026

*) The nominal values of currencies are stated in thousands, and those of commodities in tonnes of aluminium (AL)

FAIR VALUE HEDGES IN EUR THOUSAND	2022			2021		
	Receivable	Liability	Total	Receivable	Liability	Total
Commodity derivatives	13,754	-13,754	0	15,394	-15,394	0

The following underlying transactions were hedged:

	2022		2021	
RISK	Change in value of hedged item	Book value of hedged item	Change in value of hedged item	Book value of hedged item
Commodity price risks				
Inventories	-22,805	181,731	15,367	179,618

The cumulative valuation adjustment of the underlying transaction from the fair value hedge accounting concurs with the value change of the hedge.

Fair value reserve

FAIR VALUE RESERVE IN EUR THOUSAND	2022	2021
As of Jan. 1	-899	-286
Changes in fair value	37	-613
AS OF DEC. 31	-861	-899

Derivative financial instruments

Foreign exchange and commodity (aluminium) derivatives that do not meet the requirements for hedge accounting under IFRS 9 in terms of documentation and effectiveness must be classified as measured at fair value. Fair value changes in these derivative financial instruments are recognised through profit or loss.

Derivative financial instruments qualifying as measured at fair value through profit or loss:

CURRENCY OR COMMODITY	2022			2021			
	Longest term	Nominal values *)	Market values in EUR thousand	Longest term	Nominal values *)	Market values in EUR thousand	
Currency derivatives							
Foreign exchange forwards							
JPY	Buy	09/2023	75,300	-28	09/2023	151,000	-3
USD	Buy	02/2024	21,924	1,302	12/2023	41,928	590
GBP	Sale	07/2023	3,645	84	03/2022	5,384	-77
JPY	Sale	09/2023	171,500	56	09/2023	296,937	91
USD	Sale	02/2024	21,965	-2,595	12/2023	45,118	-3,454
NOK	Sale	04/2023	1,075	1	01/2022	600	-1
Commodity derivatives							
Forward contracts							
AL	Buy	12/2023	338,707	-24,044	12/2023	250,701	15,516
AL	Sale	08/2023	338,707	15,556	05/2022	250,701	-16,396
Interest rate derivatives							
Interest rate swaps							
EUR		12/2025	21,000	-142	12/2025	28,000	-270

*) The nominal values of currencies are stated in thousands, and those of commodities in tonnes of aluminium (AL)

The nominal values comprise the gross sum of the purchase and sales prices of the derivative financial transactions. The value of commodity derivatives is stated in tonnes in the transaction currency.

The market values are based on the values at which the respective transactions are traded as at the end of the reporting period. The market values of commodity derivatives reflect official aluminium prices listed on the London Metal Exchange (LME) at the end of the reporting period.

The fair value of forward derivatives is calculated on the basis of the forward rate as at the end of the reporting period.

Recognised models are applied in order to determine option prices. The market valuation of interest rate swaps, interest rate caps and forward rate agreements is performed on the basis of generally accepted mathematical measurement models. A hedge's term is determined by that of its underlying transaction, as a matter of principle.

Additional disclosures about financial instruments pursuant to IFRS 7:

2022 FINANCIAL INSTRUMENTS PURSUANT TO IFRS 7 IN EUR THOUSAND	Fair value hedge	Cash flow hedge	Mandatorily at fair value through profit or loss	Equity investments at fair value through OCI	At amortised cost	Not a financial instrument	Book value as of Dec. 31, 2022	Fair value as of Dec. 31, 2022
Assets								
Other non-current assets and financial assets	0	1,942	9,446	1,697	1,874	338	15,297	15,297
Trade receivables	0	0	0	0	166,810	0	166,810	166,810
Current tax assets	0	0	0	0	0	1,880	1,880	1,880
Other current assets	13,834	7,299	12,648	0	21,655	24,029	79,465	79,465
Contract assets	0	0	0	0	2,418	0	2,418	2,418
Cash and cash equivalents	0	0	0	0	285,672	0	285,672	285,672
Liabilities								
Interest-bearing non-current financial liabilities (without leases)	0	0	0	0	510,938	0	510,938	476,875
Non-current lease liabilities	0	0	0	0	4,830	0	4,830	4,830
Other non-current liabilities and grants	0	26,268	84	0	1,098	45,870	73,320	73,320
Interest-bearing current financial liabilities (without leases)	0	0	0	0	162,047	0	162,047	157,257
Current lease liabilities	0	0	0	0	1,204	0	1,204	1,204
Trade payables	0	0	0	0	112,313	0	112,313	112,313
Current tax liabilities	0	0	0	0	0	76	76	76
Other current liabilities and grants	120	14,377	22,381	0	5,214	60,072	102,164	102,164

2021 FINANCIAL INSTRUMENTS PURSUANT TO IFRS 7 IN EUR THOUSAND	Fair value hedge	Cash flow hedge	Mandatorily at fair value through profit or loss	Equity investments at fair value through OCI	At amortised cost	Not a financial instrument	Book value as of Dec. 31, 2021	Fair value as of Dec. 31, 2021
Assets								
Other non-current assets and financial assets	3	31,515	268	1,597	4,321	5	37,708	37,708
Trade receivables	0	0	0	0	153,687	0	153,687	153,687
Current tax assets	0	0	0	0	0	26	26	26
Other current assets	2,439	2,646	25,122	0	17,369	25,752	73,328	73,328
Contract assets	0	0	0	0	2,340	0	2,340	2,340
Cash and cash equivalents	0	0	0	0	171,431	0	171,431	171,431
Liabilities								
Interest-bearing non-current financial liabilities (without leases)	0	0	0	0	390,519	0	390,519	392,787
Non-current lease liabilities	0	0	0	0	5,483	0	5,483	5,483
Other non-current liabilities and grants	5	11,947	1,549	0	1,881	58,417	73,798	73,798
Interest-bearing current financial liabilities (without leases)	0	0	0	0	119,830	0	119,830	120,148
Current lease liabilities	0	0	0	0	1,798	0	1,798	1,798
Trade payables	0	0	0	0	107,860	0	107,860	107,860
Current tax liabilities	0	0	0	0	0	20,947	20,947	20,947
Other current liabilities and grants	13,096	27,311	27,846	0	4,282	45,509	118,044	118,044

Cash and cash equivalents, financial instruments, and trade receivables and other assets generally have short terms. For this reason, the carrying amounts for these items are approximately the same as the respective fair value. Financial instruments not categorised in accordance with IFRS 7 include financial assets and liabilities measured at fair value as well as those recognised at amortised cost.

In general, trade payables and other current liabilities have terms of less than one year, and the recognised values are approximations of their respective fair value. The fair values of bank borrowings and other financial liabilities are calculated as the present values of the related payments on the basis of the respective yield curve, taking account of the Group's credit risk exposure.

The derivatives are divided into the following categories in accordance with IFRS 9:

DERIVATIVES WITH POSITIVE FAIR VALUE	2022		2021	
	Long-term	Short-term	Long-term	Short-term
IN EUR THOUSAND				
Derivatives mandatorily at fair value through profit or loss	6	12,648	268	25,122
Fair value hedge derivatives	0	13,834	3	2,439
Cash flow hedge derivatives	1,942	7,299	31,515	2,646
TOTAL	1,948	33,781	31,786	30,208

DERIVATIVES WITH NEGATIVE FAIR VALUE	2022		2021	
	Long-term	Short-term	Long-term	Short-term
IN EUR THOUSAND				
Derivatives mandatorily at fair value through profit or loss	84	22,381	1,549	27,846
Fair value hedge derivatives	0	120	5	13,096
Cash flow hedge derivatives	26,268	14,377	11,947	27,311
TOTAL	26,352	36,877	13,500	68,253

Derivatives with positive fair values are reported on the balance sheet under the other assets item, and derivatives with negative fair values are reported under other liabilities and grants.

Net gains and losses by measurement categories

NET GAINS (LOSSES) ON FINANCIAL INSTRUMENTS IN EUR THOUSAND	2022	2021
Hedging instruments mandatorily at fair value through profit or loss	-5,851	3,275
Fair value through other comprehensive income	338	322
Liabilities at amortised costs	7,087	-2,959
	1,574	638

The net profit/loss from financial instruments includes dividends received, but not profit attributable to non-controlling interests, or interest expense and interest received. Impairment losses and reversals of impairment losses, foreign exchange gains and losses, gains and losses on disposals, and other changes in the fair values of financial instruments recognised in profit or loss are included in the calculation of net profit/loss from financial instruments.

Gains and losses from derivative financial instruments used to hedge operating risk, which are offset by expenses under raw material and consumables and by revenue, are not included in net profit/loss from financial instruments.

The measurement categories are as follows:

MEASUREMENT CATEGORIES IN EUR THOUSAND	2022				2021			
	Level 1	Level 2	Level 3	Total	Level 1	Level 2	Level 3	Total
ASSETS								
Other non-current assets and financial assets	9,440	1,948	1,697	13,085	0	2,411	30,971	33,383
Other current assets	0	33,781	0	33,781	0	30,208	0	30,208
LIABILITIES								
Interest-bearing non-current financial liabilities	0	476,875	0	476,875	0	392,787	0	392,787
Other non-current liabilities and grants	0	4,485	21,867	26,352	0	13,500	0	13,500
Interest-bearing current financial liabilities	0	157,257	0	157,257	0	120,148	0	120,148
Other current liabilities and grants	0	36,545	332	36,877	0	62,002	6,251	68,253

The Group applies the following hierarchy to determine and report the fair value of financial instruments for each valuation:

Level 1: Quoted (unadjusted) prices in active markets for identical assets or liabilities. This relates in its entirety to an investment fund.

Level 2: Methods in which all inputs that have a material effect on the reported fair value are directly or indirectly observable. The transactions outlined below are recognised at this level:

Forward currency transactions:

In forward currency transactions, a specified amount of a certain currency is exchanged for an amount in another currency at an agreed exchange rate on a particular date. Both of the cash flows arising at the maturity date are recognised at present value on the basis of the yield curve for each transaction currency. The present value of the forward currency transaction comprises the difference between the two cash flows discounted to their present value and translated into the reporting currency applying the exchange rates. The exchange rates and the yield curve are applied as inputs.

Interest rate swap:

Interest rate swaps involve the exchange of a floating interest rate for a fixed rate. Measurement entails calculating the present value of the variable interest payments and the present value of the fixed interest payments. The present value of the interest rate swap is the difference of the two cash flows discounted to present value over the term of the transaction. The inputs comprise 3-month Euribor and the yield curve.

Commodity futures:

The value of these futures is the difference between the contract price and the aluminium price quoted on the London Metal Exchange (LME) at the maturity date of the transaction. The inputs are the closing price of the aluminium price as quoted on the LME, including the term structure, as well as the currency forward structure curve (USD to EUR).

Commodity options:

The Black-Scholes model is applied in the valuation of commodity options. The key inputs are the closing price of the aluminium price as quoted on the London Metal Exchange (LME), including the term structure, the currency forward structure curve (USD to EUR), and aluminium price volatility data.

Alumina and premium derivatives:

The valuation of the alumina and premium business derives from the difference between the contract price and the final quotation of the alumina or premium price according to the broker on the respective due date of the transaction. The closing prices of the alumina or premium price according to the broker and the currency forward structure curve (USD to EUR) are applied as inputs.

Forward contracts for natural gas:

The valuation of the forward contracts reflects the difference between the contract price and the closing quotation of the natural gas price (THE EEX Base) as of the respective due date of the transaction. The closing price on the stock exchange is used as the input.

Level 3: Methods based on inputs that have a material effect on fair value and are not based on observable market data.

The measurement of the participating interests was not based on observable data, but instead on company estimates, and is consequently allocated to Level 3.

Assets measured at a fair value determined in accordance with Level 3 in the course of a subsequent measurement relate to the embedded derivative included in the electricity supply agreement for the Alouette smelter.

Regarding the measurement of the liability relating to callable non-controlling interests, please see section F Accounting judgements and estimates.

Electricity contract concluded by Aluminerie Alouette Inc. (embedded derivative):

Alouette has an electricity contract with a state-owned utility that directly ties the rate to be paid by Alouette to the market price of aluminium under a contractual pricing formula.

The contract contains an embedded derivative due to the dependency of the electricity price on the aluminium price. This derivative is designated as a hedging instrument as part of cash flow hedges. The fair value of the derivative is measured on the basis of a model. Given the monopolistic electricity market in Canada, no liquid electricity market exists in the conventional sense (a mark-to-market price is not directly observable). A forward price model is consequently employed to value the derivative, applying an electricity reference price, related yield curves, forward aluminium prices and forward foreign currency exchange rates.

In order to obtain a market-based valuation of the contract, the present value of future electricity payments is subsequently calculated applying forward aluminium prices plus a premium (Midwest premium) based on the expected term of the electricity contract and compared with the present value of future electricity payments based on Alouette's reference electricity price taking into account USD to CAD forward structures. The difference calculated in this manner provides a model-based valuation of the embedded derivative.

The derivative's positive fair value on initial measurement was classified as a public subsidy (from the Government of Québec), and reported under other non-current and current liabilities accordingly. The subsidy is released through profit or loss in line with the expenses as expected according to the terms in the contract.

The fair value of the embedded derivative in the electricity purchasing contract of Aluminerie Alouette Inc. is based on Level 3 fair value measurement. The change in the value of the embedded derivative is shown below:

DEVELOPMENT OF EMBEDDED DERIVATIVE IN EUR THOUSAND	2022	2021
As of Jan. 1	23,123	37,786
Addition	0	29,486
Currency translation differences	1,996	1,117
Changes in fair value	-54,180	-43,405
Recycling	6,862	-1,861
AS OF DEC. 31	-22,199	23,123
thereof current	-332	-6,251

In the previous year, the addition derives from the extension of the estimate for the term of the electricity contract by five years until December 31, 2029. Further details are provided in section F Accounting judgements and estimates.

The impact of a change in the aluminium price on measurement is outlined below:

SENSITIVITY IN EUR THOUSAND	2022		2021	
	+10 %	-10 %	+10 %	-10 %
Other non-current assets and financial assets	-32,864	32,864	-35,331	35,331
Other current assets	5,079	5,079	-5,725	5,725

The effect of a change in the derivative's term on the measurement is presented below:

SENSITIVITY IN EUR THOUSAND	2022	2021
	1 year shorter	1 year shorter
Other non-current assets and financial assets	-4,730	-6,476

L CONTINGENT LIABILITIES AND GUARANTEES

Legal proceedings

As at the end of the reporting period, no legal proceedings were pending that represented risks beyond those arising from normal business operations. In addition, the Group was unaware as of the reporting date of any legally relevant circumstances which could lead to the instigation of such proceedings.

Supplementary information

SECURITIES AND GUARANTEES 2022 IN EUR THOUSAND	2022	2021
Securities and guarantees	3,717	7,166
	3,717	7,166

The securities and guarantees mainly relate to bank guarantees for public institutions (EUR 1,947 thousand, previous year: EUR 5,554 thousand). A provision of EUR 2,437 thousand (previous year: EUR 636 thousand) has been formed for the same matter.

Contingent liabilities are not shown on the balance sheet, apart from those recognised in accordance with IFRS 3 (details are included in section F Accounting judgements and estimates). They are disclosed when the possibility of an outflow of resources embodying economic benefits cannot be excluded, but the criteria for the recognition of a provision are not met.

Contingent assets are disclosed in the consolidated financial statements only if an inflow of resources embodying economic benefits is probable. No contingent receivables exist at present.

M RELATED PARTY DISCLOSURES

All of the transactions under this item occur on an arm's length basis.

The following remuneration was granted to members of the Supervisory and Management Boards, and to managing directors:

REMUNERATION 2022 IN EUR THOUSAND	Supervisory Board members	Management Board members	Directors	Total
Benefits	638	3,880	3,261	7,779
Post-employment benefits	0	184	78	261
	638	4,064	3,339	8,041

REMUNERATION 2021 IN EUR THOUSAND	Supervisory Board members	Management Board members	Directors	Total
Benefits	638	2,710	2,734	6,082
Post-employment benefits	0	172	163	335
	638	2,881	2,897	6,417

Management Board compensation owing, including expenses for pensions and severance benefits, stood at EUR 4,769 thousand in the financial year (previous year: EUR 2,881 thousand). An amount of EUR 4,064 thousand was expensed in the financial year under review.

The Management Board contracts include a long-term performance-based component. The long-term variable performance bonus is calculated for each Management Board member until the end of the respective contract term. It is based on the future trend in the value of the company's equity. For the Management Board's variable performance bonus, which depends on future developments and the

realisation of key performance indicators, precautions in the amount of EUR 2,385 thousand (previous year: EUR 2,520 thousand) plus incidental salary costs of EUR 173 thousand (previous year: EUR 182 thousand) were recognised in profit or loss in the financial year under review.

No loans have been extended to Management and Supervisory Board members, and no guarantees have been given on their behalf. No other transactions – and, in particular, no purchase contracts involving assets of significant value – have been entered into with related parties.

Supplier relationships

SUPPLY RELATIONSHIP 2022 IN EUR THOUSAND

	RLB Ober- österreich AG	Spedi- tionservice Ranshofen Ges.m.b.H.	Others	Total
Received	277	20,191	97	20,565
Provided	0	326	0	326
Status of receivables	108	49	0	158
Status of payables	25,129	1,308	5	26,442

SUPPLY RELATIONSHIP 2021 IN EUR THOUSAND

	RLB Ober- österreich AG	Spedi- tionservice Ranshofen Ges.m.b.H.	Others	Total
Received	255	19,668	69	19,993
Provided	0	196	2	198
Status of receivables	33,411	8	0	33,419
Status of payables	27,570	1,467	3	29,040

The services purchased at Speditionsservice Ranshofen Ges.m.b.H. relate to freight and forwarding services. The rendered services concern rentals of operating buildings. The services procured at RLB Oberösterreich AG derive from interest payments and commissions for loans granted. Furthermore, committed credit lines of RLB Oberösterreich exist in an amount of EUR 30,000 thousand (previous year: EUR 30,000 thousand).

From January 1, 2012 to December 31, 2021, AMAG Austria Metall AG was the parent company of a corporate group pursuant to Section 9 (1) of the Austrian Corporation Tax Act (KStG) 1988. As of January 1, 2012 with the group member AMAG Erste Beteiligungsverwaltungs GmbH, as of the beginning of the 2018 financial and calendar year with the further group members Austria Metall GmbH, AMAG casting GmbH, AMAG metal GmbH, AMAG rolling GmbH and AMAG service GmbH, and as of the beginning of the 2019 financial year with the further group member coilDNA GmbH. The tax offsetting was regulated in the Group and Tax Offsetting Agreement dated December 10, 2012. A transfer was payable to the group parent company in the amount corresponding to a tax that would be payable in the absence of a corporate group. In any case, a group transfer equivalent to the minimum corporation tax had to be paid. Records of tax losses and minimum corporation taxes were kept for offsetting against future taxable profits. By agreement dated May 4, 2022, the corporate group with the group parent company AMAG Austria Metall AG was discontinued at the end of the 2021 calendar and financial year.

With the Group and Tax Offsetting Agreement dated May 4, 2022, AMAG Austria Metall AG joined the corporate group as a group member in the meaning of Section 9 (1) KStG 1988 with group parent company B&C Holding Österreich GmbH. The grouping between B&C Holding Österreich GmbH and AMAG Austria Metall AG occurs for the first time for the group member's 2022 fiscal year. Pursuant to the agreement, AMAG Austria Metall AG and AMAG companies that are included in the group form the AMAG tax group.

The AMAG tax group's combined tax result, which is to be determined by taking into consideration the special regulations for tax groups, is relevant for determining the tax transfer of AMAG Austria Metall AG to the group parent. The regulations concerning the limitation of the tax deductibility of interest expenses pursuant to Section 12a KStG must be taken into consideration. In determining the tax transfer, the corporation tax rate applicable for the respective fiscal year is applicable. Domestic or foreign withholding taxes of AMAG tax group companies that are effectively deductible against the tax liability relating to the overall group result at the group parent company, and that are passed on to the group parent company, reduce the tax allocation, or in certain cases are settled. The tax transfer is reduced if the group parent company can offset tax loss carryforwards or tax losses caused by the group parent company against the allocated taxable profit of the AMAG tax group. The principle of

equal treatment of all group members and the group parent applies to the assessment of the possibility to offset losses and/or loss carryforwards. If the AMAG tax group incurs a tax loss or a loss that cannot be offset for tax purposes in a given fiscal year, this loss is recorded and offset against future taxable profits. At least an amount corresponding to the sum of the minimum taxes for all corporations subject to unlimited tax liability in Austria that are included in the AMAG tax group must be paid to the group parent company as a tax transfer. The minimum tax transfer is recorded and offset against future tax transfers. Upon termination of the agreement, losses and minimum tax transfers that have not yet been offset are to be settled appropriately by the group parent company in the form of a compensation payment. The same applies to interest and EBITDA carryforwards that have not yet been offset.

For the AMAG tax group, a separate tax allocation agreement was concluded on May 4, 2022, with effect from January 1, 2022, between AMAG Austria Metall AG and AMAG companies included in the group. If in a fiscal year a company in the AMAG tax group achieves a taxable profit as determined in accordance with the regulations of the Austrian Corporation Tax Act (KStG), this company is obligated to pay a tax transfer to AMAG Austria Metall AG equivalent to the corporation tax (notionally) attributable to this profit. The tax transfer is owed irrespective of whether or in what amount AMAG Austria Metall AG is required to pay a tax transfer to the group parent. Deductible domestic or foreign withholding taxes of a company of the AMAG tax group that are passed on to the group parent company reduce this company's tax transfer, or in certain cases are to be refunded. If a company in the AMAG tax group incurs a loss determined in accordance with the provisions of the Austrian Corporation Tax Act (KStG), this company receives a credit from AMAG Austria Metall AG equivalent to the corporation tax relief (notionally) attributable to this loss. The credit note is issued irrespective of whether or in what amount a credit note is paid to AMAG Austria Metall AG by the group parent company. A notional minimum corporation tax amount is not deducted from the credit amount. Insofar as the AMAG tax group's result is negative, no credit is issued for allocated losses. The credit is recovered as soon as AMAG Austria Metall AG for its part is able to utilise the losses of the group members of the AMAG tax group. In determining the tax transfer, the corporation tax rate applicable for the respective fiscal year is applicable.

N SUPPLEMENTARY INFORMATION

Events after the balance sheet date

No events that require reporting occurred after the balance sheet date.

O APPROVAL

The Management Board approved the consolidated financial statements on February 6, 2023 (previous year: February 8, 2022), and released them for review by the Supervisory Board, for submission to the AGM, and for subsequent publication. The Supervisory Board can institute an amendment to the financial statements as part of the review incumbent upon it.

Ranshofen, February 6, 2023

The Management Board



Mag. Gerald Mayer,
Chief Executive Officer,
Chief Financial Officer



Priv. Doz. Dipl.-Ing.
Dr. Helmut Kaufmann,
Chief Operating Officer



Victor Breguncci, MBA
Chief Sales Officer

DECLARATION OF THE MANAGEMENT BOARD UNDER SECTION 124 (1) OF THE AUSTRIAN STOCK EXCHANGE ACT (BORSEG 2018)

The Management Board hereby declares that to the best of its knowledge the consolidated annual financial statements of AMAG Austria Metall AG, prepared in accordance with the applicable accounting standards, give a true and fair view of the Group's financial position and performance. Likewise, the Group management report as far as possible gives a true and fair view of the AMAG Group's financial position and performance, provides information on the course of business, results and position of the Group, and describes the risks and uncertainties to which the Group is exposed.

Ranshofen, February 6, 2023

The Management Board



Mag. Gerald Mayer
Chief Executive Officer,
Chief Financial Officer



Priv. Doz. Dipl.-Ing.
Dr. Helmut Kaufmann
Chief Operating Officer



Victor Breguncci, MBA
Chief Sales Officer

REPORT ON THE CONSOLIDATED FINANCIAL STATEMENTS

OPINION

We have audited the consolidated financial statements of AMAG Austria Metall AG, Ranshofen, and its subsidiaries (the Group), consisting of the consolidated balance sheet as of December 31, 2022, the consolidated statement of comprehensive income, the consolidated statement of changes in equity, and the consolidated statement of cash flows for the financial year ending on this reporting date, as well as the notes to the consolidated financial statements.

Based on the results of our audit, in our opinion the attached consolidated financial statements conform with legal regulations, and present a true and fair view of the Group's financial position as of December 31, 2022, as well as of its financial performance and cash flows for the financial year ending as of this date, in accordance with the International Financial Reporting Standards (IFRS) as applicable in the EU, and the additional requirements of Section 245a of the Austrian Commercial Code (UGB).

BASIS FOR THE AUDIT OPINION

We conducted our audit in accordance with the EU Regulation No. 537/2014 (hereinafter referred to as the "EU Regulation") and with the Austrian generally accepted auditing principles. These principles require the application of the International Standards on Auditing (ISA). Our responsibilities in accordance with such regulations and standards are described in greater detail in the section entitled "Auditor's responsibilities for the auditing of the consolidated financial statements". We are independent of the Group in accordance with Austrian corporation law and professional law regulations, and we have fulfilled our other professional duties in accordance with these requirements. We believe that the audit evidence that has been obtained until the date of this audit opinion is sufficient and appropriate to provide a sound basis for our audit opinion as of this date.

PARTICULARLY IMPORTANT AUDIT MATTERS

Particularly important audit matters comprise such matters that according to our best judgement were the most important for our audit of the consolidated financial statements for the financial year under review. These matters were taken into consideration in connection with our audit of the consolidated financial statements as a whole, and when forming our audit opinion on these financial statements, and we do not issue a separate audit opinion on these matters.

Below, we present the audit matter we consider particularly important:

Power supply contract concluded by Aluminerie Alouette Inc.

Description:

In October 2016, Aluminerie Alouette Inc., Canada ("AAI") – according to IFRS 11, a joint arrangement to be included proportionally in the consolidated financial statements of AMAG Austria Metall AG – concluded a power supply contract with the state electricity supplier, where the agreed electricity price is tied to the LME market price of aluminium. Based on this link, the electricity supply contract includes an embedded derivative, which is to be recognised separately. The embedded derivative was designated as a hedging instrument for future primary aluminium sales, representing the underlying transaction in a cash flow hedge. As of the date when the contract was concluded, the derivative's fair value also constitutes a government grant.

The derivative has a negative value of EUR 22.2 million as of the balance sheet date on December 31, 2022. In the consolidated financial statements of AMAG Austria Metall AG as of December 31, 2022, the derivative is included in the amount of EUR 21.9 million in the item "Other non-current liabilities and grants" and in the amount of EUR 0.3 million in the item "Other current liabilities and grants". The total amount recognised on the balance sheet for the government grant is EUR 58.0 million and is reported under "Other non-current liabilities and grants" in an amount of EUR 42.1 million and under "Other current liabilities and grants" in an amount of EUR 15.9 million.

The assessment of this matter requires significant assumptions and estimates by the management concerning the related valuation, as the embedded derivative reflects various value-determining risk factors and valuation parameters. The company continues to measure the derivative's fair value applying a forward price model. An electricity reference price, corresponding yield curves and the forward prices of aluminium and foreign currencies are utilised.

In this context, a further significant factor is the assessment of the power supply contract's expected term, whereby the company assumes that the power supply contract will be valid until the end of the contractual term (December 31, 2029).

The corresponding information from the company is contained in the notes to the consolidated financial statements in sections "E Accounting policies", "F Accounting judgements and estimates", "H14 Other liabilities and grants" and "K Financial instruments".

How we addressed this matter as part of the audit:

We critically scrutinised the management's assumptions and estimates, which included conducting the following audit actions:

- › Assessing the extent to which the hedge's risk management objective is consistent with AMAG's risk management strategy, and whether changes have arisen during the financial year under review;
- › Evaluating the process for the management's assessment of the expected (still valid) term of the power contract;
- › Auditing the arithmetical correctness of the forward price model and appraisal of the valuation parameters applied;
- › Auditing the correct presentation in the IFRS consolidated financial statements.

OTHER INFORMATION

The legal representatives are responsible for the other information. Other information includes all information in the 2022 Annual Report apart from the consolidated financial statements, the Group management report and the audit opinion.

Our audit opinion in relation to the consolidated financial statements does not extend to such other information, and we do not issue any type of assurance in this context.

In connection with our audit of the consolidated financial statements, we have a responsibility to read this other information and, in doing so, to consider whether the other information is materially inconsistent with the consolidated financial statements, or our knowledge obtained in the audit or otherwise appears to be misstated.

If, based on the work we perform, we conclude that a material misstatement of that other information has arisen, we are required to report that fact. We have nothing to report in this connection.

RESPONSIBILITIES OF THE LEGAL REPRESENTATIVES AND AUDIT COMMITTEE FOR THE CONSOLIDATED FINANCIAL STATEMENTS

The legal representatives are responsible for the preparation of the consolidated financial statements, and for the fact that, in accordance with IFRS as applicable in the EU and the additional requirements of Section 245a UGB, they convey to the greatest possible extent a true and fair view of the Group's financial position and performance. Moreover, the legal representatives are responsible for the internal controls they deem necessary to enable consolidated financial statements to be prepared that are free of material misstatement, whether intended or unintended.

In preparing the consolidated financial statements, the legal representatives are responsible for assessing the Group's capacity to continue as a going concern, for stating matters connected with the Group as a going concern – where relevant – as well as for applying the going concern accounting principle, unless the legal representatives intend to either liquidate the Group or discontinue the company's operations, or have no realistic alternative to such options.

The Audit Committee is responsible for monitoring the Group financial accounting process.

AUDITOR'S RESPONSIBILITIES FOR AUDITING THE CONSOLIDATED FINANCIAL STATEMENTS

Our objectives are to gain sufficient certainty as to whether the consolidated financial statements as a whole are free of material misstatement, whether intended or unintended, and to issue an audit certificate containing our audit opinion. Sufficient certainty refers to a high degree of certainty, but provides no guarantee that an audit of financial statements conducted in accordance with the EU Regulation and Austrian generally accepted auditing principles, and requiring the application of ISAs, always exposes a material misstatement if such a misstatement exists. Misstatements can arise from fraudulent actions or errors, and are deemed significant if they could reasonably be expected, either individually or in their entirety, to affect business decisions made by users on the basis of these consolidated financial statements.

As part of the auditing of financial statements in accordance with the EU Regulation and Austrian generally accepted auditing principles requiring the application of ISAs, we exercise due professional discretion during the entire audit and maintain a fundamentally critical stance.

The following also applies:

-
- › We identify and assess the risks of material – whether intended or unintended – misstatement in the consolidated financial statements, plan audit activities as a response to such risks, implement them, and obtain audit evidence that is sufficient and appropriate to serve as the basis for our audit opinion. The risk that material misstatements arising from fraudulent actions remain undisclosed is greater than a risk arising from errors, as fraudulent actions can comprise fraudulent collaboration, falsifications, intentionally incomplete documentation, misleading presentations, or the overriding of internal controls.
 - › We gain an understanding of the internal control system of relevance for the audit in order to plan audit actions that are appropriate in the given circumstances, although not with the aim of issuing an audit opinion on the efficacy of the Group's internal control system.
 - › We evaluate the appropriateness of the accounting policies applied by the legal representatives, as well as the justifiability of the estimated figures the legal representatives present in the financial accounting and related disclosures.
 - › We draw conclusions about the suitability of the legal representatives' application of the going concern principle, as well as – based on the audit evidence obtained – whether significant uncertainty exists in connection with events or circumstances that can raise considerable doubts about the Group's capability as a going concern.
If we draw the conclusion that significant uncertainty exists, we are obligated to draw attention in our audit opinion to the related disclosures in the consolidated financial statements, or, if such disclosures are unsuitable, to amend our audit opinion. We draw our conclusions on the basis of audit evidence obtained up until the date of our audit opinion. Future events or circumstances, however, can result in the Group no longer comprising a going concern.
 - › We appraise the overall presentation, the structure and content of the consolidated financial statements, including the disclosures, as well as whether the consolidated financial statements reproduce the underlying business transactions and events in a manner that as far as possible presents a true and fair view.
 - › We obtain sufficient suitable audit evidence concerning the financial information of the units or operating activities within the Group in order to issue an audit opinion on the consolidated financial statements. We are responsible for directing, supervising and conducting the audit of the consolidated financial statements. We bear sole responsibility for our audit opinion.
-

We communicate with the Audit Committee, including concerning the planned scope and planned time allocation for the audit of the financial statements, as well as about important audit findings, including any significant defects in the internal control system that we identify during our audit.

We also issue a statement to the Audit Committee that we have complied with the relevant professional conduct requirements relating to independence, and communicate with it about all relationships and other matters where it could be reasonably assumed that they affect our independence and – where relevant – related protective measures.

Of those matters about which we communicated with the Audit Committee, we determine those that were most significant for the audit of the consolidated financial statements in the financial year under review, and consequently comprise particularly important audit matters. We describe such matters in our audit opinion, unless legislation and other legal regulations prevent the public disclosure of the matter, or we determine in extremely rare cases that a matter should not be communicated in our audit opinion because it is reasonably assumed that the negative consequences of such a communication would exceed its benefits for the public interest.

OTHER STATUTORY AND OTHER LEGAL REQUIREMENTS

REPORT ON THE GROUP MANAGEMENT REPORT

Based on Austrian corporation law regulations, the Group management report is to be audited as to whether it is consistent with the consolidated financial statements and whether it has been prepared in accordance with applicable legal requirements.

Our responsibility is to examine whether the consolidated non-financial statement included in the Group management report has been prepared, and to read it and, in doing so, to assess whether this other information is materially inconsistent with the consolidated financial statements or our knowledge obtained in the audit, or otherwise appears to be misstated.

The legal representatives are responsible for the preparation of the Group management report in accordance with Austrian corporation law regulations.

We conducted our audit in compliance with professional principles relating to the auditing of group management reports.

Opinion

In our opinion, the Group management report has been prepared in accordance with the applicable legal requirements, includes the appropriate disclosures pursuant to Section 243a UGB, and is consistent with the consolidated financial statements.

Statement

Given the findings from the audit of the consolidated financial statements and the understanding gained about the Group and its environment, no significant erroneous disclosures were found in the Group management report.

ADDITIONAL DISCLOSURES PURSUANT TO ARTICLE 10 OF THE EU REGULATION

We were elected as auditors by the Annual General Meeting on April 20, 2022 and appointed by the Supervisory Board on May 5, 2022 to audit the financial statements. We have been the auditors without interruption since the 2017 financial year.

We declare that the audit opinion in the section “Report on the consolidated financial statements” is consistent with the additional report to the Audit Committee pursuant to Article 11 of the EU Regulation.

We declare that we have not rendered any prohibited non-auditing services (Article 5 (1) of the EU Regulation) and that we have maintained our independence from the audited company in performing our audit of the financial statements.

AUDITOR RESPONSIBLE FOR THE MANDATE

Mr. Mag. Thomas Haerdtl is the certified public auditor responsible for the mandate to audit the financial statements.

Vienna, February 6, 2023

Ernst & Young
Wirtschaftsprüfungsgesellschaft m.b.H.

Mag. Thomas Haerdtl m.p.
Certified Public Auditor

ppa Sebastian Schumacher, LL.M. m.p.
Certified Public Auditor

JAHRESABSCHLUSS PER 31. DEZEMBER 2022

(in German)

Group management report

Corporate Governance

Consolidated financial statements

Jahresabschluss per 31. Dezember 2022 (in German)

Anlage 1 Bilanz

Anlage 2 Gewinn- und Verlustrechnung

Anlage 3 Anhang zum Jahresabschluss

Erklärung des Vorstandes gem. § 124 (1) BörseG 2018

Bestätigungsvermerk

Anlage 4 Lagebericht zum Jahresabschluss

BILANZ ZUM 31. DEZEMBER 2022

ANLAGE 1
BILANZ

AMAG AUSTRIA METALL AG, RANSHOFEN

	EUR	Tsd. EUR
	31.12.2022	31.12.2021
AKTIVA		
A. Anlagevermögen		
I. Immaterielle Vermögensgegenstände		
Konzessionen, Schutzrechte, Lizenzen	51.848,87	86
II. Sachanlagen		
Betriebs- und Geschäftsausstattung	477.604,40	463
III. Finanzanlagen		
1. Anteile an verbundenen Unternehmen	540.551.270,00	540.551
2. Wertpapiere (Wertrechte) des Anlagevermögens	9.439.500,00	0
	549.990.770,00	540.551
	550.520.223,27	541.100
B. Umlaufvermögen		
I. Forderungen und sonstige Vermögensgegenstände		
1. Forderungen gegenüber verbundenen Unternehmen	701.248.714,72	659.450
davon mit einer Laufzeit von mehr als einem Jahr	25.000.000,00	0
2. Sonstige Forderungen und Vermögensgegenstände	4.783.738,97	5.678
davon mit einer Laufzeit von mehr als einem Jahr	0,00	0
	706.032.453,69	665.129
II. Guthaben bei Kreditinstituten	226.368.692,05	119.590
	932.401.145,74	784.719

ANLAGE 1
BILANZ

	EUR	Tsd. EUR
	31.12.2022	31.12.2021
AKTIVA		
C. Rechnungsabgrenzungsposten	94.455,37	60
D. Aktive latente Steuern	242.058,16	238
Summe AKTIVA	1.483.257.882,54	1.326.117

PASSIVA	EUR	Tsd. EUR
	31.12.2022	31.12.2021
A. Eigenkapital		
I. Eingefordertes, einbezahltes und gezeichnetes Grundkapital	35.264.000,00	35.264
II. Kapitalrücklagen		
1. Gebundene Kapitalrücklage	94.752.000,00	94.752
2. Nicht gebundene Kapitalrücklage	540.511.618,00	540.512
	635.263.618,00	635.264
III. Gewinnrücklagen		
1. Gesetzliche Rücklage	3.526.400,00	3.526
2. Andere Rücklagen (Freie Rücklagen)	41.056.401,17	39.115
	44.582.801,17	42.641
IV. Bilanzgewinn	52.896.000,00	52.896
davon Gewinnvortrag	0,00	7.053
	768.006.419,17	766.065
B. Rückstellungen		
1. Rückstellungen für Abfertigungen	281.443,00	489
2. Steuerrückstellungen	0,00	11.421
3. Sonstige Rückstellungen	7.316.090,11	4.773
	7.597.533,11	16.683

PASSIVA	EUR	Tsd. EUR
	31.12.2022	31.12.2021
C. Verbindlichkeiten		
1. Verbindlichkeiten gegenüber Kreditinstituten	639.394.030,50	470.806
davon mit einer Restlaufzeit von bis zu einem Jahr	145.851.019,69	108.139
davon mit einer Restlaufzeit von mehr als einem Jahr	493.543.010,81	362.667
2. Verbindlichkeiten aus Lieferungen und Leistungen	364.333,42	245
davon mit einer Restlaufzeit von bis zu einem Jahr	364.333,42	245
3. Verbindlichkeiten gegenüber verbundenen Unternehmen	66.848.968,62	72.001
davon mit einer Restlaufzeit von bis zu einem Jahr	66.848.968,62	72.001
4. Verbindlichkeiten gegenüber Unternehmen mit Beteiligungsverhältnis	0,00	0
davon mit einer Restlaufzeit von bis zu einem Jahr	0,00	0
5. Sonstige Verbindlichkeiten	1.046.597,72	318
davon mit einer Restlaufzeit von bis zu einem Jahr	1.046.597,72	318
davon aus Steuern	15.475,70	12
davon mit einer Restlaufzeit von bis zu einem Jahr	15.475,70	12
davon im Rahmen der sozialen Sicherheit	62.522,40	60
davon mit einer Restlaufzeit von bis zu einem Jahr	62.522,40	60
Summe Verbindlichkeiten	707.653.930,26	543.369
davon mit einer Restlaufzeit von bis zu einem Jahr	214.110.919,45	180.703
davon mit einer Restlaufzeit von mehr als einem Jahr	493.543.010,81	362.667
SUMME PASSIVA	1.483.257.882,54	1.326.117
Haftungsverhältnisse	6.337.105,00	7.670

GEWINN- UND VERLUSTRECHNUNG FÜR DAS GESCHÄFTSJAHR 2022

ANLAGE 2
GEWINN- UND VERLUSTRECHNUNG

	EUR	Tsd. EUR
	1-12/2022	1-12/2021
1. Umsatzerlöse	7.189.561,24	7.428
2. sonstige betriebliche Erträge		
a) Erträge aus dem Abgang vom Anlagevermögen mit Ausnahme der Finanzanlagen	18.222,00	0
b) Erträge aus der Auflösung von Rückstellungen	312,00	4
c) übrige	97.924,99	49
	116.458,99	53
3. Aufwendungen für bezogene Leistungen	-3.009.489,03	-2.740
4. Personalaufwand		
a) Gehälter	-7.974.250,42	-7.880
b) soziale Aufwendungen		
aa) Aufwendungen für Altersversorgung	-215.311,43	-201
bb) Aufwendungen für Abfertigungen und Leistungen an betriebliche Mitarbeitervorsorgekassen	-59.870,64	-57
cc) Aufwendungen für gesetzlich vorgeschriebene Sozialabgaben sowie vom Entgelt abhängige Abgaben und Pflichtbeiträge	-910.869,47	-907
dd) Sonstige Sozialaufwendungen	-12.296,59	-6
	-9.172.598,55	-9.050
5. Abschreibungen		
auf immaterielle Gegenstände des Anlagevermögens und Sachanlagen	-194.173,79	-157
6. sonstige betriebliche Aufwendungen		
a) Steuern, soweit sie nicht unter Z 14 fallen	-16.439,98	-16
b) übrige	-5.798.737,38	-5.033
	-5.815.177,36	-5.048
7. Zwischensumme aus Z 1 bis 6 (Betriebserfolg)	-10.885.418,50	-9.515

ANLAGE 2
GEWINN- UND VERLUSTRECHNUNG

	EUR	Tsd. EUR
	1-12/2022	1-12/2021
8. Erträge aus Beteiligungen	64.000.000,00	62.000
davon aus verbundenen Unternehmen 64.000.000,00 EUR (Vorjahr: 62.000 Tsd. EUR)		
9. sonstige Zinsen und ähnliche Erträge	9.276.736,98	7.033
davon aus verbundenen Unternehmen 8.811.856,35 EUR (Vorjahr: 6.747 Tsd. EUR)		
10. Erträge aus dem Abgang von und der Zuschreibung zu Finanzanlagen	137.600,00	0
11. Zinsen und ähnliche Aufwendungen	-9.222.666,27	-6.302
davon betreffend verbundene Unternehmen -29.383,77 EUR (Vorjahr: 0 Tsd. EUR)		
12. Zwischensumme aus Z 8 bis 11 (Finanzerfolg)	64.191.670,71	62.731
13. Ergebnis vor Steuern (Zwischensumme aus Z 7 und 12)	53.306.252,21	53.215
14. Steuern vom Einkommen und vom Ertrag		
a) Laufende Steuern	1.527.019,09	1.740
davon Verrechnung vom Gruppenträger -11.583.414,00 EUR (Vorjahr: 0 Tsd. EUR)		
davon Verrechnung an Gruppenmitglieder 13.027.517,09 EUR (Vorjahr: 6.833 Tsd. EUR)		
b) Latente Steuern	4.436,26	-238
	1.531.455,35	1.502
15. Ergebnis nach Steuern = Jahresüberschuss	54.837.707,56	54.717

A ALLGEMEINE ANGABEN ZU DEN BILANZIERUNGS- UND BEWERTUNGSMETHODEN

Der Jahresabschluss per 31. Dezember 2022 wurde nach den Vorschriften des UGB in der geltenden Fassung unter Anwendung der Grundsätze ordnungsmäßiger Buchführung und Bilanzierung sowie der Beachtung der Generalnorm, ein möglichst getreues Bild der Vermögens-, Finanz- und Ertragslage der Gesellschaft zu vermitteln, erstellt. Dabei wurde von der Fortführung der Gesellschaft (Going Concern-Prinzip) ausgegangen.

Die Gliederungen im Jahresabschluss erfolgen gemäß § 224 und § 231 Abs. 2 UGB in der Fassung nach dem RÄG 2014.

Die Bewertung der Fremdwährungsforderungen und -verbindlichkeiten erfolgte mit dem Referenzkurs der Europäischen Zentralbank zum 30. Dezember 2022.

B BILANZIERUNGSMETHODEN

In den Methoden der Bilanzierung traten gegenüber 2021 keine Änderungen ein.

C BEWERTUNGSMETHODEN

Die Gegenstände des abnutzbaren Anlagevermögens werden mit den Anschaffungskosten, vermindert um die Abschreibung, angesetzt. Die Abschreibungen erfolgen linear unter Berücksichtigung der wirtschaftlichen Nutzungsdauer.

	Nutzungsdauer
Immaterielle Vermögenswerte	4 bis 5 Jahre
Betriebs- und Geschäftsausstattung	2 bis 10 Jahre

Es wurden im Geschäftsjahr keine Zinsen gemäß § 203 Abs. 4 UGB aktiviert.

Finanzanlagen werden zu Anschaffungskosten oder einem niedrigeren Wert, sollte ihnen am Bilanzstichtag ein solcher beizumessen sein, angesetzt. Die Bewertung erfolgt auf Basis der vorliegenden Planungen durch Diskontierung der prognostizierten Cashflows unter Heranziehung eines Kapitalkostensatzes nach Steuern, welcher aufgrund aktueller Marktdaten für vergleichbare Unternehmen im selben Industriezweig unter Berücksichtigung der länderspezifischen Inflationserwartungen ermittelt wird.

Forderungen werden mit den Anschaffungskosten, gegebenenfalls vermindert um Abschreibungen, angesetzt.

Rückstellungen werden entsprechend dem Grundsatz der Vorsicht gebildet und mit dem Erfüllungsbetrag angesetzt, welcher bestmöglich geschätzt wird.

Verbindlichkeiten werden zum Erfüllungsbetrag angesetzt.

D ERLÄUTERUNGEN ZUR BILANZ

01) ANLAGEVERMÖGEN

Der Wert der Beteiligung an der AMAG Erste Beteiligungsverwaltungs GmbH in Höhe von 540.551 Tsd. EUR resultiert aus dem Jahr 2011 aus Anschaffungskosten und einer Kapitaleinzahlung von insgesamt 40 Tsd. EUR sowie aus durchgebuchten Einbringungsvorgängen in die AMAG Erste Beteiligungsverwaltungs GmbH.

Zum Bilanzstichtag wurden Werthaltigkeitstests für die enthaltenen Anteile an verbundenen Unternehmen (einschließlich der Forderungen gegenüber verbundenen Unternehmen) durchgeführt. Daraus hat sich kein Abwertungsbedarf ergeben.

Im Geschäftsjahr 2022 erfüllte ein Geldmarktfonds mit einem derzeitigen Fondsvolumen von 10.000 Tsd. EUR aufgrund der Veranlagungsstruktur nicht mehr die Kriterien für einen Ausweis unter „Guthaben bei Kreditinstituten“ und war daher ins Finanzanlagevermögen umzugliedern.

02) FORDERUNGEN

Es bestehen keine wechselfähig verbrieften Forderungen und es wurden keine Pauschalwertberichtigungen (§ 226 Abs. 5 UGB) vorgenommen.

Die Forderungen gegenüber verbundenen Unternehmen resultieren mit 625.006 Tsd. EUR (Vorjahr: 591.346 Tsd. EUR) aus Finanzierung, mit 12.238 Tsd. EUR (Vorjahr: 6.095 Tsd. EUR) aus Gruppenbesteuerung, mit 64.000 Tsd. EUR (Vorjahr: 62.000 Tsd. EUR) aus phasengleicher Gewinnausschüttung und mit 5 Tsd. EUR (Vorjahr: 0 Tsd. EUR) aus sonstigen Forderungen. Von den Forderungen aus Finanzierung haben 25.000 Tsd. EUR (Vorjahr: 0 Tsd. EUR) eine Laufzeit von über einem Jahr. Im Vorjahr bestanden auch Forderungen aus Lieferungen und Leistungen von 9 Tsd. EUR.

03) GUTHABEN BEI KREDITINSTITUTEN

In den Guthaben bei Kreditinstituten sind Geldmarktfonds über 126.897 Tsd. EUR (Vorjahr: 95.610 Tsd. EUR) enthalten.

Im Geschäftsjahr 2022 erfüllte ein Geldmarktfonds mit einem derzeitigen Fondsvolumen von 10.000 Tsd. EUR aufgrund der Veranlagungsstruktur nicht mehr die Kriterien für einen Ausweis unter „Guthaben bei Kreditinstituten“ und war daher ins Finanzanlagevermögen umzugliedern.

04) LATENTE STEUERN

Bei der Berechnung der latenten Steuern wird ein Steuersatz von 23 % (Vorjahr: 25 %) verwendet.

IN EUR	Latente Steuern 2022		Latente Steuern 2021	
	Aktiva	Passiva	Aktiva	Passiva
Sachanlagen	0,00	-17.605,72	0,00	-17.571,40
Forderungen	467.879,58	0,00	152.331,11	0,00
Rückstellungen	33.434,87	0,00	91.012,75	0,00
Verbindlichkeiten	7.080,11	-248.730,68	11.849,44	0,00
SUMME	508.394,56	-266.336,40	255.193,30	-17.571,40
Saldierung	-266.336,40	266.336,40	-17.571,40	17.571,40
	242.058,16		237.621,90	

Aktive latente Steuern werden gemäß § 198 Abs. 9 und 10 UGB i.d.F. des RÄG 2014 angesetzt.

05) EIGENKAPITAL

IN EUR	Stand 01.01.2022	Ergebnis nach Steuern	Zuführung	Ausschüttung	Stand 31.12.2022
I. Eingefordertes, einbezahltes und gezeichnetes Grundkapital	35.264.000,00	0,00	0,00	0,00	35.264.000,00
II. Kapitalrücklagen					
1. Gebundene Kapitalrücklage	94.752.000,00	0,00	0,00	0,00	94.752.000,00
2. Nicht gebundene Kapitalrücklage	540.511.618,00	0,00	0,00	0,00	540.511.618,00
Summe Kapitalrücklagen	635.263.618,00	0,00	0,00	0,00	635.263.618,00
III. Gewinnrücklagen					
1. Gesetzliche Rücklage	3.526.400,00	0,00	0,00	0,00	3.526.400,00
2. Andere Rücklagen (Freie Rücklagen)	39.114.693,61	0,00	1.941.707,56	0,00	41.056.401,17
Summe Gewinnrücklagen	42.641.093,61	0,00	1.941.707,56	0,00	44.582.801,17
IV. Bilanzgewinn	52.896.000,00	54.837.707,56	-1.941.707,56	52.896.000,00	52.896.000,00
SUMME EIGENKAPITAL	766.064.711,61	54.837.707,56	0,00	52.896.000,00	768.006.419,17

Das Grundkapital der Gesellschaft beträgt 35.264.000,00 EUR und setzt sich aus 35.264.000 nennbetragslosen Stückaktien mit einem anteiligen Wert am Grundkapital von 1 EUR pro Aktie zusammen.

Gemäß § 4 (5) der Satzung der AMAG Austria Metall AG ist der Vorstand bis 22. September 2025 ermächtigt, mit Zustimmung des Aufsichtsrats das Grundkapital der Gesellschaft – allenfalls in mehreren Tranchen – gegen Bar- und/oder Sacheinlage um bis zu EUR 17.500.000 durch Ausgabe von bis zu 17.500.000 Stück neue, auf Inhaber:in oder Namen lautende Stückaktien zu erhöhen und die Art der Aktien, den Ausgabekurs und die Ausgabebedingungen festzulegen (genehmigtes Kapital 2020). Das gesetzliche Bezugsrecht kann Aktieninhaber:innen in der Weise eingeräumt werden, dass die Kapitalerhöhung von einem Kreditinstitut oder einem Konsortium von Kreditinstituten mit der Verpflichtung übernommen wird, sie den Aktieninhaber:innen entsprechend ihrem Bezugsrecht anzubieten (mittelbares Bezugsrecht). Der Vorstand ist jedoch ermächtigt, mit Zustimmung des Aufsichtsrates das Bezugsrecht der Aktieninhaber:innen bei einer Kapitalerhöhung aus dem genehmigten Kapital ganz oder teilweise auszuschließen, (i) wenn die Kapitalerhöhung gegen Sacheinlagen zum Zweck des Erwerbes von Unternehmen, Unternehmensteilen, Betrieben, Betriebsteilen, Beteiligungen an Unternehmen oder von sonstigen mit einem Akquisitionsvorhaben im Zusammenhang stehenden Vermögensgegenständen erfolgt, (ii) zur Bedienung einer Mehrzuteilungsoption (Greenshoe) oder (iii) für den Ausgleich von Spitzenbeträgen. Der Aufsichtsrat ist ermächtigt, Änderungen der Satzung, die sich durch die Ausgabe von Aktien aus dem genehmigten Kapital ergeben, zu beschließen.

Mit Beschluss der Hauptversammlung der AMAG Austria Metall AG vom 21. Juli 2020 wurde der Vorstand gemäß § 174 Abs. 2 AktG ermächtigt, binnen fünf Jahren ab Datum der Fassung dieses Beschlusses, sohin bis zum 21. Juli 2025, mit Zustimmung des Aufsichtsrats, auch in mehreren Tranchen, Wandelschuldverschreibungen, die das Bezugs- oder Umtauschrecht bzw. eine Bezugs- oder Umtauschpflicht auf insgesamt bis zu 17.500.000 Aktien der Gesellschaft gewähren bzw. vorsehen, auszugeben (Wandelschuldverschreibung 2020). Der Ausgabebetrag, die Ausgabe, das Wandlungsverfahren der Wandelschuldverschreibungen und alle weiteren Bedingungen sind vom Vorstand mit Zustimmung des Aufsichtsrats festzusetzen. Der Ausgabebetrag und das Umtauschverhältnis sind nach Maßgabe anerkannter finanzmathematischer Methoden sowie des Börsenkurses der Aktien der Gesellschaft in einem anerkannten Preisfindungsverfahren zu ermitteln. Das gesetzliche Bezugsrecht kann den Aktieninhaber:innen in der Weise eingeräumt werden, dass die Wandelschuldverschreibungen von einem Kreditinstitut oder einem Konsortium von Kreditinstituten mit der Verpflichtung übernommen werden, sie den Aktieninhaber:innen entsprechend ihrem Bezugsrecht anzubieten (mittelbares Bezugsrecht). Der Vorstand ist weiters ermächtigt, mit Zustimmung des Aufsichtsrats das Bezugsrecht der Aktieninhaber:innen bei der Ausgabe von Wandelschuldverschreibungen ganz oder teilweise auszuschließen, (i) wenn die Ausgabe von Wandelschuldverschreibungen gegen Sacheinlagen

zum Zweck des Erwerbes von Unternehmen, Unternehmensteilen, Betrieben, Betriebsteilen, Beteiligungen an Unternehmen oder von sonstigen mit einem Akquisitionsvorhaben im Zusammenhang stehenden Vermögensgegenständen erfolgt oder (ii) für den Ausgleich von Spitzenbeträgen, die sich aufgrund des Bezugsverhältnisses ergeben. Der Vorstand ist ferner ermächtigt, mit Zustimmung des Aufsichtsrats das Bezugsrecht auf Wandelschuldverschreibungen ganz oder teilweise auszuschließen, sofern der Vorstand nach pflichtgemäßer Prüfung zu der Auffassung gelangt, dass der Ausgabebetrag der Wandelschuldverschreibungen zum Zeitpunkt der endgültigen Festlegung des Ausgabebetrages ihren nach anerkannten, insbesondere finanzmathematischen Methoden ermittelten hypothetischen Marktwert nicht unterschreitet und der Wandlungspreis bzw. der Bezugspreis (Ausgabebetrag) der Bezugsaktien, jeweils nach Maßgabe anerkannter finanzmathematischer Methoden sowie des Kurses der Stammaktien der Gesellschaft in einem anerkannten Preisfindungsverfahren ermittelt wird und nicht unter dem Börsenkurs der Aktien der Gesellschaft während der letzten 20 Handelstage vor dem Tag der Ankündigung der Begebung der Wandelschuldverschreibungen liegt.

Das Grundkapital der Gesellschaft ist gemäß § 159 Abs. 2 Z 1 AktG um bis zu EUR 17.500.000 durch Ausgabe von bis zu 17.500.000 Stück auf Inhaber:innen lautende neue Aktien ohne Nennwert (Stückaktien) zur Ausgabe an Gläubiger von Wandelschuldverschreibungen, zu der der Vorstand in der Hauptversammlung vom 21. Juli 2020 ermächtigt wurde, bedingt erhöht (bedingtes Kapital 2020). Die Kapitalerhöhung darf nur soweit durchgeführt werden, als Gläubiger von Wandelschuldverschreibungen von ihrem Bezugs- oder Umtauschrecht auf Aktien der Gesellschaft Gebrauch machen bzw. jene, die zum Bezug oder Umtausch verpflichtet sind, ihre Verpflichtung zum Bezug oder Umtausch erfüllen, und der Vorstand beschließt, diese Wandelschuldverschreibungen mit neuen Aktien zu bedienen. Der Ausgabebetrag und das Umtauschverhältnis sind nach Maßgabe anerkannter finanzmathematischer Methoden sowie des Kurses der Stammaktien der Gesellschaft in einem anerkannten Preisfindungsverfahren zu ermitteln (Grundlagen der Berechnung des Ausgabebetrages); der Ausgabebetrag darf nicht unter dem anteiligen Betrag des Grundkapitals liegen. Die neu auszugebenden Aktien der bedingten Kapitalerhöhung haben die volle Dividendenberechtigung für das gesamte Geschäftsjahr, in dem sie begeben werden. Der Vorstand ist ermächtigt, mit Zustimmung des Aufsichtsrats die weiteren Einzelheiten der Durchführung der bedingten Kapitalerhöhung festzusetzen. Der Aufsichtsrat ist ermächtigt, die Fassung der Satzung entsprechend der jeweiligen Ausgabe der Bezugsaktien anzupassen. Entsprechendes gilt im Fall der Nichtausnutzung der Ermächtigung zur Ausgabe von Wandelschuldverschreibungen nach Ablauf des Ermächtigungszeitraumes sowie im Fall der Nichtausnutzung des bedingten Kapitals nach Ablauf der Fristen nach den Wandelschuldverschreibungsbedingungen.

In der Hauptversammlung der AMAG Austria Metall AG vom 20. April 2022 wurde der Vorstand ermächtigt, unter gleichzeitiger Aufhebung der diesbezüglichen Hauptversammlungsbeschlüsse vom

21. Juli 2020, jeweils mit Zustimmung des Aufsichtsrats eigene Aktien der Gesellschaft zu erwerben, wobei der niedrigste beim Rückerwerb zu leistende Gegenwert 25 % unter dem gewichteten durchschnittlichen Börsenschlusskurs der letzten 20 Börsetage vor Beginn des entsprechenden Rückkaufprogramms und der höchste beim Rückerwerb zu leistende Gegenwert 25 % über dem gewichteten durchschnittlichen Börsenschlusskurs der letzten 20 Börsetage vor Beginn des entsprechenden Rückkaufprogramms beträgt sowie zur Festsetzung der Rückkaufsbedingungen, wobei der Vorstand den Vorstandsbeschluss und das jeweilige darauf beruhende Rückkaufprogramm einschließlich dessen Dauer entsprechend den gesetzlichen Bestimmungen (jeweils) zu veröffentlichen hat. Der Vorstand kann diese Ermächtigung innerhalb der gesetzlichen Vorgaben über die höchstzulässige Zahl eigener Aktien einmal oder auch mehrfach insgesamt bis zu einer Höchstgrenze von 10 % des Grundkapitals ausüben. Die Ermächtigung kann ganz oder teilweise oder auch in mehreren Teilbeträgen und in Verfolgung eines oder mehrerer Zwecke durch die Gesellschaft, durch ein Tochterunternehmen (§ 189a Z 7 Unternehmensgesetzbuch) oder für Rechnung der Gesellschaft durch Dritte ausgeübt werden. Der Erwerb kann unter Beachtung der gesetzlichen Vorgaben börslich oder außerbörslich erfolgen. Der Handel mit eigenen Aktien ist als Zweck des Erwerbs ausgeschlossen. Der Vorstand wurde ferner ermächtigt, die erworbenen eigenen Aktien ohne weiteren Hauptversammlungsbeschluss mit Zustimmung des Aufsichtsrats einzuziehen oder wieder zu veräußern und die Veräußerungsbedingungen festzusetzen. Die Ermächtigung kann ganz oder in mehreren Teilbeträgen und in Verfolgung eines oder mehrerer Zwecke durch die Gesellschaft, durch ein Tochterunternehmen (§ 189a Z 7 Unternehmensgesetzbuch) oder für Rechnung der Gesellschaft durch Dritte ausgeübt werden. Der Vorstand wurde zudem für die Dauer von fünf Jahren ab dem 20. April 2022 gemäß § 65 Abs. 1b Aktiengesetz ermächtigt, unter gleichzeitiger Aufhebung der diesbezüglichen Hauptversammlungsbeschlüsse vom 21. Juli 2020, für die Veräußerung eigener Aktien mit Zustimmung des Aufsichtsrats eine andere gesetzlich zulässige Art der Veräußerung als über die Börse oder ein öffentliches Angebot festzusetzen und über einen allfälligen Ausschluss des Wiederkaufsrechts (Bezugsrechts) der Aktieninhaber:innen zu beschließen und die Veräußerungsbedingungen festzusetzen.

Die gebundene Kapitalrücklage gemäß § 229 Abs. 2 Z 1 UGB über 94.752 Tsd. EUR resultiert aus dem Mehrbetrag des Ausgabebetrages über dem Nennbetrag, der bei der in 2011 erfolgten Ausgabe von 5.264.000 neuen Stückaktien erzielt wurde.

Die nicht gebundenen Kapitalrücklagen von 540.511,62 Tsd. EUR resultieren mit 1 Tsd. EUR aus einem Gesellschafterzuschuss und mit 540.510 Tsd. EUR aus der Durchbuchung von Einbringungsvorgängen (Großmutterzuschüssen) in 2011. Von den nicht gebundenen Kapitalrücklagen unterliegt ein Betrag von 171.678 Tsd. EUR einer Ausschüttungssperre.

Für die aktivierten latenten Steuern in Höhe von 242.058,16 EUR (Vorjahr: 238 Tsd. EUR) besteht gemäß § 235 Abs. 2 UGB eine Ausschüttungssperre.

Vom Vorstand wird vorgeschlagen, aus dem Bilanzgewinn 1,50 EUR je Aktie, somit einen Maximalbetrag von 52.896 Tsd. EUR, als Dividende auszuschütten.

06) RÜCKSTELLUNGEN

POSTEN (IN EUR)	Vortrag 01.01.2022	Umgliederung	Verbrauch inkl. Überrechnung	Auflösung	Dotierung	Stand 31.12.2022
ABFERTIGUNGEN	488.516,00	0,00	-117.996,00	-89.077,00	0,00	281.443,00
STEUERN	11.421.332,00	0,00	-11.303.674,36	-117.657,64	0,00	0,00
SONSTIGE	4.773.210,00	0,00	-1.982.541,80	-16.577,20	4.541.999,11	7.316.090,11
Jubiläumsgelder	108.526,00	0,00	-20.617,80	-16.265,20	0,00	71.643,00
Nicht konsumierte Urlaube	275.522,15	0,00	-275.522,15	0,00	178.927,59	178.927,59
Personal sonstige	4.304.901,85	0,00	-1.602.453,85	0,00	4.279.811,52	6.982.259,52
Übrige	84.260,00	0,00	-83.948,00	-312,00	83.260,00	83.260,00
SUMME RÜCKSTELLUNGEN	16.683.058,00	0,00	-13.404.212,16	-223.311,84	4.541.999,11	7.597.533,11

Die Rückstellung für Abfertigungen wurde, ebenso wie die Rückstellung für Jubiläumsgelder, versicherungsmathematisch auf Basis der „Projected Unit Credit Method“ ermittelt, wobei unterstellt wird, dass den Arbeitnehmer:innen der jeweilige Anspruch jährlich gleichmäßig verteilt bis zur maximalen Abfertigungsdauer, die bis zum Pensionsalter erreicht werden kann, zuwächst. Die Verteilung der Jubiläumsgeldansprüche erfolgt vom Eintritt bis zum jeweiligen Jubiläum. Auf alle anfallenden Jubiläumsgelder werden Lohnnebenkosten in Höhe von 7 % berücksichtigt. Zusätzlich werden Sozialversicherungsabgaben individuell in Höhe von 22 % für den Anteil eines Jubiläumsgeldes mitbewertet, der gemeinsam mit den Sonderzahlungen (Modell: zwei Jubiläumsgeldbemessungsgrundlagen) die doppelte Höchstbeitragsgrundlage nicht übersteigt. Der Bewertung werden die biometrischen Rechnungsgrundlagen AVÖ 2018-P ANG zugrunde gelegt. Gemäß den geltenden Regeln für die gesetzliche Pensionsversicherung wurde das Standard-Pensionsalter als gesetzliches Pensionsalter laut Pensionsreform Herbst 2014, ohne Einrechnung der Korridor pension, berücksichtigt.

Bei der Bewertung werden folgende Parameter verwendet:

	31.12.2022		31.12.2021	
	Abfertigungen	Jubiläumsgelder	Abfertigungen	Jubiläumsgelder
Rechenzinssatz	4,20 %	4,20 %	1,30 %	1,30 %
Lohn- und Gehaltstrend	4,50 %	4,50 %	4,50 %	4,50 %

Der Fluktuationsabschlag für Abfertigungen wird nach Dienstjahren berechnet und beträgt unter Berücksichtigung der Auszahlungswahrscheinlichkeit 0,5 % bis 7,5 % (Vorjahr: 0,5 % bis 7,5 %). Der Fluktuationsabschlag für Jubiläumsgelder wird ebenso nach Dienstjahren berechnet und beträgt unter Berücksichtigung der Auszahlungswahrscheinlichkeit 0,5 % bis 12,0 % (Vorjahr: 0,5 % bis 7,5 %).

Unter „Personal sonstige“ wurden für langfristige variable Bonifikationen des Vorstandes, die von zukünftigen Entwicklungen und dem Eintritt vereinbarter Kennzahlen abhängen, im laufenden Geschäftsjahr Rückstellungen in Höhe von 2.385 Tsd. EUR (Vorjahr: 2.520 Tsd. EUR) zuzüglich Gehaltsnebenkosten in Höhe von 173 Tsd. EUR (Vorjahr: 182 Tsd. EUR) erfolgswirksam dotiert.

Weiters wurden im laufenden Geschäftsjahr Rückstellungen für kurzfristige Bonuszahlungen einschließlich Gehaltsnebenkosten in Höhe von 1.711 Tsd. EUR (Vorjahr: 1.591 Tsd. EUR) gebildet.

07) VERBINDLICHKEITEN

Am Bilanzstichtag bestanden weder Verbindlichkeiten aus der Annahme gezogener und der Ausstellung eigener Wechsel. Verbindlichkeiten gegenüber Kreditinstituten haben Restlaufzeiten bis 2029. Die Verbindlichkeiten mit einer Restlaufzeit von mehr als 5 Jahren betragen 99.903 Tsd. EUR (Vorjahr: 50.000 Tsd. EUR).

Die Verbindlichkeiten gegenüber verbundenen Unternehmen resultieren mit 48.275 Tsd. EUR (Vorjahr: 71.995 Tsd. EUR) aus Finanzierung und mit 18.574 Tsd. EUR (Vorjahr: 6 Tsd. EUR) aus Gruppenbesteuerung.

Die unter den sonstigen Verbindlichkeiten enthaltenen Aufwendungen, die erst 2023 zahlungswirksam werden, betreffen im Wesentlichen Zinsaufwand in Höhe von 851 Tsd. EUR (Vorjahr: 109 Tsd. EUR).

08) FINANZINSTRUMENTE

Variable Zinszahlungen für eine Nominale von 41,0 Mio. EUR (Vorjahr: 58,0 Mio. EUR) von aufgenommenen Darlehen und Krediten mit Laufzeiten bis 2025 werden durch Zins-Swaps in fixe Zinszahlungen gedreht. Die Swaps zur Zinssicherung sowie das Grundgeschäft bilden eine Bewertungseinheit. Der nicht bilanzierte Marktwert der Zins-Swaps beträgt 2.002 Tsd. EUR (Vorjahr: -569 Tsd. EUR). Es liegt eine effektive Sicherungsbeziehung vor.

Prospektiv wurde die Effektivität durch Vergleich der entscheidenden Konditionen gemessen. Da alle Parameter des Grund- und des Absicherungsgeschäftes, die das Ausmaß der Wertänderung bestimmen, identisch, aber gegenläufig sind, ist eine vollständige Effektivität gegeben. Retrospektiv wurde für das Darlehen ein hypothetisches Derivat erzeugt und dessen kumulierter Marktwert mit jenem des Sicherungsderivats verglichen.

09) HAFTUNGSVERHÄLTNISSE UND SONSTIGE FINANZIELLE VERPFLICHTUNGEN

Haftungen und Garantien in Höhe von 20.000 Tsd. EUR (Vorjahr: 20.000 Tsd. EUR) wurden gegenüber Dritten für Kredite und Haftungen für verbundene Unternehmen abgegeben. Zum Bilanzstichtag waren diese zugrunde liegenden Kredite und Haftungen bei verbundenen Unternehmen in Höhe von 6.337 Tsd. EUR (Vorjahr: 7.670 Tsd. EUR) ausgenutzt. Es wurden wie in den Vorjahren weder Pfandrechte noch dingliche Sicherheiten eingeräumt.

Die sonstigen finanziellen Verpflichtungen betragen:

IN TSD. EUR	31.12.2022		31.12.2021	
	für das nächste Geschäftsjahr	für die nächsten 5 Geschäftsjahre	für das nächste Geschäftsjahr	für die nächsten 5 Geschäftsjahre
Sonstige finanzielle Verpflichtungen	151	519	226	766
davon gegenüber verbundenen Unternehmen	71	354	72	359
davon Verpflichtungen aus der Nutzung von nicht in der Bilanz ausgewiesenen Sachanlagen	106	435	109	481
davon gegenüber verbundenen Unternehmen	71	354	72	359

E ERLÄUTERUNGEN ZUR GEWINN- UND VERLUSTRECHNUNG

01) UMSATZERLÖSE

Die Umsatzerlöse resultieren im Wesentlichen aus verrechneten Dienstleistungen an Tochtergesellschaften am Standort Ranshofen.

02) SONSTIGE BETRIEBLICHE ERTRÄGE

Die übrigen sonstigen betrieblichen Erträge beinhalten Erträge aus der Gewährung von COVID-19-Zuschüssen in Höhe von 2 Tsd. EUR (Vorjahr: 12 Tsd. EUR).

03) PERSONALAUFWAND

Ertragswirksame Veränderungen von Personalrückstellungen werden im Personalaufwand ausgewiesen.

Die Aufwendungen für Altersversorgung betreffen Pensionskassenbeiträge für Pensionsvorsorgen in Höhe von 215 Tsd. EUR (Vorjahr: 201 Tsd. EUR).

Der Posten Aufwendungen für Abfertigungen und Leistungen an betriebliche Mitarbeitervorsorgekassen beinhaltet Abfertigungsertrag mit 23 Tsd. EUR (Vorjahr: Ertrag 15 Tsd. EUR) sowie Beiträge an betriebliche Mitarbeitervorsorgekassen mit 83 Tsd. EUR (Vorjahr: 72 Tsd. EUR).

Aufgrund von Veränderungen des Rechnungszinssatzes und von Wahrscheinlichkeiten (versicherungsmathematisches Ergebnis) ist der Personalaufwand mit 120 Tsd. EUR entlastet (Vorjahr: 23 Tsd. EUR entlastet).

In den Gehältern sind Erträge aus der Veränderung der Jubiläumsgeldrückstellung in Höhe von 34 Tsd. EUR (Vorjahr: Aufwendungen 4 Tsd. EUR) enthalten.

Von der Veränderung der Personalrückstellungen werden 6 Tsd. EUR (Vorjahr: 6 Tsd. EUR) im Zinsaufwand ausgewiesen.

04) ERTRÄGE AUS BETEILIGUNGEN

Die Erträge aus Beteiligungen von 64.000 Tsd. EUR (Vorjahr: 62.000 Tsd. EUR) resultieren zur Gänze aus einer phasengleichen Gewinnausschüttung der Tochtergesellschaft.

05) STEUERN VOM EINKOMMEN UND VOM ERTRAG

In den Steuern vom Einkommen und vom Ertrag ist für Vorjahre ein Ertrag von 83 Tsd. EUR (Vorjahr: Aufwand 34 Tsd. EUR) enthalten. Ein die Vorjahre betreffender Aufwand von 796 Tsd. EUR (Vorjahr: Aufwand 4 Tsd. EUR) resultiert aus der Beendigung der Unternehmensgruppe im Sinne des § 9 Abs. 1 KStG 1988 mit der AMAG Austria Metall AG als Gruppenträger und betrifft die Abgeltung von Verlustevidenzen und verrechenbaren Mindestkörperschaftsteuern von Gruppenmitgliedern. Aus Körperschaftsteuergruppenverrechnungen ergibt sich für das Geschäftsjahr ein Ertrag von 2.240 Tsd. EUR (Vorjahr: Ertrag 6.836 Tsd. EUR).

Im Vorjahr wurde für verrechenbare steuerliche Verluste und Mindestkörperschaftsteuern von Gruppenmitgliedern ein Aufwand von 229 Tsd. EUR berücksichtigt.

06) AUFWENDUNGEN FÜR DIE ABSCHLUSSPRÜFER

Eine Aufschlüsselung der Aufwendungen für die Abschlussprüfer der Gesellschaft unterbleibt, da die AMAG Austria Metall AG in den Konzernabschluss der AMAG Austria Metall AG einbezogen wird, der diese Angaben enthält und beim Landesgericht Ried im Innkreis veröffentlicht wird.

F BEZIEHUNGEN ZU VERBUNDENEN UNTERNEHMEN

Der Konzernabschluss der Gesellschaft wird beim Landesgericht Ried im Innkreis hinterlegt. Mutterunternehmen mit dem Konzernabschluss für den größten Kreis von Unternehmen ist die B&C Holding Österreich GmbH, die ihren Sitz in Wien hat. Der Konzernabschluss wird in der Wiener Zeitung veröffentlicht.

Dienstleistungen der Finanzabteilung, des Rechnungswesens, der IT-Abteilung, der Personalabteilung, der Rechtsabteilung, des Einkaufs und der Logistik, der Forschung und Entwicklung einschließlich Werkstoffprüfung, der Werksdienste, der Medienversorgung und Abfallentsorgung, der Instandhaltung und der Liegenschaftsvermietung werden am Standort Ranshofen zentral erbracht und aufgrund von Dienstleistungsverträgen durch die AMAG Austria Metall AG erbracht bzw. bezogen.

AMAG Austria Metall AG fungiert seit 1. Juli 2011 als Organträger einer Umsatzsteuerorganschaft gemäß § 2 Abs. 2 UStG 1994 für die Organmitglieder Austria Metall GmbH, AMAG casting GmbH, AMAG metal GmbH, AMAG rolling GmbH und AMAG service GmbH. Seit Dezember 2017 ist die AMAG Erste Beteiligungsverwaltungs GmbH und seit 2019 ist die coilDNA GmbH Mitglied der Umsatzsteuerorganschaft.

AMAG Austria Metall AG war von 1. Jänner 2012 bis 31. Dezember 2021 Gruppenträger einer Unternehmensgruppe gemäß § 9 Abs. 1 KStG 1988. Ab 1. Jänner 2012 mit dem Gruppenmitglied AMAG Erste Beteiligungsverwaltungs GmbH, mit Beginn des Wirtschafts- und Kalenderjahres 2018 mit den weiteren Gruppenmitgliedern Austria Metall GmbH, AMAG casting GmbH, AMAG metal GmbH, AMAG rolling GmbH und AMAG service GmbH, sowie mit Beginn des Wirtschaftsjahres 2019 mit dem weiteren Gruppenmitglied coilDNA GmbH. Die Steuerverrechnung wurde im Gruppen- und Steuerausgleichsvertrag vom 10. Dezember 2012 geregelt. An den Gruppenträger war eine Umlage in jener Höhe zu entrichten, die einer Steuer entspricht, die ohne eine Unternehmensgruppe anfallen würde. Eine Gruppenumlage in Höhe der Mindestkörperschaftsteuer war jedenfalls zu entrichten. Steuerliche Verluste und Mindestkörperschaftsteuern wurden evident gehalten und auf zukünftige steuerliche Gewinne angerechnet. Mit Vereinbarung vom 4. Mai 2022 wurde die Unternehmensgruppe mit dem Gruppenträger AMAG Austria Metall AG mit Ablauf des Kalender- und Wirtschaftsjahres 2021 beendet.

Mit Gruppen- und Steuerausgleichsvertrag vom 4. Mai 2022 ist die AMAG Austria Metall AG als Gruppenmitglied der Unternehmensgruppe im Sinne des § 9 Abs. 1 KStG 1988 mit dem Gruppenträger B&C Holding Österreich GmbH beigetreten. Die Gruppenbildung zwischen der B&C Holding

Österreich GmbH und der AMAG Austria Metall AG erfolgt erstmals für das Wirtschaftsjahr 2022 des Gruppenmitglieds. Gemäß Vertrag bilden AMAG Austria Metall AG und einbezogene AMAG-Gesellschaften die „AMAG-Gruppe“.

Für die Ermittlung der Steuerumlage der AMAG Austria Metall AG an den Gruppenträger ist das zusammengefasste steuerliche Ergebnis der „AMAG-Gruppe“, welches unter Berücksichtigung der Sonderbestimmungen für steuerliche Unternehmensgruppen zu ermitteln ist, relevant. Die Bestimmungen über die Zinsschranke in § 12a KStG sind zu berücksichtigen. Bei der Ermittlung der Steuerumlage ist der für das betreffende Wirtschaftsjahr geltende Körperschaftsteuersatz anwendbar. Auf die Steuerschuld betreffend das gesamte Gruppenergebnis beim Gruppenträger effektiv anrechenbare in- oder ausländische Quellensteuern von Gesellschaften der „AMAG-Gruppe“, die an den Gruppenträger weitergeleitet werden, mindern die Steuerumlage bzw. werden diese in bestimmten Fällen abgegolten. Die Steuerumlage reduziert sich, wenn der Gruppenträger steuerliche Verlustvorräte oder steuerliche Verluste, die vom Gruppenträger verursacht wurden, mit dem zugewiesenen steuerpflichtigen Gewinn der „AMAG-Gruppe“ verrechnen kann. Für die Beurteilung der Verrechenbarkeit von Verlusten bzw. Verlustvorräten gilt das Prinzip der Gleichberechtigung aller Gruppenmitglieder und des Gruppenträgers. Erzielt die „AMAG-Gruppe“ in einem Wirtschaftsjahr einen steuerlichen Verlust bzw. einen steuerlich nicht ausgleichsfähigen Verlust, wird dieser Verlust evident gehalten und mit zukünftigen steuerlichen Gewinnen verrechnet. An den Gruppenträger ist mindestens ein Betrag als Steuerumlage zu entrichten, der der Summe der Mindeststeuern für sämtliche in Österreich unbeschränkt steuerpflichtigen Kapitalgesellschaften, die in die „AMAG-Gruppe“ miteinbezogen sind, entspricht. Die Mindeststeuerumlage wird evident gehalten und mit zukünftigen Steuerumlagen verrechnet. Bei Beendigung des Vertrags sind noch nicht verrechnete Verluste und Mindeststeuerumlagen durch den Gruppenträger in Form einer Ausgleichszahlung angemessen abzugelten. Gleiches gilt für noch nicht verrechnete Zins- und EBITDA-Vorräte.

Für die „AMAG-Gruppe“ wurde am 4. Mai 2022 zwischen der AMAG Austria Metall AG und den einbezogenen AMAG-Gesellschaften ein gesonderter Steuerumlagevertrag mit Wirksamkeit ab 1. Jänner 2022 abgeschlossen. Erzielt eine Gesellschaft der „AMAG-Gruppe“ in einem Wirtschaftsjahr einen nach den Vorschriften des Körperschaftsteuergesetzes ermittelten steuerpflichtigen Gewinn, so ist diese Gesellschaft verpflichtet, in Höhe der auf diesen Gewinn (fiktiv) entfallenden Körperschaftsteuer eine Steuerumlage an die AMAG Austria Metall AG zu zahlen. Die Steuerumlage wird unabhängig davon geschuldet, ob bzw. in welcher Höhe die AMAG Austria Metall AG ihrerseits eine Steuerumlage an den Gruppenträger zu leisten hat. Anrechenbare in- oder ausländische Quellensteuern einer Gesellschaft der „AMAG-Gruppe“, die an den Gruppenträger weitergeleitet werden, mindern die Steuerumlage dieser Gesellschaft bzw. sind in bestimmten Fällen zu erstatten. Erzielt eine

Gesellschaft der „AMAG-Gruppe“ einen nach den Vorschriften des Körperschaftsteuergesetzes ermittelten Verlust, so erhält diese Gesellschaft von der AMAG Austria Metall AG eine Gutschrift in Höhe der auf diesen Verlust (fiktiv) entfallenden Körperschaftsteuerentlastung. Die Gutschrift wird unabhängig davon erteilt, ob bzw. in welcher Höhe der AMAG Austria Metall AG ihrerseits eine Gutschrift vom Gruppenträger ausbezahlt wird. Eine fiktive Mindestkörperschaftsteuer wird vom Gutschriftsbetrag nicht in Abzug gebracht. Sofern das Ergebnis der „AMAG-Gruppe“ negativ ist, wird keine Gutschrift für zugewiesene Verluste erteilt. Die Gutschrift wird nachgeholt, sobald die AMAG Austria Metall AG die Verluste der Gruppenmitglieder der „AMAG Gruppe“ ihrerseits verwerten kann. Bei der Ermittlung der Steuerumlage ist der für das betreffende Wirtschaftsjahr geltende Körperschaftsteuersatz anwendbar.

G BETEILIGUNGSUNTERNEHMEN

BETEILIGUNGEN	Beteiligungsanteil			Währung	Eigenkapital in Tsd.	Ergebnis des Geschäftsjahres 2022 in Tsd.
	Sitz	in %	über			
Direkte Beteiligung:						
AMAG Erste Beteiligungsverwaltungs GmbH	Ranshofen, A	100	-	EUR	748.673	55.299
Indirekte Beteiligungen:						
Austria Metall GmbH	Ranshofen, A	100	AMAG Erste	EUR	334.408	56.457
AMAG casting GmbH	Ranshofen, A	100	AMAG GmbH	EUR	59.316	9.889
AMAG metal GmbH	Ranshofen, A	100	AMAG GmbH	EUR	65.121	3.137
AMAG rolling GmbH	Ranshofen, A	100	AMAG GmbH	EUR	169.615	53.634
AMAG service GmbH	Ranshofen, A	100	AMAG GmbH	EUR	29.349	2.987
Aluminium Austria Metall (Québec) Inc. ¹⁾	Montréal, CAN	100	AMAG GmbH	USD	153.976	60.989
				EUR	144.362	57.871
coilDNA GmbH	Linz, A	100	AMAG GmbH	EUR	75	-35
AMAG components GmbH	Ranshofen, A	100	AMAG GmbH	EUR	9.029	-0
AMAG components Deutschland GmbH ¹⁾	Übersee, D	100	AMAG components	EUR	8.407	-62
AMAG components Übersee GmbH ¹⁾	Übersee, D	100	AMAG components Deutschland	EUR	1.978	-5.735
AMAG components Karlsruhe GmbH ¹⁾	Karlsruhe, D	100	AMAG components Übersee	EUR	1.385	380
Metallwerk Furth GmbH ¹⁾	Furth im Wald, D	100	AMAG GmbH	EUR	230	18

BETEILIGUNGEN	Sitz	in %	Beteiligungsanteil		Währung	Eigenkapital in Tsd.	Ergebnis des Geschäftsjahres 2022 in Tsd.
			über				
AMAG Asia Pacific Ltd. ¹⁾	Taipei City, TW	100	ROL		TWD	6.739	1.016
					EUR	206	32
AMAG Benelux B.V. ¹⁾	Delft, NL	100	ROL		EUR	107	14
AMAG China Ltd. ¹⁾	Shanghai, CN	100	ROL		CNY	355	97
					EUR	48	14
AMAG Deutschland GmbH ¹⁾	Neu-Ulm, D	100	ROL		EUR	66	40
AMAG rolling Eastern Europe, s.r.o. ¹⁾	Prag, CZ	100	ROL		CZK	901	520
					EUR	37	21
AMAG France S.A.R.L. ¹⁾	Suresnes, F	100	ROL		EUR	83	45
AMAG Rolling Iberia S.L. ¹⁾	Madrid, ES	100	ROL		EUR	89	17
AMAG Italia S.r.l. ¹⁾	Milano, IT	100	ROL		EUR	52	23
AMAG Alüminyum Ticaret Limited Şirketi ¹⁾	Istanbul, TR	100	ROL		TRY	258	113
					EUR	13	7
AMAG U.K. Ltd. ¹⁾	East Horsely, Surrey, GB	100	ROL		GBP	86	36
					EUR	97	42
AMAG USA Corp. ¹⁾	Upper Saddle River, New Jersey, USA	100	ROL		USD	300	131
					EUR	281	125
Ausbildungszentrum Braunau Ges.m.b.H. ³⁾	Braunau, A	20	AMAG GmbH		EUR	95	0
Aluminerie Alouette Inc. ¹⁾²⁾	Sept-Iles, CAN	20	AAM		USD	2.707.965	
					EUR	2.538.876	
Speditionsservice Ranshofen Ges.m.b.H. ³⁾	Ranshofen, A	25	SER		EUR	6.290	829

1) Werte gemäß IFRS Abschluss

2) Das anteilige Ergebnis der Aluminerie Alouette Inc. wird in der Aluminium Austria Metall (Québec) Inc. erfasst.

3) Werte per 31.12.2021

H ORGANE, ARBEITNEHMER:INNEN

Durchschnittliche Zahl der Arbeitnehmer:innen:

Angestellte	21	(Vorjahr: 21)
-------------	----	---------------

Aufwendungen für Pensionen und Abfertigungen (in Tsd. EUR):

Vorstand und leitende Angestellte	226	(Vorjahr: 249)
Andere Arbeitnehmer:innen	58	(Vorjahr: 17)

Die geschuldete Gesamtvergütung für den Vorstand im Geschäftsjahr beträgt einschließlich der Aufwendungen für Pensionen und Abfertigungen 4.769 Tsd. EUR (Vorjahr: 2.881 Tsd. EUR). Davon sind 4.064 Tsd. EUR (Vorjahr: 2.881 Tsd. EUR) aufwandswirksam erfasst.

Im Geschäftsjahr 2022 wurden an die Aufsichtsratsmitglieder Vergütungen von 638 Tsd. EUR (Vorjahr: 638 Tsd. EUR) ausbezahlt.

Organmitglieder:

Aufsichtsrat	Dipl.-Ing. Herbert Ortner Vorsitzender des Aufsichtsrates
	Mag. Thomas Zimpfer Erster stellvertretender Vorsitzender des Aufsichtsrates (ab 20.04.2022)
	Mag. Patrick F. Prügger (bis 20.04.2022) Erster stellvertretender Vorsitzender des Aufsichtsrates
	Dr. Heinrich Schaller Stellvertretender Vorsitzender des Aufsichtsrates
	Dr. Wolfgang Bernhard
	Dipl.-Ing. Walter Oblin
	O.Univ.-Prof. Dr. Sabine Seidler
	Dipl.-Ing. Franz Viehböck
	Dr. Mariella Schurz (ab 20.04.2022 bis 04.11.2022)
	Martin Aigner (vom Betriebsrat entsandt)
	Max Angermeier (vom Betriebsrat entsandt)
	Robert Hofer (vom Betriebsrat entsandt)
	Günter Mikula (vom Betriebsrat entsandt)
Vorstand	Mag. Gerald Mayer Vorstandsvorsitzender Mitglied des Vorstandes, Finanzvorstand
	Priv. Doz. Dipl.-Ing. Dr. Helmut Kaufmann Mitglied des Vorstandes, Technikvorstand
	Victor Breguncci, MBA Mitglied des Vorstandes, Vertriebsvorstand

I EREIGNISSE NACH DEM ABSCHLUSSSTICHTAG

Nach dem Abschlussstichtag sind keine berichtspflichtigen Ereignisse eingetreten.

Ranshofen, 6. Februar 2023

Der Vorstand



Mag. Gerald Mayer
Vorstandsvorsitzender,
Finanzvorstand



Priv. Doz. Dipl.-Ing.
Dr. Helmut Kaufmann
Technikvorstand



Victor Breguncci, MBA
Vertriebsvorstand

ANSCHAFFUNGSWERTE IN EUR	Stand 01.01.2022	Zugänge	Abgänge	Umbuchungen ⁴⁾	Stand 31.12.2022
ANLAGEVERMÖGEN					
I. Immaterielle Vermögensgegenstände					
Konzessionen, Schutzrechte, Lizenzen	355.804,53	0,00	0,00	0,00	355.804,53
II. Sachanlagen					
Betriebs- und Geschäftsausstattung	1.223.011,16	174.775,80	161.193,19	0,00	1.236.593,77
III. Finanzanlagen					
1. Anteile an verbundenen Unternehmen	540.551.270,00	0,00	0,00	0,00	540.551.270,00
2. Wertpapiere (Wertrechte) des Anlagevermögens	0,00	0,00	0,00	9.994.652,38	9.994.652,38
Summe Finanzanlagen	540.551.270,00	0,00	0,00	9.994.652,38	550.545.922,38
Summe Anlagevermögen	542.130.085,69	174.775,80	161.193,19	9.994.652,38	552.138.320,68

4)Im Geschäftsjahr 2022 erfüllte ein Geldmarktfonds mit einem derzeitigen Fondsvolumen von 10.000 Tsd. EUR aufgrund der Veranlagungsstruktur nicht mehr die Kriterien für einen Ausweis unter „Guthaben bei Kreditinstituten“ und war daher ins Finanzanlagevermögen umzugliedern.

ABSCHREIBUNGEN IN EUR	Stand 01.01.2022	Zugänge	Abgänge	Umbuchungen⁵⁾	Stand 31.12.2022
ANLAGEVERMÖGEN					
I. Immaterielle Vermögensgegenstände					
Konzessionen, Schutzrechte, Lizenzen	270.223,88	33.731,78	0,00	0,00	303.955,66
II. Sachanlagen					
Betriebs- und Geschäftsausstattung	759.740,55	160.442,01	161.193,19	0,00	758.989,37
III. Finanzanlagen					
1. Anteile an verbundenen Unternehmen	0,00	0,00	0,00	0,00	0,00
2. Wertpapiere (Wertrechte) des Anlagevermögens	0,00	0,00	137.600,00	692.752,38	555.152,38
Summe Finanzanlagen	0,00	0,00	137.600,00	692.752,38	555.152,38
Summe Anlagevermögen	1.029.964,43	194.173,79	298.793,19	692.752,38	1.618.097,41

5)Im Geschäftsjahr 2022 erfüllte ein Geldmarktfonds mit einem derzeitigen Fondsvolumen von 10.000 Tsd. EUR aufgrund der Veranlagungsstruktur nicht mehr die Kriterien für einen Ausweis unter „Guthaben bei Kreditinstituten“ und war daher ins Finanzanlagevermögen umzugliedern.

WERTE IN EUR	Anschaffungswerte 31.12.2022	Kumulierte Abschreibung 31.12.2022	Buchwert 31.12.2022	Buchwert 31.12.2021
ANLAGEVERMÖGEN				
I. Immaterielle Vermögensgegenstände				
Konzessionen, Schutzrechte, Lizenzen	355.804,53	303.955,66	51.848,87	85.580,65
II. Sachanlagen				
Betriebs- und Geschäftsausstattung	1.236.593,77	758.989,37	477.604,40	463.270,61
III. Finanzanlagen				
1. Anteile an verbundenen Unternehmen	540.551.270,00	0,00	540.551.270,00	540.551.270,00
2. Wertpapiere (Wertrechte) des Anlagevermögens	9.994.652,38	555.152,38	9.439.500,00	0,00
Summe Finanzanlagen	550.545.922,38	555.152,38	549.990.770,00	540.551.270,00
SUMME ANLAGEVERMÖGEN	552.138.320,68	1.618.097,41	550.520.223,27	541.100.121,26

ERKLÄRUNG DES VORSTANDES GEM. § 124 (1) BÖRSEG 2018

ERKLÄRUNG DES VORSTANDES
GEM. § 124 (1) BÖRSEG 2018

Der Vorstand der AMAG Austria Metall AG bestätigt nach bestem Wissen, dass der im Einklang mit den maßgebenden Rechnungslegungsstandards aufgestellte Jahresabschluss des Mutterunternehmens ein möglichst getreues Bild der Vermögens-, Finanz- und Ertragslage des Unternehmens vermittelt, dass der Lagebericht den Geschäftsverlauf, das Geschäftsergebnis und die Lage des Unternehmens so darstellt, dass ein möglichst getreues Bild der Vermögens-, Finanz- und Ertragslage entsteht, und dass der Lagebericht die wesentlichen Risiken und Ungewissheiten beschreibt, denen das Unternehmen ausgesetzt ist.

Ranshofen, am 6. Februar 2023

Der Vorstand



Mag. Gerald Mayer
Vorstandsvorsitzender,
Finanzvorstand



Priv. Doz. Dipl.-Ing.
Dr. Helmut Kaufmann
Technikvorstand



Victor Breguncci, MBA
Vertriebsvorstand

BERICHT ZUM JAHRESABSCHLUSS

PRÜFUNGSURTEIL

Wir haben den Jahresabschluss der AMAG Austria Metall AG, Ranshofen, bestehend aus der Bilanz zum 31. Dezember 2022, der Gewinn- und Verlustrechnung für das an diesem Stichtag endende Geschäftsjahr und dem Anhang, geprüft.

Nach unserer Beurteilung entspricht der beigefügte Jahresabschluss den gesetzlichen Vorschriften und vermittelt ein möglichst getreues Bild der Vermögens- und Finanzlage zum 31. Dezember 2022 sowie der Ertragslage der Gesellschaft für das an diesem Stichtag endende Geschäftsjahr in Übereinstimmung mit den österreichischen unternehmensrechtlichen Vorschriften.

GRUNDLAGE FÜR DAS PRÜFUNGSURTEIL

Wir haben unsere Abschlussprüfung in Übereinstimmung mit der EU-Verordnung Nr. 537/2014 (im Folgenden EU-VO) und mit den österreichischen Grundsätzen ordnungsmäßiger Abschlussprüfung durchgeführt. Diese Grundsätze erfordern die Anwendung der International Standards on Auditing (ISA). Unsere Verantwortlichkeiten nach diesen Vorschriften und Standards sind im Abschnitt "Verantwortlichkeiten des Abschlussprüfers für die Prüfung des Jahresabschlusses" unseres Bestätigungsvermerks weitergehend beschrieben. Wir sind von der Gesellschaft unabhängig in Übereinstimmung mit den österreichischen unternehmensrechtlichen und berufsrechtlichen Vorschriften, und wir haben unsere sonstigen beruflichen Pflichten in Übereinstimmung mit diesen Anforderungen erfüllt. Wir sind der Auffassung, dass die von uns bis zum Datum des Bestätigungsvermerks erlangten Prüfungsnachweise ausreichend und geeignet sind, um als Grundlage für unser Prüfungsurteil zu diesem Datum zu dienen.

BESONDERS WICHTIGE PRÜFUNGSSACHVERHALTE

Besonders wichtige Prüfungssachverhalte sind solche Sachverhalte, die nach unserem pflichtgemäßen Ermessen am bedeutsamsten für unsere Prüfung des Jahresabschlusses des Geschäftsjahres waren. Diese Sachverhalte wurden im Zusammenhang mit unserer Prüfung des Jahresabschlusses als Ganzes und bei der Bildung unseres Prüfungsurteils hierzu berücksichtigt, und wir geben kein gesondertes Prüfungsurteil zu diesen Sachverhalten ab.

Nachfolgend stellen wir die aus unserer Sicht besonders wichtigen Prüfungssachverhalte dar:

Bewertung von Anteilen an verbundenen Unternehmen sowie Forderungen gegenüber verbundenen Unternehmen

Beschreibung:

Im Jahresabschluss der AMAG Austria Metall AG zum 31. Dezember 2022 sind in wesentlichem Umfang Anteile an verbundenen Unternehmen (540,6 Mio. EUR) sowie Forderungen gegenüber verbundenen Unternehmen (701,2 Mio. EUR) ausgewiesen.

Die Beurteilung der Werthaltigkeit von Anteilen an verbundenen Unternehmen sowie von Forderungen gegenüber verbundenen Unternehmen erfordert wesentliche Annahmen und Schätzungen der gesetzlichen Vertreter zur Beurteilung, ob eine Wertminderung zum Geschäftsjahresende vorliegt sowie gegebenenfalls zur Quantifizierung solcher Wertminderungen.

Das wesentliche Risiko besteht dabei in der Schätzung der zukünftigen Cash-Flows der (mittelbaren) Tochterunternehmen, welche zur Feststellung der Werthaltigkeit dieser Bilanzpositionen herangezogen werden. Diese Cash-Flow Schätzungen beinhalten Annahmen, die von zukünftigen Markt- und Wirtschaftsentwicklungen beeinflusst werden.

Die Angaben der Gesellschaft zu Anteilen sowie Forderungen gegenüber verbundenen Unternehmen sind im Jahresabschluss der AMAG Austria Metall AG im Anhang in den "A. Allgemeine Angaben zu den Bilanzierungs- und Bewertungsmethoden", "D01 Anlagevermögen", "D02 Forderungen" und "G. Beteiligungsunternehmen" sowie im Anlagenspiegel zum 31. Dezember 2022 enthalten.

Wie wir den Sachverhalt im Rahmen der Prüfung adressiert haben:

Um dieses Risiko zu adressieren, haben wir die Annahmen und Schätzungen des Managements kritisch hinterfragt und dabei unter anderem die folgenden Prüfungshandlungen durchgeführt:

- › Beurteilung von Konzeption und Ausgestaltung des Prozesses und Prüfung der angewandten Methodik zur Bewertung von Anteilen an verbundenen Unternehmen sowie von Forderungen gegenüber verbundenen Unternehmen;
- › Überprüfung der Anteile an verbundenen Unternehmen sowie sämtlicher Forderungen gegenüber verbundenen Unternehmen auf Indikationen zur Wertminderung anhand aktueller Jahresabschlüsse;
- › Durchsicht der vom Aufsichtsrat genehmigten Planungsunterlagen sowie Plausibilisierung ausgewählter Werttreiber (Ergebnisplanung unter Berücksichtigung der Umsatzerlöse und Aufwendungen).

SONSTIGE INFORMATIONEN

Die gesetzlichen Vertreter sind für die sonstigen Informationen verantwortlich. Die sonstigen Informationen beinhalten alle Informationen im Jahresfinanzbericht 2022, ausgenommen den Jahresabschluss, den Lagebericht und den Bestätigungsvermerk.

Unser Prüfungsurteil zum Jahresabschluss deckt diese sonstigen Informationen nicht ab und wir geben keine Art der Zusicherung darauf ab.

Im Zusammenhang mit unserer Prüfung des Jahresabschlusses haben wir die Verantwortlichkeit, diese sonstigen Informationen zu lesen und dabei zu würdigen, ob diese sonstigen Informationen wesentliche Unstimmigkeiten zum Jahresabschluss oder zu unseren bei der Abschlussprüfung erlangten Kenntnissen aufweisen oder anderweitig falsch dargestellt erscheinen.

Falls wir auf der Grundlage der von uns durchgeführten Arbeiten den Schluss ziehen, dass eine wesentliche falsche Darstellung dieser sonstigen Informationen vorliegt, sind wir verpflichtet, über diese Tatsache zu berichten. Wir haben in diesem Zusammenhang nichts zu berichten.

VERANTWORTLICHKEITEN DER GESETZLICHEN VERTRETER UND DES PRÜFUNGSAUSSCHUSSES FÜR DEN JAHRESABSCHLUSS

Die gesetzlichen Vertreter sind verantwortlich für die Aufstellung des Jahresabschlusses und dafür, dass dieser in Übereinstimmung mit den österreichischen unternehmensrechtlichen Vorschriften ein möglichst getreues Bild der Vermögens-, Finanz- und Ertragslage der Gesellschaft vermittelt. Ferner sind die gesetzlichen Vertreter verantwortlich für die internen Kontrollen, die sie als notwendig erachten, um die Aufstellung eines Jahresabschlusses zu ermöglichen, der frei von wesentlichen falschen Darstellungen aufgrund von dolosen Handlungen oder Irrtümern ist.

Bei der Aufstellung des Jahresabschlusses sind die gesetzlichen Vertreter dafür verantwortlich, die Fähigkeit der Gesellschaft zur Fortführung der Unternehmenstätigkeit zu beurteilen, Sachverhalte im Zusammenhang mit der Fortführung der Unternehmenstätigkeit - sofern einschlägig - anzugeben, sowie dafür, den Rechnungslegungsgrundsatz der Fortführung der Unternehmenstätigkeit anzuwenden, es sei denn, die gesetzlichen Vertreter beabsichtigen, entweder die Gesellschaft zu liquidieren oder die Unternehmenstätigkeit einzustellen oder haben keine realistische Alternative dazu.

Der Prüfungsausschuss ist verantwortlich für die Überwachung des Rechnungslegungsprozesses der Gesellschaft.

VERANTWORTLICHKEITEN DES ABSCHLUSSPRÜFERS FÜR DIE PRÜFUNG DES JAHRESABSCHLUSSES

Unsere Ziele sind, hinreichende Sicherheit darüber zu erlangen, ob der Jahresabschluss als Ganzes frei von wesentlichen falschen Darstellungen aufgrund von dolosen Handlungen oder Irrtümern ist, und einen Bestätigungsvermerk zu erteilen, der unser Prüfungsurteil beinhaltet. Hinreichende Sicherheit ist ein hohes Maß an Sicherheit, aber keine Garantie dafür, dass eine in Übereinstimmung mit der EU-VO und mit den österreichischen Grundsätzen ordnungsmäßiger Abschlussprüfung, die die Anwendung der ISA erfordern, durchgeführte Abschlussprüfung eine wesentliche falsche Darstellung, falls eine solche vorliegt, stets aufdeckt. Falsche Darstellungen können aus dolosen Handlungen oder Irrtümern resultieren und werden als wesentlich angesehen, wenn von ihnen einzeln oder insgesamt vernünftigerweise erwartet werden könnte, dass sie die auf der Grundlage dieses Jahresabschlusses getroffenen wirtschaftlichen Entscheidungen von Nutzern beeinflussen.

Als Teil einer Abschlussprüfung in Übereinstimmung mit der EU-VO und mit den österreichischen Grundsätzen ordnungsmäßiger Abschlussprüfung, die die Anwendung der ISA erfordern, üben wir während der gesamten Abschlussprüfung pflichtgemäßes Ermessen aus und bewahren eine kritische Grundhaltung.

Darüber hinaus gilt:

- › Wir identifizieren und beurteilen die Risiken wesentlicher falscher Darstellungen aufgrund von dolosen Handlungen oder Irrtümern im Abschluss, planen Prüfungshandlungen als Reaktion auf diese Risiken, führen sie durch und erlangen Prüfungsnachweise, die ausreichend und geeignet sind, um als Grundlage für unser Prüfungsurteil zu dienen. Das Risiko, dass aus dolosen Handlungen resultierende wesentliche falsche Darstellungen nicht aufgedeckt werden, ist höher als ein aus Irrtümern resultierendes, da dolose Handlungen kollusives Zusammenwirken, Fälschungen, beabsichtigte Unvollständigkeiten, irreführende Darstellungen oder das Außerkraftsetzen interner Kontrollen beinhalten können.
- › Wir gewinnen ein Verständnis von dem für die Abschlussprüfung relevanten internen Kontrollsystem, um Prüfungshandlungen zu planen, die unter den gegebenen Umständen angemessen sind, jedoch nicht mit dem Ziel, ein Prüfungsurteil zur Wirksamkeit des internen Kontrollsystems der Gesellschaft abzugeben.
- › Wir beurteilen die Angemessenheit der von den gesetzlichen Vertretern angewandten Rechnungslegungsmethoden sowie die Vertretbarkeit der von den gesetzlichen Vertretern dargestellten geschätzten Werte in der Rechnungslegung und damit zusammenhängende Angaben.
- › Wir ziehen Schlussfolgerungen über die Angemessenheit der Anwendung des Rechnungslegungsgrundsatzes der Fortführung der Unternehmenstätigkeit durch die gesetzlichen Vertreter sowie, auf der Grundlage der erlangten Prüfungsnachweise, ob eine wesentliche Unsicherheit im Zusammenhang mit Ereignissen oder Gegebenheiten besteht, die erhebliche Zweifel an der Fähigkeit der Gesellschaft zur Fortführung der Unternehmenstätigkeit aufwerfen können. Falls wir die Schlussfolgerung ziehen, dass eine wesentliche Unsicherheit besteht, sind wir verpflichtet, in unserem Bestätigungsvermerk auf die dazugehörigen Angaben im Jahresabschluss aufmerksam zu machen oder, falls diese Angaben unangemessen sind, unser Prüfungsurteil zu modifizieren. Wir ziehen unsere Schlussfolgerungen auf der Grundlage der bis zum Datum unseres Bestätigungsvermerks erlangten Prüfungsnachweise. Zukünftige Ereignisse oder Gegebenheiten können jedoch die Abkehr der Gesellschaft von der Fortführung der Unternehmenstätigkeit zur Folge haben.

- › Wir beurteilen die Gesamtdarstellung, den Aufbau und den Inhalt des Jahresabschlusses einschließlich der Angaben sowie ob der Jahresabschluss die zugrunde liegenden Geschäftsvorfälle und Ereignisse in einer Weise wiedergibt, dass ein möglichst getreues Bild erreicht wird.

Wir tauschen uns mit dem Prüfungsausschuss unter anderem über den geplanten Umfang und die geplante zeitliche Einteilung der Abschlussprüfung sowie über bedeutsame Prüfungsfeststellungen, einschließlich etwaiger bedeutsamer Mängel im internen Kontrollsystem, die wir während unserer Abschlussprüfung erkennen, aus.

Wir geben dem Prüfungsausschuss auch eine Erklärung ab, dass wir die relevanten beruflichen Verhaltensanforderungen zur Unabhängigkeit eingehalten haben, und tauschen uns mit ihm über alle Beziehungen und sonstigen Sachverhalte aus, von denen vernünftigerweise angenommen werden kann, dass sie sich auf unsere Unabhängigkeit und - sofern einschlägig - damit zusammenhängende Schutzmaßnahmen auswirken.

Wir bestimmen von den Sachverhalten, über die wir uns mit dem Prüfungsausschuss ausgetauscht haben, diejenigen Sachverhalte, die am bedeutsamsten für die Prüfung des Jahresabschlusses des Geschäftsjahres waren und daher die besonders wichtigen Prüfungssachverhalte sind. Wir beschreiben diese Sachverhalte in unserem Bestätigungsvermerk, es sei denn, Gesetze oder andere Rechtsvorschriften schließen die öffentliche Angabe des Sachverhalts aus oder wir bestimmen in äußerst seltenen Fällen, dass ein Sachverhalt nicht in unserem Bestätigungsvermerk mitgeteilt werden sollte, weil vernünftigerweise erwartet wird, dass die negativen Folgen einer solchen Mitteilung deren Vorteile für das öffentliche Interesse übersteigen würden.

SONSTIGE GESETZLICHE UND ANDERE RECHTLICHE ANFORDERUNGEN

BERICHT ZUM LAGEBERICHT

Der Lagebericht ist aufgrund der österreichischen unternehmensrechtlichen Vorschriften darauf zu prüfen, ob er mit dem Jahresabschluss in Einklang steht und ob er nach den geltenden rechtlichen Anforderungen aufgestellt wurde.

Die gesetzlichen Vertreter sind verantwortlich für die Aufstellung des Lageberichts in Übereinstimmung mit den österreichischen unternehmensrechtlichen Vorschriften.

Wir haben unsere Prüfung in Übereinstimmung mit den Berufsgrundsätzen zur Prüfung des Lageberichts durchgeführt.

Urteil

Nach unserer Beurteilung ist der Lagebericht nach den geltenden rechtlichen Anforderungen aufgestellt worden, enthält die nach § 243a UGB zutreffenden Angaben, und steht in Einklang mit dem Jahresabschluss.

Erklärung

Angesichts der bei der Prüfung des Jahresabschlusses gewonnenen Erkenntnisse und des gewonnenen Verständnisses über die Gesellschaft und ihr Umfeld wurden wesentliche fehlerhafte Angaben im Lagebericht nicht festgestellt.

ZUSÄTZLICHE ANGABEN NACH ARTIKEL 10 DER EU-VO

Wir wurden von der Hauptversammlung am 20. April 2022 als Abschlussprüfer gewählt und am 5. Mai 2022 vom Aufsichtsrat mit der Abschlussprüfung beauftragt. Wir sind ununterbrochen seit 2017 Abschlussprüfer.

Wir erklären, dass das Prüfungsurteil im Abschnitt "Bericht zum Jahresabschluss" mit dem zusätzlichen Bericht an den Prüfungsausschuss nach Artikel 11 der EU-VO in Einklang steht.

Wir erklären, dass wir keine verbotenen Nichtprüfungsleistungen (Artikel 5 Abs 1 der EU-VO) erbracht haben und dass wir bei der Durchführung der Abschlussprüfung unsere Unabhängigkeit von der geprüften Gesellschaft gewahrt haben.

AUFTRAGSVERANTWORTLICHER WIRTSCHAFTSPRÜFER

Der für die Abschlussprüfung auftragsverantwortliche Wirtschaftsprüfer ist Herr Mag. Thomas Haerdtl.

Wien, am 6. Februar 2023

Ernst & Young
Wirtschaftsprüfungsgesellschaft m.b.H.

Mag. Thomas Haerdtl eh
Wirtschaftsprüfer

ppa Sebastian Schumacher, LL.M. eh
Wirtschaftsprüfer

ÜBERBLICK ÜBER DAS UNTERNEHMEN

Die AMAG Austria Metall AG fungiert als Holdinggesellschaft der AMAG-Gruppe. Ihr Geschäftsverlauf ist im Wesentlichen von der Entwicklung ihrer Tochtergesellschaften abhängig.

Die Tätigkeitsfelder der AMAG-Gruppe sind:

- › Erzeugung von Primärmetall
- › Erzeugung von hoch qualitativen Walzprodukten
- › Erzeugung von Gusslegierungen in Form von Masseln, Sows, Flüssigmetall und Walzbarren
- › Erzeugung von Bauteilen aus Aluminium und Titan für die Luftfahrtindustrie

WIRTSCHAFTLICHES UMFELD

SEGMENT METALL - PRIMÄRALUMINIUM

Die Nachfrage nach Primäraluminium entwickelte sich nach einem 9,6%igen Anstieg im Vorjahr auch im aktuellen Berichtsjahr positiv. Mit einem weltweiten Bedarf von 69,1 Mio. Tonnen prognostizierte CRU¹ einen leichten Zuwachs von 0,2 % im Jahr 2022. China ist unverändert ein wesentliches Verbraucherland von Primäraluminium. Der Anteil an der globalen Nachfrage wurde laut Einschätzungen von CRU – ähnlich wie im Vorjahr – mit rund 60 % errechnet. Im Detail erwartete das Marktforschungsinstitut einen marginalen Bedarfsanstieg von 40,1 Mio. Tonnen im Vorjahr auf 40,2 Mio. Tonnen im aktuellen Berichtsjahr (+0,1 %). Für die restliche Welt prognostizierte CRU für 2022 ein höheres Nachfrageplus von 0,4 % auf 28,9 Mio. Tonnen (Vorjahr: 28,8 Mio. Tonnen). Für Europa wurde vor allem aufgrund der Auswirkungen infolge des Ukraine-Kriegs, ein Rückgang um -3,6 % auf 8,9 Mio. Tonnen vorhergesagt (Vorjahr: 9,2 Mio. Tonnen). Hingegen erwartete CRU für Nordamerika einen Anstieg von 1,0 % auf 6,3 Mio. Tonnen (Vorjahr: 6,2 Mio. Tonnen).

¹ CRU, Aluminium Market Outlook, Oktober 2022

Weltweit sollte die Produktion von Primäraluminium, nach einem kräftigen Zuwachs von 4,1 % im Vorjahr, auch im aktuellen Berichtsjahr spürbar gewachsen sein. Laut den Prognosen von CRU lag die Produktion im aktuellen Berichtsjahr mit 68,9 Mio. Tonnen um +2,2 % über dem Vorjahresniveau von 67,4 Mio. Tonnen. Eine negative Entwicklung wurde allerdings für Europa vorhergesagt. Bedingt durch den hohen Kostendruck infolge der gestiegenen Energiepreise erwartete CRU eine Reduktion in der Jahresproduktion um -7,9 % auf 7,5 Mio. Tonnen. Basierend auf den weltweiten Einschätzungen zur Nachfrage- und Produktionsentwicklung ergab sich im vergangenen Berichtsjahr eine nahezu ausgeglichene Marktbilanz. Die Lagerbestände der LME-registrierten Lagerhäuser waren laut der Schätzung von CRU mit 0,6 Mio. Tonnen etwas niedriger als im Vorjahr.

Insbesondere die hohe Nachfrage nach Aluminium, der starke Energiekostenanstieg sowie energiepreisbedingte Elektrolyseschließungen haben zu einem signifikanten Aluminiumpreisanstieg, vor allem im 1. Halbjahr 2022 geführt. In der 2. Jahreshälfte 2022 machten sich die zunehmenden Wirtschaftseintrübungen und die damit einhergehende gedämpftere Nachfrage nach Aluminiumprodukten bemerkbar. Insgesamt zeigte sich im Gesamtjahr 2022 ein sehr volatiler Preisverlauf innerhalb einer Bandbreite von 2.103 USD/t (28. September 2022) und 3.968 USD/t (7. März 2022). Im Jahresschnitt lag der Aluminiumpreis bei 2.713 USD/t (Vorjahr: 2.488 USD/t). Per 30. Dezember 2022 notierte der Aluminiumpreis bei 2.392 USD/t (31. Dezember 2021: 2.810 USD/t).²

Die zusätzlich zum Aluminiumpreis verrechneten Prämien werden insbesondere durch Lieferort, Angebot und Nachfrage sowie Handelsrestriktionen bestimmt. Insgesamt profitierten die Prämien von der hohen Nachfrage im 1. Halbjahr 2022, wobei auch hier im Laufe der 2. Jahreshälfte 2022 ein rückläufiger Trend zu beobachten war. Die Prämie für Lieferungen in die USA konnte vor allem im 1. Halbjahr 2022 von den Effekten aus dem US-Importzoll, die durch den Preisanstieg von Aluminium noch weiter zunehmen, profitieren. Generell wirkten auch die hohen Transport- und Logistikkosten prämienerhöhend. Im europäischen Raum stiegen die Prämien ebenfalls im 1. Halbjahr 2022 spürbar an, reduzierten sich jedoch im Laufe des 2. Halbjahres 2022 wieder deutlich.

² London Metal Exchange

Bei dem zur Primäraluminiumherstellung notwendigen Rohstoff Tonerde konnte im 1. Halbjahr 2022 ein in Relation zum Aluminiumpreis (3-Monats-LME) sehr niedriges Preisniveau von 12,8 % festgestellt werden. In der 2. Jahreshälfte 2022 zeigte sich insbesondere aufgrund des niedrigeren Aluminiumpreises mit 14,0 % ein etwas höheres relatives Preisniveau. Der Jahresdurchschnitt lag mit 362 USD/t bzw. mit 13,3 % in Relation zum Aluminiumpreis auf einem attraktiven Niveau.³ Bei den sonstigen für den Elektrolyseprozess erforderlichen Rohstoffen zeigten sich ab dem 2. Quartal 2022 bereits deutliche Preisanstiege, insbesondere bei Petrolkoks und Pech.

SEGMENT GIESSEN - GUSSPRODUKTE

Im Segment Gießen der AMAG-Gruppe ist das Geschäft mit Gusslegierungen ein regionales mit Schwerpunkt West- und Zentraleuropa. Mit einem Absatzanteil von rund 60 % der gesamten Absatzmenge stellt der Automobilbereich, einschließlich dessen Zulieferindustrie, die größte Kundenbranche des Segments Gießen dar. Insofern wird das relevante wirtschaftliche Umfeld vor allem von der Entwicklung der europäischen Automobilindustrie geprägt.

Mit Blick auf den weltweiten Automobilmarkt zeigte sich im vergangenen Geschäftsjahr ein durchwachsenes Gesamtbild. Insgesamt hat sich der globale Gesamtjahresabsatz der „Light Vehicles“ laut Schätzung des VDA⁴ mit 71,2 Mio. PKWs gegenüber dem Vorjahr (71,3 Mio. Einheiten) nicht wesentlich verändert. Am europäischen Markt (EU27, EFTA, UK) wirkten sich vor allem beeinträchtigte Lieferketten, die allgemeine Verunsicherung aufgrund des Ukraine-Kriegs und die signifikante Kosteninflation sowie die Zinswende dämpfend auf das Marktumfeld aus. Nach 11,8 Mio. Einheiten im Vorjahr hat sich der Absatz in Europa im Jahr 2022 auf 11,3 Mio. Light Vehicles reduziert. In Deutschland, dem wichtigsten Markt des Segments Gießen, konnten sich sowohl Produktion als auch Absatz positiver entwickeln. Mit 3,5 Mio. Einheiten wurden laut Schätzungen des VDA um 13 % mehr PKWs produziert als im Vorjahr. Das Absatzvolumen von 2,7 Mio. Einheiten entspricht einem Plus von 1 % gegenüber dem Jahr 2021. Mit Blick auf die Absatzentwicklungen in den USA zeigte sich laut den Schätzungen des VDA im Jahresvergleich ein Absatzrückgang von -8 % auf 13,7 Mio. PKWs. In China hingegen konnte das Absatzvolumen um rund 9 % auf 23,0 Mio. Einheiten ansteigen.

³ Bloomberg

⁴ VDA, Pressemitteilung „VDA-Präsidentin Hildegard Müller: Standort- und Wettbewerbspolitik unterstützt Klimapolitik“, Jänner 2023

SEGMENT WALZEN - WALZPRODUKTE

Nach Prognosen des Marktforschungsinstituts CRU⁵ konnte sich die Nachfrage nach Aluminiumwalzprodukten nach einem signifikanten Zuwachs von 11,5 % im Vorjahr auch im aktuellen Berichtsjahr um 2,9 % spürbar erhöhen. Damit wurde ein weltweiter Gesamtbedarf von 31,0 Mio. Tonnen, nach 30,1 Mio. Tonnen im Vorjahr, erwartet.

Die Transportindustrie zeigte laut Einschätzung von CRU mit einem Plus von 7,3 % auf 4,8 Mio. Tonnen das höchste prozentuelle Wachstum im aktuellen Berichtsjahr. Die Nachfrageentwicklung in der großvolumigen Verpackungsindustrie wurde mit einem Zuwachs von 3,2 % auf 16,6 Mio. Tonnen ebenfalls sehr positiv erwartet. Im Maschinenbau erwartete die Commodity Research Unit ein Nachfrageplus von 1,4 % auf 2,2 Mio. Tonnen. Der Bedarf nach Aluminiumwalzprodukten bei den sonstigen Gebrauchsgütern konnte laut CRU-Einschätzung um 2,3 % auf 3,5 Mio. Tonnen zulegen. Für die Baubranche prognostizierte das Marktforschungsinstitut einen Nachfragerückgang von -1,7 % auf 3,8 Mio. Tonnen im Jahr 2022.

Die Nachfrage nach Aluminiumwalzprodukten entwickelte sich laut CRU-Prognosen in den Kernmärkten zum Teil sehr unterschiedlich. Mit einem Anstieg von 6,4 % gegenüber dem Vorjahr wurde in Nordamerika ein signifikantes Wachstum erwartet. Der prognostizierte Bedarf lag damit bei 6,6 Mio. Tonnen. Für Westeuropa wurde mit einem Plus von 3,3 % auf 4,5 Mio. Tonnen ein deutlich niedrigerer Zuwachs erwartet. In China soll sich der Bedarf um -0,3 % auf 11,4 Mio. Tonnen sogar leicht reduziert haben. Für den gesamten asiatischen Raum rechnete das Marktforschungsinstitut hingegen mit einem moderaten Wachstum von 1,7 % auf 16,6 Mio. Tonnen.

Mit Blick auf die internationalen Warenströme von Aluminiumwalzprodukten ist nach wie vor festzuhalten, dass es Einflüsse durch Zollausgestaltungen gibt, die auch mit Preisvor- und -nachteilen verbunden sein können. Die per Ende Oktober 2021 erzielte Einigung zwischen den USA und der EU ermöglichte seit Jahresbeginn 2022 für ein bestimmtes Kontingent (Quoten-Regelung) eine vom 10%igen Zusatzzoll („Section 232“) befreite Lieferung in die USA. Für das Segment Walzen konnten im Geschäftsjahr 2022 keine wesentlichen zollbedingten Auswirkungen auf die erzielten Umsätze am US-Markt festgestellt werden.

⁵ CRU, Aluminium Rolled Products Market Outlook, November 2022

Mit der vorläufigen Einführung des Antidumpingzolls für Aluminiumwalzprodukte, den die EU im April 2021 gegen China verhängt hatte, kam es vor allem am europäischen Markt zu einer positiven Preisentwicklung, insbesondere bei Handelsprodukten. Mit Oktober 2021 traten endgültige Antidumpingzölle in Kraft, wurden aber gleichzeitig für neun Monate ausgesetzt. Aufgrund des notwendigen internationalen Seetransports und der hohen Transportkosten resultierten trotz der temporären Außerkraftsetzung keine nennenswerten negativen Auswirkungen für das Segment Walzen. Erwartungsgemäß ist der Antidumpingzoll seit Mitte 2022 wieder in Kraft und hat einen tendenziell unterstützenden Charakter für die Entwicklungen im Segment.

GESCHÄFTSVERLAUF

ERTRAGSLAGE

Die Umsatzerlöse resultierten aus Verrechnungen erbrachter Leistungen sowie Weiterverrechnungen an die Tochtergesellschaften am Standort Ranshofen und lagen im Geschäftsjahr bei 7.190 Tsd. EUR (2021: 7.428 Tsd. EUR). Die Veränderung war vor allem auf niedrigere Weiterverrechnungen von Versicherungen zurückzuführen.

Der Betriebserfolg (EBIT) betrug -10.885 Tsd. EUR (2021: -9.515 Tsd. EUR). Der Betriebserfolg vor Abschreibungen (EBITDA) belief sich auf -10.691 Tsd. EUR (2021: -9.358 Tsd. EUR). Die Veränderung war vor allem auf gestiegene Personal- und Gemeinkosten zurückzuführen.

Der Finanzerfolg von 64.192 Tsd. EUR (2021: 62.731 Tsd. EUR) setzte sich aus Beteiligungserträgen in Höhe von 64.000 Tsd. EUR (2021: 62.000 Tsd. EUR), aus Zinserträgen mit 9.277 Tsd. EUR (2021: 7.033 Tsd. EUR) und aus Zinsaufwendungen in Höhe von -9.223 Tsd. EUR (2021: -6.302 Tsd. EUR) zusammen. Die Veränderung der Beteiligungserträge ergab sich aus den gestiegenen Dividendenerträgen aufgrund von höheren Ergebnissen der Tochtergesellschaften. Der Anstieg der Zinsaufwendungen war vor allem auf den Anstieg der Fremdfinanzierungen und auf das gestiegene Zinsniveau zurückzuführen.

Das Ergebnis vor Steuern lag mit 53.306 Tsd. EUR auf dem Niveau des Vorjahres von 53.215 Tsd. EUR.

WERTE IN TSD. EUR	2022	2021
Umsatzerlöse	7.190	7.428
EBITDA	-10.691	-9.358
Finanzerfolg	64.192	62.731
Ergebnis vor Steuern	53.306	53.215

Die Kennzahl EBITDA berechnet sich aus dem Betriebserfolg zuzüglich Abschreibung laut Gewinn- und Verlustrechnung.

VERMÖGENSLAGE

Das Gesamtvermögen der Gesellschaft betrug zum Bilanzstichtag 1.483.258 Tsd. EUR und setzte sich wie folgt zusammen:

WERTE IN TSD. EUR	2022	2021
Immaterielles- und Sachanlagevermögen	529	549
Finanzanlagen	549.991	540.551
Forderungen und sonstige Vermögensgegenstände, Rechnungsabgrenzungsposten	706.127	665.189
Zahlungsmittel und Zahlungsmitteläquivalente	226.369	119.590
Aktive latente Steuer	242	238
SUMME AKTIVA	1.483.258	1.326.117

Die Finanzanlagen betreffen den Beteiligungsbuchwert der Anteile an der AMAG Erste Beteiligungsverwaltungs GmbH. In den Forderungen und sonstigen Vermögensgegenständen waren Forderungen aus Finanzierung und Clearing in Höhe von 625.006 Tsd. EUR (2021: 591.346 Tsd. EUR) enthalten. Weiters waren phasengleiche Dividendenerträge in Höhe von 64.000 Tsd. EUR (2021: 62.000 Tsd. EUR), sonstige Forderungen und Vermögensgegenstände in Höhe von 4.784 Tsd. EUR (2021: 5.678 Tsd. EUR), Forderungen aus der Gruppenbesteuerung in Höhe von 12.238 Tsd. EUR (2021: 6.095 Tsd. EUR) sowie Rechnungsabgrenzungsposten in Höhe von 94 Tsd. EUR (2021: 60 Tsd. EUR) enthalten.

Finanziert werden die Vermögenswerte durch:

WERTE IN TSD. EUR	2022	2021
Eigenkapital	768.006	766.065
Fremdkapital	715.251	560.052
SUMME PASSIVA	1.483.258	1.326.117

Die Eigenkapitalquote zum 31. Dezember 2022 beträgt 51,8 % (2021: 57,8 %). Der Anstieg im des Fremdkapitals gegenüber dem Vorjahr war vor allem auf eine Aufnahme eines neuen Schuldschein-darlehens in Höhe von 200,0 Mio. EUR zurückzuführen.

FINANZLAGE

Der Geldfluss aus der laufenden Geschäftstätigkeit betraf vor allem die Dividendenzahlung der AMAG Erste Beteiligungsverwaltungs GmbH für das jeweilige Vorjahr sowie Forderungen gegenüber verbundenen Unternehmen sowie die Veränderungen der Forderungen und der Verbindlichkeiten mit verbundenen Unternehmen aus dem Konzernclearing. Der Geldfluss aus Finanzierungstätigkeit hing insbesondere mit der Tilgung von Krediten und Darlehen in der Höhe von -243.629 Tsd. EUR sowie der Neuaufnahme von 411.969 Tsd. EUR und der Dividendenzahlung an die Eigentümer zusammen. Aufgrund des kurzfristigen Finanzierungsbedarfs von Working Capital wurden vor allem im ersten Halbjahr kommittierte Linien ausgenutzt, welche im Geschäftsjahr 2022 wieder getilgt wurden. Des

Weiteren wurde ein Schuldschein-darlehen von 200,0 Mio. EUR aufgenommen. Der Finanzmittelbestand zeigt die Guthaben bei Kreditinstituten.

WERTE IN TSD. EUR	2022	2021
Netto-Geldfluss aus laufender Geschäftstätigkeit (OCF)	927	-12.161
Netto-Geldfluss aus Investitionstätigkeit (ICF)	-157	-170
Netto-Geldfluss aus Finanzierungstätigkeit (FCF)	115.448	-105.160
Zahlungswirksame Veränderung des Finanzmittelbestandes	116.218	-117.491
Finanzmittelbestand am Ende der Periode	226.369	119.590

ZWEIGSTELLENBERICHT

Die Gesellschaft hat weder im Inland noch im Ausland Zweigniederlassungen.

SOZIALBERICHT

Gegenseitige Wertschätzung, Vertrauen, Offenheit und Fairness im Umgang mit Mitarbeiter:innen sind die Eckpfeiler des unternehmerischen Handelns. Kompetente und motivierte Mitarbeiter:innen sind ein wesentlicher Schlüssel des Erfolgs der AMAG-Gruppe. Durch stete Weiterentwicklung in den Bereichen Arbeitssicherheit und Gesundheitsschutz sowie maßgeschneiderte Aus- und Weiterbildungsangebote werden die bestmöglichen Rahmenbedingungen für die Mitarbeiter:innen geschaffen.

ARBEITSSICHERHEIT UND GESUNDHEITSSCHUTZ

Die AMAG-Gruppe sieht es als ihre Pflicht, die Sicherheit und den Gesundheitsschutz aller Mitarbeiter:innen unter Einhaltung der gesetzlichen Vorschriften zu gewährleisten und stetig zu verbessern. Da knapp zwei Drittel der Belegschaft im Produktionsbereich arbeiten, ist ein funktionierendes Arbeitssicherheitssystem besonders wichtig, um Mitarbeiter:innen vor Gefahren zu bewahren und sie in präventivem Verhalten zu schulen. Auch auf Gesundheitsschutz und Gesundheitsförderung über die Arbeitssicherheit hinaus wird großer Wert gelegt. Im Fokus stehen dabei neben der Arbeitssicherheit die Bereiche Bewegung, Ernährung und psychosoziale Gesundheitsvorsorge.

Die Verantwortung für diesen Bereich liegt beim Vorstand und den Geschäftsführungen der Gesellschaften. Sie beinhaltet die Feststellung von Optimierungspotenzialen und die Verankerung von strategischen Zielen. Die Arbeitssicherheit ist Bestandteil des Bereichs Managementsysteme, dessen Leiter direkt an den Technikvorstand berichtet, und baut auf vier Säulen auf:

- > **Arbeitsplatzevaluierung:** Aufzeichnungen und Dokumentationen aller Arbeitsplätze und -vorgänge, Wartungs- und Reparaturarbeiten, Not- und Rettungsmaßnahmen inklusive Evaluierungsdokumentation
- > **Zwischenfalls-/Sicherheits-Auditdatenbank:** Meldung von relevanten Zwischenfällen inklusive Aufzeichnung und Berichtswesen, Gefährdungsbeurteilung sowie Unterweisung, Festlegung von Maßnahmen und deren Überprüfung auf Wirksamkeit
- > **Rechtskonformität:** Einhaltung der Rechtsvorschriften im Bereich Arbeitsschutz inklusive Aufbau einer innerbetrieblichen Arbeitsschutz-Organisation, die den rechtlichen und normativen Vorgaben entspricht; integriertes Fremdfirmen-/Zutrittsmanagement
- > **Maschinensicherheit:** Einhaltung und Umsetzung der gesetzlichen Vorgaben (insbesondere die Anforderungen der CE-Richtlinien wie beispielsweise Maschinen-/Niederspannungsrichtlinie) anhand einer Relevanzprüfung und deren harmonisierten Normen

Die Prozesse und Standards im Bereich Arbeitssicherheit sind nach den Anforderungen der internationalen Arbeitsschutzmanagement-Norm EN ISO 45001 ausgerichtet und in das bestehende Managementsystem integriert und am Standort Ranshofen extern zertifiziert. Umfangreiche Sicherheitsanweisungen und -audits, Schulungsmaßnahmen und Workshops im Rahmen des kontinuierlichen Verbesserungsprozesses (KVP) dienen der Zielerreichung. Leasingmitarbeiter:innen werden dabei wie eigene Mitarbeiter:innen behandelt. Eine digitale Sicherheitsunterweisung inklusive nachweislicher Überprüfung auf Verständnis sorgt für sichere Zusammenarbeit mit Fremdfirmen. Die zentralen

Grundsätze und Anforderungen betreffend Arbeitssicherheit sind in den Compliance-Regeln für Lieferanten beschrieben und gelten somit auch für die Lieferkette.

Ursachen der aufgezeichneten Zwischenfälle (Beinah-Unfälle, Unfälle, gefährliche Situationen) werden analysiert und getroffene Gegenmaßnahmen regelmäßig auf ihre Wirksamkeit überprüft. Die Erfassung, Maßnahmenverfolgung und Bewertung von Zwischenfällen erfolgt mittels zentraler Zwischenfallsdatenbank, gleiches gilt für Sicherheitsaudits. Die digitale Erfassung bei Sicherheitsrundgängen erfolgt via App, in der Gefährdungen direkt vor Ort am Handy erfasst und anschließend am PC bearbeitet werden. Um die Arbeitssicherheit bestmöglich zu gestalten, werden mehrere Organe eingesetzt.

SICHERHEITSLENKUNGS-AUSSCHUSS – SILAS:

Der SILAS steht unter der Leitung des Vorstands, das oberste Aufsichtsgremium für Arbeitsschutz und Gesundheitsmanagement. Ihm obliegt die Überprüfung der Rechtskonformität und der Wirksamkeit von Arbeitssicherheit und Gesundheitsschutz anhand festgelegter Leistungsindikatoren sowie gegebenenfalls der Beschluss etwaiger Korrekturmaßnahmen und die Initiation von Arbeitsthemen und -gruppen. Regelmäßige Sicherheitsaudits ergänzen das System.

SILAS-MITGLIEDER:

- Vorstand
- Geschäftsführungen der operativen Gesellschaften
- Beauftragte für Arbeitssicherheit
- Sicherheitsfachkräfte
- Arbeitsmedizin
- Personalabteilung und Betriebsrat

ARBEITSSCHUTZAUSSCHUSS: Im Arbeitsschutzausschuss werden Sicherheitszwischenfälle mit getroffenen Maßnahmen, Schwerpunktthemen aus Sicherheitsaudits sowie Auswertungen von Kennzahlen behandelt. Er legt Verbesserungsmaßnahmen bezüglich des Arbeits- und Gesundheitsschutzes fest und entscheidet über zusätzlich im SILAS zu behandelnden Themen.

SICHERHEITSFACHKRAFT: Die Aufgaben der Sicherheitsfachkraft reichen von der sicherheitstechnischen Beratung von Vorgesetzten und Mitarbeiter:innen, über die Lenkung von Arbeitssicherheitsgesetzen bis hin zur Meldung von Arbeitsunfällen an außerbetriebliche Organisationen und Behörden.

SICHERHEITSVERTRAUENSPERSON (SVP): Für die operativen Bereiche sind Sicherheitsvertrauenspersonen und Sicherheitsbeauftragte festgelegt. Sie informieren und unterstützen Mitarbeiter:innen über bzw. bei Sicherheits- und Gesundheitsschutzthemen. Sie vertreten Interessen der Mitarbeiter:innen gegenüber dem Arbeitgeber, den zuständigen Behörden sowie sonstigen Stellen in Abstimmung mit den Belegschaftsorganen. Des Weiteren beachten sie die Einhaltung von Schutzmaßnahmen, die Anwendung entsprechender Einrichtungen und Vorkehrungen und informieren den Arbeitgeber über etwaige Mängel.

Die Wirksamkeit des Arbeitssicherheitssystems wird regelmäßig durch interne und externe Audits überprüft, im Zuge derer auch sichergestellt wird, dass es internationalen Standards entspricht. Arbeitssicherheitskennzahlen ermöglichen eine umfassende Risikoanalyse und helfen bei der Ursachenforschung möglicher Schwächen. Die AMAG arbeitet intensiv daran, Unfälle weiter zu reduzieren, um so die Vision „Null-Unfälle“ zu erreichen.

ARBEITSMEDIZIN: Die AMAG-Arbeitsmedizin am Standort Ranshofen ist als Teil der Personalabteilung zentraler Ansprechpartner bei gesundheitsrelevanten Themen, von Erster Hilfe über ärztliche Untersuchungen bis hin zu Gesundheitsförderung und Beratung. Die Betreuung der Belegschaft erfolgt durch ein eigenes Ärzteteam. „Vital-Menüs“ in der Kantine, ein jährlicher „Vital-Check“, an dem 2022 354 Mitarbeiter:innen am Standort Ranshofen teilgenommen haben, Physiotherapie und gemeinsame Teilnahme an Sportveranstaltungen zählen darüber hinaus zu den gesundheitsfördernden Maßnahmen.

Eine Richtlinie regelt den Umgang mit der COVID-19-Pandemie am Standort Ranshofen und beschreibt das vom Gesetzgeber geforderte COVID-19-Präventionskonzept. Mit Beginn der Pandemie im März 2020 wurde am Standort Ranshofen ein COVID-19-Krisenstab eingerichtet, dessen Leitung direkt an den AMAG Vorstand berichtet. Der Krisenstab wird von der Konzernkommunikation geleitet, die medizinische Leitung obliegt der Arbeitsmedizin.

Die AMAG in Ranshofen ist Träger des Gütesiegels für Betriebliche Gesundheitsförderung (BGF), einer nationalen Auszeichnung im Bereich Mitarbeiter:innengesundheit. Betreffende Maßnahmen am Standort Ranshofen wirken vor allem in den Bereichen Arbeitssicherheit, Ergonomie, Ernährung und psychosoziale Gesundheitsvorsorge. Die Gesundheitsförderung ist in das KVP-System eingebunden, sodass Mitarbeiter:innen Verbesserungsvorschläge einbringen können und sie kontinuierlich und konsequent in möglichst alle relevanten Abläufe einwirken kann. Darüber hinaus nehmen Mitarbeiter:innen beziehungsweise deren Vertreter:innen an Arbeitssicherheitsausschusssitzungen der einzelnen Gesellschaften teil.

In 2022 gab es keinen Arbeitsunfall in der AMAG Austria Metall AG.

AUS- UND WEITERBILDUNG

Die Fähigkeiten und Kompetenzen der Mitarbeiter:innen sind für ein profitables Wachstum und den dauerhaften Erfolg der AMAG von entscheidender Bedeutung. Der zunehmende Wettbewerb, der demografische Wandel, neue Technologien und Digitalisierungstrends stellen Unternehmen vor große

Herausforderungen. Daher ist es für die AMAG essenziell, in die Aus- und Weiterbildung der Mitarbeiter:innen zu investieren, ihnen Chancen zu bieten und kontinuierliches Lernen zu fördern.

Die durch den demographischen Wandel bedingte sinkende Zahl an Fachkräften sowie die stetig steigenden Anforderungen an die Qualifikationen der Mitarbeiter:innen stellen eine große Herausforderung für die Wirtschaft dar. Die AMAG ist bestrebt, neue und bestehende Mitarbeiter:innen zu fördern, zu entwickeln und ihnen eine entsprechende Zukunftsperspektive zu bieten, um dadurch eine hohe Mitarbeiter:innenbindung zu erreichen.

Eine zukunftsorientierte, lernende Organisation wie die AMAG basiert auf nachhaltiger Mitarbeiter:innenentwicklung, die durch passende Aus- und Weiterbildungsmaßnahmen sichergestellt wird. Dabei ist es die Aufgabe der Abteilung Personalentwicklung, die Fähigkeiten und Talente der Mitarbeiter:innen ihren Aufgaben entsprechend (weiter) zu entwickeln. Sie ist auch erster Anlaufpunkt für alle Themen der Mitarbeiter:innenentwicklung und verantwortlich für Aus- und Weiterbildungsmaßnahmen wie Berufsberechtigungen, Seminare, Lehrgänge, Trainings, Workshops und Coachings sowie digitale Lerninhalte. Eine wesentliche Aufgabe ist es, nachhaltigen Wissenstransfer und erforderliche Qualifikationen entsprechend den gesetzlichen Vorschriften sowie den Kunden- oder unternehmensinternen Anforderungen sicherzustellen.

In den jährlichen Mitarbeiter:innen-Zielsetzungs- und Entwicklungsgesprächen, kurz MAZEG, zwischen Mitarbeiter:innen und Führungskräften wird unter anderem der Schulungsbedarf identifiziert und gegebenenfalls werden entsprechende Aus- und Weiterbildungsmaßnahmen getroffen. Ein wesentlicher Ansatz sind dabei strukturierte und aufeinander aufbauende Weiterbildungsprogramme, die einen unternehmensinternen Pool an jungen Talenten schaffen. Diese Talente werden gezielt gefördert und auf künftige Aufgaben vorbereitet.

Die AMAG bietet eine moderne, praxisorientierte Ausbildung in neun Lehrberufen an. Der Lehrlingskoordinator unterstützt die Lehrlinge sowie das Unternehmen in der organisatorischen Abwicklung und der Lehrlingscoach steht in persönlichen Gesprächen gezielt für persönliche Anliegen und Bedürfnisse zur Verfügung.

Allen Mitarbeiter:innen wird über die eigene E-Learning-Plattform ALEX Zugang zu digitalen Lerninhalten für die betriebliche Qualifizierung geboten. Dadurch soll vor allem Mitarbeiter:innen aus dem Produktionsumfeld auf einfachem Weg ermöglicht werden, sich bestmöglich für ihre Aufgaben und Tätigkeiten zu qualifizieren, sich Wissen anzueignen und dieses erworbene Wissen nachhaltig zu festigen.

BESCHÄFTIGUNGSENTWICKLUNG

Der Gesamtpersonalstand der AMAG Austria Metall AG betrug am Ende des Jahres 21 Mitarbeiter:innen. Es gab im Jahr 2022 keinen Personalwechsel in der Gesellschaft.

BETRIEBSZUGEHÖRIGKEIT

Die erwähnten Maßnahmen für die Mitarbeiterentwicklung und Gesundheitsförderung, eine leistungsorientierte Gehaltsstruktur und ein positives soziales Klima sind Grundsteine einer hohen Zufriedenheit und Kontinuität bei den Mitarbeitern.

In der AMAG Austria Metall AG sind 52 % der Mitarbeiter:innen bis 10 Jahre, 38 % zwischen 10 und 20 Jahren und 10 % über 20 Jahre im Unternehmen tätig. Das Durchschnittsalter der Mitarbeiter:innen in der Austria Metall AG beträgt 49,6 Jahre.

CHANGENGLEICHHEIT & DIVERSITÄT

Demografische Veränderungen, die zunehmende Individualisierung von Lebensstilen und ein grundlegender Wertewandel gehen mit der Entwicklung der Gesellschaft einher. Die so entstehende Vielfalt stellt für Unternehmen eine Herausforderung und zugleich einen Mehrwert in der Zusammenarbeit dar. Die Förderung von Diversität und Chancengleichheit im Unternehmen ist ein wichtiger Faktor für den Unternehmenserfolg.

Eine Aufgabe des Personalmanagements ist es, geeigneten Mitarbeiter:innen unabhängig von Alter, Geschlecht, Hautfarbe, sexueller Orientierung, Herkunft, Religion oder Behinderung diskriminierungsfreie Arbeitsplätze zu gewährleisten. Diskriminierungsfreier Umgang ist im Verhaltenskodex festgelegt, um es allen Mitarbeiter:innen zu ermöglichen, ihre Tätigkeit rechtskonform und moralisch korrekt auszuüben. Alle Mitarbeiter:innen können einen Verdacht auf Ungleichbehandlung dem Compliance-Verantwortlichen oder über eine Compliance-Hotline melden. Dies gilt auch für Geschäftspartner des Unternehmens.

VIELFALT UND TRANSPARENZ: Die AMAG bekennt sich zur Chancengleichheit und unterstützt das Engagement von Frauen in der Technik. Insbesondere bei den Recruitingaktivitäten im Produktionsbereich wird ein verstärktes Augenmerk auf die Erhöhung des Frauenanteils gelegt, zudem bestehen Kooperationen mit Schulen, die das Interesse junger Frauen an einem technischen Beruf steigern sollen.

Eine Datenbank für Bewerber:innen fördert die Transparenz in Bewerbungsprozessen, indem sämtliche interne und externe Ausschreibungen digital verwaltet werden. Bei der Personalauswahl wird neben den fachlichen Kompetenzen und der Leistungsbereitschaft Wert auf die Identifikation der Bewerber:in mit der AMAG-Unternehmenskultur gelegt, die sich durch Respekt, ein wertschätzendes Miteinander und Innovationskraft auszeichnet.

Bei Gehältern wird auf eine strikte Gleichbehandlung der Geschlechter geachtet, allen Mitarbeiter:innen wird eine faire Grundvergütung geboten. Das Bonifikationssystem bei Führungskräften enthält leistungsabhängige Gehaltsbestandteile und setzt sich aus monetären Zielen und individuellen Leistungsbeiträgen zusammen.

Maßnahmen zur Vereinbarkeit von Beruf und Familie umfassen beispielsweise eine jährliche Kinderferienaktion zur Kinderbetreuung und flexible Arbeitszeitmodelle, die von Gleit- und Teilzeitmodellen bis hin zu Altersteilzeit reichen.

Das Nachhaltigkeitsmanagement der AMAG Austria Metall AG beruht auf folgenden Grundsätzen:

- › **Vorsorge:** Um Belastungen für Mensch und Umwelt bestmöglich zu vermeiden, werden entsprechende Gefahren frühzeitig und vorausschauend behandelt. Dazu verfügt die AMAG über zertifizierte Managementsysteme mit den Schwerpunkten Arbeitssicherheit, Qualität, Umwelt und Energie sowie ein umfassendes Risikomanagement und ein internes Kontrollsystem.
- › **Effizienz:** Bei der Entwicklung von Anlagen, Prozessen und Produkten wird auf Ressourcen- und Energieeffizienz sowie auf die Minimierung von Umweltauswirkungen geachtet.
- › **Ausgewogenheit:** Die breite Aufstellung nach Branchen und Produkten sowie geografischen Märkten sorgt für ein hohes Maß an Ausgewogenheit und Stabilität. Umfassende Nachhaltigkeitsaktivitäten in den unterschiedlichen Unternehmensbereichen stellen sicher, dass das Nachhaltigkeitsmanagement systematisch funktioniert und kontinuierlich verbessert wird.
- › **Wesentlichkeit:** Die AMAG-Gruppe konzentriert sich auf die wesentlichen wirtschaftlichen, ökologischen und gesellschaftlichen Auswirkungen ihrer Geschäftstätigkeit und steht zur Bestimmung der wesentlichen Themen im laufenden Dialog mit ihren Stakeholdern.
- › **Vollständigkeit:** In der internen und externen Unternehmenskommunikation sind die Grundsätze der Transparenz, Aktualität und Vollständigkeit oberste Prämisse. Die AMAG-Gruppe kommuniziert zeitgerecht und umfassend zu den wesentlichen Themen ihrer Geschäftstätigkeit an relevante Stakeholdergruppen.

- › **Flexibilität:** Änderungen des wirtschaftlichen und gesellschaftlichen Umfelds sowie neue Anforderungen der Kunden und Märkte werden als Chance betrachtet und es wird ihnen mit hoher Flexibilität begegnet.

KONTINUIERLICHER VERBESSERUNGSPROZESS

Im Jahr 2022 wurden in der AMAG-Gruppe insgesamt 9.370 Verbesserungsvorschläge eingereicht. Die Umsetzungsquote betrug 74,9 %. Dabei konnte ein Erstjahresnettonutzen von 9.999 EUR je Mitarbeiter:in erzielt werden.

RISIKO- UND CHANCENBERICHT

Als integraler Bestandteil zur Identifikation, Beurteilung und Kontrolle aller wesentlichen Risiken und Chancen ist ein systematisches Risikomanagement in der AMAG-Gruppe implementiert. Risiken sollen frühzeitig erkannt und nach Möglichkeit proaktiv bearbeitet werden, um das Eintreten und mögliche negative Auswirkungen zu begrenzen oder gänzlich zu vermeiden. Neben der Mitigation von Risiken sollen auf der anderen Seite unternehmerische Chancen gezielt genutzt werden. In diesem Sinne stellt ein ausgewogenes Risiko- und Chancenmanagement einen wesentlichen Erfolgsfaktor für die Unternehmensgruppe dar. Jene Risiken, die speziell mit der Beteiligung an der Alouette verbunden sind, werden im Abschnitt „Risiken aus dem Anteil an der Elektrolyse Alouette“ dargestellt.

Der vorliegende Risiko- und Chancenbericht nimmt insbesondere Bezug auf jene strategischen und operativen Risiken und Chancen, die aus einer Outside-In-Betrachtung resultieren. Damit sind Risiken und Chancen gemeint, die von außen auf das Unternehmen einwirken. Zudem gewinnen auch Nachhaltigkeitsthemen (ESG) und die damit verbundenen Risiken und Chancen, welche u.a. den Bereichen Arbeitnehmerbelange, Bekämpfung von Korruption und Bestechung, Umweltbelange, Sozialbelange und Achtung der Menschenrechte zugeordnet werden, zunehmend an Bedeutung. Im Zuge der Definition der wesentlichen Themen für die Nichtfinanzelle Erklärung der AMAG-Gruppe wurde dazu eine entsprechende Analyse durchgeführt, die neben der Outside-In-Betrachtung auch jene Risiken und Chancen umfasst, die vom Unternehmen ausgehen und sich auf die Unternehmensumwelt auswirken können (Inside-Out-Betrachtung). Die Ergebnisse dieser Analyse werden

tabellarisch in der Nichtfinanziellen Erklärung innerhalb des AMAG-Finanzberichts im Kapitel „Wesentlichkeitsanalyse“ dargestellt. Die Identifikation und Bewertung von klimabezogenen Risiken und Chancen ist ebenfalls Teil des Risikomanagements, wobei hier, wie auch bei strategischen Risiken ein längerfristiger Betrachtungszeitraum zwischen 2 bis 10 Jahren gewählt wurde.

RISIKOMANAGEMENTSYSTEM

Das Risikomanagement ist sowohl auf die Sicherstellung einer nachhaltig positiven Entwicklung der Vermögens-, Finanz- und Ertragslage, einer Wertsteigerung der AMAG-Gruppe als auch auf die Minimierung von negativen Einflüssen auf das Umfeld ausgerichtet. Das implementierte System basiert im Wesentlichen auf:

- › der Regelung betrieblicher Abläufe mittels Konzernrichtlinien und Anweisungen
- › dem aktiven Hedging von spezifischen Risiken (Volatilität des Aluminiumpreises, Währungen)
- › der Abdeckung bestimmter Risiken durch Versicherungen
- › weiteren spezifischen Maßnahmen zur Vermeidung und Steuerung von Risiken

Die strategischen und operativen Risiken und Chancen werden in einem jährlichen Zyklus überwacht. Darüber hinaus werden sowohl Richtlinien und Anweisungen als auch das Versicherungskonzept laufend überprüft und gegebenenfalls aktualisiert. Zusätzlich erfolgen anlassbezogene Evaluierungen der Funktionsfähigkeit des internen Kontrollsystems für ausgewählte Unternehmensbereiche durch externe Wirtschaftsprüfer:innen.

INTERNES KONTROLLSYSTEM

Das interne Kontrollsystem sowie das Risikomanagement orientieren sich an den Maßstäben des international bewährten Regelwerks für interne Kontrollsysteme (COSO: Internal Control and Enterprise Risk Managing Frameworks des Committee of Sponsoring Organizations of the Treadway Commission) und an den Risikomanagementleitlinien der ISO 31000. Ziel ist das bewusste Erkennen und Steuern von Risiken durch das verantwortliche Management.

WESENTLICHE MERKMALE DES INTERNEN KONTROLL- UND RISIKOMANAGEMENTSYSTEMS IN HINBLICK AUF DEN RECHNUNGSLEGUNGSPROZESS

Die Einrichtung eines angemessenen internen Kontroll- und Risikomanagementsystems in Hinblick auf den Rechnungslegungsprozess bzw. die Finanzberichterstattung liegt grundsätzlich in der Verantwortung der jeweiligen Geschäftsführung.

In der AMAG Austria Metall AG wurden hinsichtlich des Risikomanagements sowohl für die wesentlichen Geschäftsrisiken als auch für den Finanzberichterstattungsprozess gruppenweit verbindlich anzuwendende Standards verabschiedet. Diese werden von den Geschäftsführungen der Gesellschaften angewandt und - soweit erforderlich - ergänzt.

Das Rechnungswesen mit der darin integrierten Finanzbuchhaltung wird für den Standort Ranshofen zentral durchgeführt. Weiters erfolgt dort die Konzernabschlusserstellung, basierend auf dem Berichtswesen der anderen Tochtergesellschaften. Die Erfüllung gesetzlicher Vorgaben – die vollständige, richtige, zeitgerechte und geordnete Eintragung in die Bücher und sonstige Aufzeichnungen – wird durch entsprechende organisatorische Maßnahmen sichergestellt. Der gesamte Prozess, von der Beschaffung bis zur Zahlung, unterliegt in der gesamten AMAG-Gruppe strengen Regeln und Richtlinien, welche jegliches damit in Zusammenhang stehende Risiko vermeiden sollen.

Zu diesen Maßnahmen und Regeln zählen unter anderem Funktionstrennungen, Unterschriftenordnungen, ausschließlich kollektive und auf wenige Personen eingeschränkte Zeichnungsermächtigungen für Zahlungen sowie systemunterstützte Prüfungen durch die verwendete Software (z.B. SAP). Die verwendeten Finanzbuchhaltungssysteme sind überwiegend Standard-Software, die gegenüber unbefugten Zugriffen geschützt sind.

In der AMAG-Gruppe ist ein standardisiertes Finanzberichtswesen etabliert. Ergänzt um gesellschafts-spezifische Themen werden die Geschäftsführungen sowie der Vorstand laufend über alle relevanten Sachverhalte informiert. Der Aufsichtsrat der AMAG Austria Metall AG wird in zumindest einer pro Quartal stattfindenden Aufsichtsratssitzung über den laufenden Geschäftsgang und zusätzlich jährlich über die operative Planung sowie die mittelfristige Strategie des Konzerns unterrichtet bzw. werden diese durch den Aufsichtsrat genehmigt. In besonderen Fällen wird der Aufsichtsrat auch unmittelbar informiert. In den Prüfungsausschusssitzungen werden unter anderem auch das interne Kontrollsystem, das Risikomanagementsystem sowie die Maßnahmen zur Korruptionsprävention behandelt.

PERSONALRISIKEN

Die Mitarbeiter:innen sind mit ihrer Kompetenz und ihrem Engagement ein maßgeblicher Faktor für den Erfolg des Unternehmens. Zur Sicherung und Stärkung dieses Faktors haben Investitionen in die Arbeitssicherheit und die Förderung der Gesundheit einen sehr hohen Stellenwert. Im Bereich Unfallschutz werden vielfältige Präventivmaßnahmen, wie z.B. die sichere Gestaltung der Arbeitsplätze und deren Evaluierung, sowie laufende Schulungen und Trainings der Mitarbeiter:innen umgesetzt. Besonderes Augenmerk kommt auch dem Schutz der persönlichen Daten zu.

Durch die demografische Entwicklung und das hohe Beschäftigungsniveau vor allem am Unternehmenshauptsitz besteht das Risiko des Mangels an Arbeitskräften. Die AMAG stellt sich zunehmend auf diese Herausforderungen bei der Mitarbeiter:innengewinnung ein und begegnet diesen mit einem leistungsgerechten Entlohnungssystem, maßgeschneiderten Aus- und Weiterbildungsprogrammen und der frühzeitigen Identifikation und Förderung von Potenzialträger:innen. Besonderes Augenmerk wird außerdem auf die Lehrlingsausbildung und die Bindung der Arbeitskräfte an das Unternehmen gelegt.

Hinsichtlich der COVID-19-Pandemie wurde am Standort Ranshofen im Jahr 2020 eine eigene Task Force zur Risikomitigation gebildet, welche auch im Geschäftsjahr 2022 fortgeführt wurde.

OPERATIVE RISIKEN

Produktion

Innerhalb des Wertschöpfungsprozesses sind die operativen Gesellschaften der AMAG-Gruppe neben der Gefahr von Betriebsunterbrechungen auch Risiken in Bezug auf Qualität und Arbeitssicherheit ausgesetzt. Umfassende Verfahrensanweisungen in den Bereichen Produktion, Qualität und Arbeitssicherheit tragen neben der durch den etablierten KVP-Prozess begünstigten hohen Eigenverantwortung der Mitarbeiter:innen maßgeblich zur Risikominimierung bei.

Dem Ausfallrisiko der Anlagen und der Energieversorgung, insbesondere am Standort Ranshofen, wird im Rahmen der Einflussmöglichkeiten der AMAG-Gruppe durch systematische vorbeugende Instandhaltung und laufende RBM-Überwachung (Risk Based Maintenance) sowie durch eine regelmäßige Evaluierung des technischen Anlagenrisikos und durch das Setzen geeigneter Maßnahmen begegnet. Modernisierungs- und Ersatzinvestitionen werden zudem langfristig geplant. Für wichtige Produkte wurden Notfallpläne erstellt, die im Falle eines Anlagenstillstands ein rasches Umstellen auf eine

Ersatzherstellroute ermöglichen. Ebenso unterstützen systemische Maßnahmen die komplexe Erzeugung hochtechnologischer Produkte mit dem Ziel, einen fehlerfreien Herstellungsprozess zu garantieren. Eine zusätzliche Absicherung ist durch die Maschinenbruch-Versicherung gegeben. Die Versorgung mit technischen Gasen am Standort Ranshofen ist durch Langfristverträge, Ausbau einer Zuleitung bzw. Bezug von mehreren Lieferanten abgesichert.

Hinsichtlich des Risikos einer unzureichenden Energieversorgung hat insbesondere das vergangene Geschäftsjahr gezeigt, dass es neben signifikanter Preisvolatilitäten auch rasch zu Unsicherheiten in der Versorgungssicherheit kommen kann. Die AMAG ist für die Aufrechterhaltung des Betriebes auf eine ausreichende Energieversorgung angewiesen und setzt im kurz- bis mittelfristigen Ausmaß für den Standort Ranshofen Preissicherungsstrategien um. Zusätzlich wurde im vergangenen Geschäftsjahr, als kurzfristig risikomitigierende Maßnahme, ein bestimmtes Volumen an Erdgas zur Einlagerung zugekauft.

Technologische Entwicklungen

Der Werkstoff Aluminium ist gerade in technisch anspruchsvollen Bereichen wie Luftfahrt, Automobil und Sport dem Wettbewerb potenzieller alternativer Werkstoffe mit vergleichbaren Materialeigenschaften wie Glas- und Carbonfaser-Composites, Kunststoffe, Magnesium oder weiterentwickelte Stahlqualitäten ausgesetzt. Ebenso könnten neue Herstellungsprozesse oder technologische Umbrüche in einzelnen Abnehmerbranchen disruptiven Einfluss auf die relevanten Märkte haben. Durch laufende Marktbeobachtung, Technologiescouting und gemeinsame Entwicklungsarbeiten mit Kunden sowie durch die kontinuierliche Verbesserung der Eigenschaften der Aluminiumwerkstoffe im Rahmen von Legierungsentwicklung und -optimierung wird diesem Gefährdungspotenzial entgegen gewirkt. Gleichzeitig wird daran gearbeitet, neue Anwendungsgebiete für Aluminiumlegierungen zu erschließen und in Kooperationen aktiv AMAG-relevante Produkte für neue Anwendungen bzw. in potenziell disruptiven Technologien zu etablieren.

Zur Erkennung von potenziellen Fehlerquellen bei der Legierungs- und Prozessentwicklung und zur entsprechenden Risikominimierung werden Fehlermöglichkeits- und Einflussanalysen (FMEA) durchgeführt.

Zur Sicherstellung der rechtlichen Handlungsfreiheit wird das „Intellectual Properties“-Umfeld (Patente, Gebrauchsmuster) kontinuierlich in zahlreichen Branchen mehrfach automatisiert und manuell überwacht. Gegebenenfalls werden entsprechende Schritte eingeleitet.

Ebenso werden die technologischen Entwicklungen im Bereich der Digitalisierung laufend beobachtet und bei potenziellem Nutzen implementiert. Wesentliche Themen wurden in einen Digitalisierungskompass aufgenommen und entsprechend umgesetzt (z.B. Smart Factory, Digital Partner Excellence).

Elementarrisiken

Entsprechend den Erfordernissen werden ausgewählte Maßnahmen zur Vorbeugung und Handhabung von Elementarrisiken wie Sturm, Hochwasser oder Brand getroffen:

- › Bauliche, technische und organisatorische Maßnahmen werden laufend realisiert (z.B. Gebäudeauslegung, Brandschutzmaßnahmen, Regenwasserversickerung)
- › Frühwarnung und Schadenserkenkung (z.B. Unwetterwarnsystem, laufende Investitionen in die Ausrüstung der betriebsinternen Feuerwehr usw.)
- › Krisenmanagement und -kommunikation im Schadensfall

Umwelt- und Klimarisiken

Die Gefahr des Eintritts von Umweltrisiken, z.B. betreffend Wasser, Abfall, Bodenkontamination und Luftemissionen, wird durch strikte Befolgung von gesetzlichen und behördlichen Vorgaben minimiert, deren Einhaltung durch das nach ISO 14001 zertifizierte Umweltmanagementsystem laufend überprüft wird. Zusätzlich zum Umweltmanagement wird am Standort Ranshofen auch ein Energiemanagementsystem nach ISO 50001 vorangetrieben, das die kontinuierliche Verbesserung der energetischen Leistung sicherstellt.

Konventionelle Energieträger wie Diesel und Erdgas setzen bei ihrer Verbrennung Luftemissionen frei, die sich negativ auf die Umwelt und das Klima auswirken können. Durch einen geringeren Energieeinsatz in der Herstellung der hochwertigen Produkte der AMAG-Gruppe werden damit auch weniger Treibhausgase emittiert. Im Zuge des Energiemanagementsystems werden laufend Maßnahmen zur Reduktion des Energieeinsatzes gesetzt und die energetische Performance am Standort Ranshofen überwacht.

Die AMAG betrachtet den Klimawandel als eine der größten globalen Herausforderungen und bekennt sich zu den Zielen des Pariser Klimaschutzabkommens. Bei der Entwicklung der Geschäftsstrategie und der Planung der betrieblichen Tätigkeiten werden klimarelevante Risiken und Chancen berücksichtigt. In dieser Hinsicht ist das Unternehmen bestrebt, laufend die CO₂-Effizienz der Geschäftstätigkeit zu verbessern.

tigkeit und des Produktportfolios zu verbessern. Ziel ist, die Emissionen mit Maßnahmen wie dem Bau von Photovoltaikanlagen, Maßnahmen im Bereich der Heizwärmeversorgung und einen möglichst geringen Energieeinsatz durch effiziente Produktionsprozesse zu senken. Für die in Zukunft notwendige Dekarbonisierung aller Prozesse wurde eine Roadmap ausgearbeitet. Die Transformation von konventionellen Energieträgern auf beispielsweise grünen Strom oder Wasserstoff sind dabei besonders herausfordernd. Entscheidend wird insbesondere auch die rechtzeitige Verfügbarkeit zu wettbewerbsfähigen Preisen und in ausreichendem Umfang sein.

Demgegenüber kann eine restriktivere Klimapolitik in Europa und Österreich die Kosten für fossile Energie und Strom erhöhen oder zu zusätzlichen CO₂-Abgaben führen. Anzuführen sind zudem mögliche Wettbewerbsnachteile im globalen Wettbewerbsumfeld, sollten klimapolitische Maßnahmen nur einseitig und ohne adäquate Ausgleichsmechanismen (z.B. Gratiszuteilung von CO₂-Zertifikaten für Carbon-Leakage-Unternehmen wie die AMAG casting und AMAG rolling) auf nationaler oder europäischer Ebene umgesetzt werden. Ungleiche Voraussetzungen, beispielsweise durch unterschiedliche Energiepreise innerhalb und außerhalb der EU, können zudem zu Wettbewerbsnachteilen führen. Insbesondere die Entwicklungen am Energiemarkt haben im vergangenen Geschäftsjahr gezeigt, dass es rasch zu signifikanten Preissteigerungen und Verfügbarkeitsproblemen kommen kann. Die AMAG ist für die Aufrechterhaltung des Betriebes auf eine ausreichende Energieversorgung angewiesen und setzt im kurz- bis mittelfristigen Ausmaß Preissicherungsstrategien um.

Im Zusammenhang mit der Umweltgesetzgebung wird auch die Chemikalienpolitik verfolgt, da potenzielle Einschränkungen von Stoffen oder gänzliche Stoffverbote Auswirkungen auf das Recycling und damit die Schließung von Stoffkreisläufen haben könnten. Die EU hat es sich im Zuge des „Green Deal“ zum Ziel gesetzt, eine nachhaltige Kreislaufwirtschaft zu fördern. Das Recycling von Aluminiumschrott stellt einen funktionierenden Kreislauf für einen zunehmend wichtiger werdenden Rohstoff dar, der nicht eingeschränkt werden darf.

Altlasten aus der früheren Nutzung des Betriebsgeländes in Ranshofen wurden durch rasche Umsetzung der Sanierungspflichten gesichert bzw. behoben oder sind durch Rückstellungen abgedeckt. Vormaterialien mit einem Kontaminationsrisiko werden bereits bei Anlieferung umfangreich untersucht und gegebenenfalls abgewiesen.

Informationsverarbeitung und -sicherheit

In diesem sensiblen Bereich liegt das Hauptaugenmerk auf Datensicherheit, Kompatibilität sowie Effizienz der Systeme, Ausfalls- und Zugriffssicherheit, Manipulations- und Schadsoftwareschutz sowie Betriebssicherheit, insbesondere auch bei den vernetzten, digitalisierten Produktionsanlagen. Die

konzernweite Steuerung der IT-Aktivitäten erfolgt durch die Bereichsleitung Informationstechnologie sowie durch den bzw. die Informationssicherheitsbeauftragte:n auf Basis einer IT-Richtlinie, definierter Standard-IT-Prozesse nach ITIL sowie eines zertifizierten Managementsystems für Informationssicherheit nach ISO27001.

Die festgelegten Vorgaben sind so gestaltet, dass die IT-Leistungen die gestellten Anforderungen an Verfügbarkeit, Vertraulichkeit und Integrität erfüllen und die Personal- und Produktressourcen beim Erbringen der IT-Leistungen wirkungsvoll, effizient und effektiv genutzt werden.

Weiters sind Sicherheits- und Berechtigungskonzepte sowie örtlich getrennte Ausweichrechenzentren und weitere zahlreiche Maßnahmen implementiert, um das Risiko und die Dauer eines Systemausfalls durch Hardwaredefekt, Datenverlust oder Manipulation, auch im Falle eines Cyberangriffs, zu reduzieren.

Darüber hinaus finden regelmäßige (digitale) IT-Sicherheitsschulungen statt, um die Mitarbeiter:innen in Hinblick auf solche Risiken (z.B. Cyber-Attacken) zu sensibilisieren. Ebenso werden laufend externe Angriffstests durchgeführt, um die Wirksamkeit der getroffenen Maßnahmen zu überprüfen. Regelmäßige Krisenübungen dienen dazu, die vorhandenen Notfallpläne weiterzuentwickeln. Entsprechende Versicherungen im Bereich „Cyber and Crime“ sind aufrecht.

Datenschutz wird im Unternehmen sehr ernst genommen. Mit der Datenschutzrichtlinie und dem Datenschutzmanagementsystem wird den gesetzlichen Anforderungen entsprochen. Regelmäßige Reviews des Datenschutzmanagementsystems werden durchgeführt. Die technischen und organisatorischen Maßnahmen werden kontinuierlich verbessert und ausgebaut um (auch indirekt) den Datenschutz zu verbessern.

Bedingt durch die COVID-19-Pandemie wurde die Möglichkeit für Telearbeit erweitert und in diesem Zusammenhang die technischen Voraussetzungen für eine große Anzahl von Mitarbeiter:innen geschaffen. Besonderes Augenmerk wurde dabei auf das Thema Datenschutz und sicherer Fernzugriff auf Firmenanwendungen gelegt. Um die Anforderungen der deutschen Automobilindustrie zu erfüllen, konnte 2022 die TISAX-Zertifizierung erfolgreich abgeschlossen werden.

Risiken aus unzulänglichen Überwachungssystemen und betrügerischen Handlungen

Zur Früherkennung, Überwachung und Vermeidung von Risiken ist ein umfassendes internes Kontrollsystem institutionalisiert. Dieses umfasst adäquate Instrumente und Abläufe zur Vermeidung und Früherkennung sowie zur sinnvollen Reaktion auf eintretende Risikofälle.

GESCHÄFTSRISIKEN

Beschaffung

Zur Herstellung von Aluminiumprodukten werden Roh- und Hilfsstoffe aus externen Quellen, die einem Preis- und Verfügbarkeitsrisiko unterliegen können, benötigt.

Für die Produktion von Primäraluminium wird unter anderem Tonerde benötigt. Zur Versorgung der kanadischen Elektrolyse Alouette mit Tonerde ist die AMAG entsprechend ihres 20%igen Anteils verantwortlich. Neben dem Preis ist auch die Verfügbarkeit von Tonerde ein wesentliches Risiko, welches durch einen ausreichenden Lieferantenkreis sowie die Qualifizierung mehrerer Tonerderaffinerien mitigiert wird. Bei der Lieferantenauswahl wird, soweit es aufgrund der Industriestruktur und der Größenverhältnisse möglich ist, auf eine verantwortungsvolle Vorgehensweise der Lieferanten geachtet, um die ökologischen und sozialen Auswirkungen durch den Bauxitabbau möglichst gering zu halten. So soll Tonerde vorzugsweise aus ASI-zertifizierten Quellen bezogen werden.

Bei den Gießereien liegt das Hauptrisiko in einer hinreichenden quantitativen und qualitativen Vormaterialversorgung, vor allem mit Schrotten. Durch Rahmenverträge mit professionellen Metallhändlern mit langjähriger Geschäftsbeziehung und größeren Entfallstellen sowie durch internationale Streuung der Bezugsquellen wird dieses Risiko minimiert. Mit den kontinuierlichen Investitionen in neue Schrottsortier- und Schrottaufbereitungstechnologien kann eine breite Palette von Schrotten aufbereitet und eingesetzt und somit die Schrottversorgung zusätzlich abgesichert werden. Das neben dem Schrott benötigte Primärmetall in Form von Masseln oder Sows wird von Lieferanten, mit denen langjährige Geschäftsbeziehungen bestehen, bezogen. Auch hier wird zur Risikominimierung auf eine breite Streuung der Bezugsquellen geachtet. Zudem hat die AMAG-Gruppe die Möglichkeit, Primäraluminium für den Einsatz am Standort Ranshofen direkt von der Elektrolyse Alouette zu beziehen.

Insbesondere hinsichtlich wesentlicher Legiermetalle (z.B. Magnesium) wurde bereits in den letzten Jahren das Risiko von Versorgungsengpässen aufgrund von Lieferkettenproblemen durch Ausweitung des Lieferantenportfolios mitigiert. Zusätzlich wurden die Sicherheitsbestände entsprechend erhöht. Damit wurde frühzeitig auf Unsicherheiten im Zusammenhang mit der Aufrechterhaltung der Lieferkette reagiert.

Das Walzwerk bezieht Walzbarren mit hohem Recyclinganteil zum Großteil aus der eigenen Gießerei in Ranshofen. Zur Sicherung der restlichen benötigten Mengen wurden nach einem Qualifikationsprozess

Verträge mit renommierten internationalen Partnern abgeschlossen. AMAG components, als Teil der AMAG-Gruppe, wird künftig auch direkt über die AMAG Walzwerke mit Platten versorgt.

Die Bestände kritischer Materialien werden laufend geprüft. Zudem wird einem Lieferanten- und Dienstleistungsrisiko durch die Ausweitung des Portfolios entgegengewirkt.

Das Ausfallsrisiko von Geschäftspartnern kann durch die steigende Kosteninflation und die deutlichen Zinserhöhungen negativ beeinflusst werden. Die AMAG begegnet diesem Risiko unter anderem mit einem laufenden Bonitätsmonitoring.

In den Compliance-Regeln für Lieferanten sind Verhaltensgrundsätze in Zusammenhang mit der besonderen Verantwortung gegenüber der Gesellschaft, Aktionär:innen, Mitarbeiter:innen und Geschäftspartnern beschrieben. Lieferanten für den Standort Ranshofen sind verpflichtet, diese Regeln entsprechend einzuhalten. Eine Beurteilung der wesentlichen Lieferanten erfolgt regelmäßig im Rahmen des etablierten Prozesses zum „verantwortungsvollen Beschaffungsmanagement“.

Marktumfeld und Absatz

Die AMAG-Gruppe ist als internationales Unternehmen makroökonomischen Risiken ausgesetzt, die unter anderem Einfluss auf Preis und Nachfrage haben können. Hierzu zählen beispielsweise die Entwicklung der weltweiten Konjunktur, geopolitische Konflikte sowie die politische Lage in einzelnen Absatzregionen. Außerdem sind unter anderem die Einflüsse durch klimapolitische Auswirkungen, internationale Handelsrestriktionen sowie die Einführung von Zöllen anzuführen. Besonders der europäische Markt war von den Auswirkungen infolge des Ukraine-Kriegs im vergangenen Geschäftsjahr zum Teil stark beeinträchtigt. Es zeigten sich signifikante Energiepreisvolatilitäten und -anstiege sowie generelle Unsicherheiten in der Energieverfügbarkeit. Von der weiteren Entwicklung können neben den eigenen Produktionsstandorten auch die Absatzmärkte der AMAG-Gruppe negativ beeinflusst werden. Die Entwicklungen des weltweiten Marktumfelds werden laufend beobachtet und bei Bedarf entsprechende Maßnahmen initiiert. Für den AMAG Standort in Ranshofen werden Energiepreissicherungen umgesetzt, die insbesondere im Geschäftsjahr 2022 die Preisvolatilitäten am Markt deutlich abfedern konnten. Zusätzlich ist es gelungen, für die AMAG gewidmetes Gas, entsprechend einer Produktionsmenge von rund zwei Monaten, in österreichischen Speichern einzulagern.

Die breit gefächerte Produktpalette der AMAG-Gruppe gewährleistet die Unabhängigkeit von einigen wenigen Absatzregionen, Abnehmerbranchen oder Großabnehmern. Im Jahr 2022 betrug der Umsatzanteil der Top-10-Kunden 31 %. Langfristige Rahmenverträge mit Schlüsselkunden unterstützen das Streben nach der Minimierung von Absatzrisiken. Gleichzeitig erfolgt die Erweiterung der

Produktpalette und der Absatzmärkte in attraktiven Premiumsegmenten, in denen innovative Lösungen, nachhaltige Produkte und höchste Qualität gefragt sind. Positiv tragen hierzu auch die Erweiterung des Standorts Ranshofen um ein Warm- und Kaltwalzwerk bei, wodurch die Produktpalette hin zu größeren Dimensionen erweitert wurde. Von wesentlicher Bedeutung sind in diesem Zusammenhang auch die erreichten Kundenqualifikationen im Automobil- und Luftfahrtbereich in den vergangenen Jahren. Das Segment Walzen liefert an zahlreiche Kundenbranchen, die sich unterschiedlich abhängig von Konjunkturverläufen zeigen (Zyklizität). Beispielsweise beliefert das Segment Industrien mit geringer bis mittlerer Zyklizität, wie etwa die Verpackungs- und Sportgeräteindustrie, aber auch zyklische Branchen wie die Bau-, Luftfahrt-, Automobil- und deren Zulieferindustrie. Eine hohe Flexibilität wird durch eine vorausschauende Planung und alternative Fertigungsrouten gewährleistet. Mit der vollständigen Übernahme von AMAG components hat die AMAG einen wesentlichen strategischen Schritt gesetzt und die Wertschöpfungskette verlängert. Die damit in Verbindung stehende höhere Abhängigkeit von der Luftfahrtindustrie kann ein zusätzliches Risiko darstellen.

Durch eine konsequente Ausrichtung auf Premiumprodukte sowie durch die breite Palette von Kundenbranchen wird ein risikominimierender Ausgleich geschaffen. Die Beziehung zu Großkunden wird durch gemeinsame Entwicklungsprojekte und eine intensive Kundenbetreuung abgesichert. Auch die Lieferung von Flüssigaluminium und die Entwicklung und Verbesserung von neuen Legierungen gemeinsam mit Kunden tragen im Segment Gießen wesentlich zu einer verstärkten Kundenbindung bei. Die Kundenzufriedenheit wird mit regelmäßigen Befragungen untersucht. Aluminiumpreis- und Währungsrisiken werden durch aktives Hedging minimiert.

Analog zu den Ausführungen im Kapitel „Beschaffung“, kann es auch absatzseitig aufgrund der steigenden Konsumenteninflation und der deutlichen Zinserhöhungen zu einem erhöhten Ausfallrisiko bei Geschäftspartnern kommen. Die AMAG mitigiert dieses Risiko unter anderem durch Kreditversicherungen.

Projekte und Investitionen

Die Risiken von Großprojekten werden in regelmäßigen Projektaufichtssitzungen überwacht. Eine wesentliche Aufgabe der Projektauficht ist die laufende Definition und Überwachung der Umsetzung von risikominimierenden Maßnahmen.

Wettbewerb und Kapitalmarkt

Die AMAG bekennt sich ohne jede Einschränkung zum fairen Wettbewerb und zur fairen Vertragsgestaltung mit ihren Geschäftspartnern im Rahmen der rechtlichen Bestimmungen sowie zu den

Kapitalmarktregeln. Dieses Bekenntnis ist durch die Einführung entsprechender Richtlinien (z.B. Kartellrecht-Richtlinie, Emittenten-Compliance-Richtlinie und Richtlinie zur Korruptionsprävention) sowie durch den Verhaltenskodex (Code of Conduct) institutionalisiert.

Die Compliance-Struktur ist in einzelne Compliance-Felder gegliedert. Die jeweiligen Compliance-Verantwortlichen unterstützen die Organisation zum Beispiel durch laufende Schulungen und überwachen die Einhaltung der internen Regelungen. Zusätzlich besteht eine Compliance-Line, über die etwaige Verstöße telefonisch oder per E-Mail anonym gemeldet werden können.

Forschung und Entwicklung

Ein Risiko für die Entwicklungsarbeiten besteht in der generellen Zunahme von Anmeldungen für „Intellectual Properties“, insbesondere gefördert durch die fortschreitende Konsolidierung der Aluminiumkonzerne und das Aufkommen von (länderbezogenen) Verwendungspatenten.

Zur Abklärung dieses Risikopotenzials ist daher bei der Planung von Entwicklungsarbeiten verpflichtend – zusätzlich zur kontinuierlichen Prüfung – die aktuelle Schutzrechtssituation unter anderem im Rahmen von dezidierten externen Patentrecherchen zu ermitteln und der Stand der nationalen wie internationalen Forschung inklusive der Auswirkungen auf das Unternehmen zu erheben, in Abstimmung mit externen Patentkanzleien zu evaluieren sowie zu dokumentieren. Interne technische Risiken sowie die Auswirkungen des jeweiligen Projektes auf die wirtschaftliche Entwicklung des Unternehmens sind im entsprechenden Projektantrag darzustellen. Ein F&E-Steuerkreis aus dem Top-Management und einem renommierten externen Expert:innengremium beurteilt regelmäßig die Projektanträge und Projektfortschritte sowie daraus ableitbare Schutzrechte. Darüber hinaus werden stets gemeinsame Forschungsaktivitäten mit Kunden in allen relevanten Produktbereichen durchgeführt, um das Risiko von Fehlentwicklungen zu minimieren. Der Risikominimierung dienen zudem manuelle und automatisierte Patentüberwachungen mit externen Anwäl:innen über alle gängigen Datenbanken sowie die persönliche Recherche von AMAG-Mitarbeiter:innen, Patentanwäl:innen und den Mitgliedern des wissenschaftlichen Beirats. Falls erteilte Schutzrechte Dritter für die AMAG-Gruppe relevant sind, wird im Vorfeld bereits versucht, diese entweder günstig zu lizenzieren oder, falls nicht möglich, entsprechende Einsprüche geltend zu machen.

Als weiteres Risiko ist die potenzielle Reduktion des technologischen Vorsprungs gegenüber Mitbewerbern anzuführen. Durch regelmäßige Strategiegespräche mit Kunden und der laufenden Beobachtung des Wettbewerbs wird sichergestellt, dass frühzeitige Anforderungen und (technologische) Änderungen erkannt und berücksichtigt werden. F&E-Schwerpunktprojekte sorgen dafür, insbesondere die Recycling- und Legierungskompetenz der AMAG am Standort Ranshofen kontinuierlich weiterzuentwickeln.

Recht

Die AMAG-Gruppe ist aufgrund ihrer Geschäftstätigkeit einer Reihe von rechtlichen Risiken ausgesetzt. Sie verfügt über eine spezialisierte Rechtsabteilung, die je nach Anforderung und Jurisdiktion die rechtlichen Risiken intern oder unter Einbeziehung von externen Anwält:innen prüft und bewertet. In der Vertragsgestaltung werden Risiken durch die Implementierung von Haftungslimits mitigiert.

Risiken durch mögliche Schäden aufgrund von Produkthaftung werden durch Qualitätssicherungsmaßnahmen minimiert. Verbleibende Restrisiken sind überdies durch Betriebshaftpflichtversicherungen gedeckt. Es stehen einheitliche Liefer- und Verkaufsbedingungen für Kunden und einheitliche Einkaufsbedingungen für Lieferanten zur Verfügung, die in der Regel und soweit möglich auch in den einzelnen operativen Gesellschaften angewandt werden.

Die Einhaltung der rechtlichen Verpflichtungen wird laufend überwacht. Dies erfolgt beispielsweise im Zuge von internen Audits, die im Rahmen der implementierten Managementsysteme durchgeführt werden (z.B. im Bereich Umweltrecht und Arbeitnehmerschutz), sowie durch regelmäßige externe Überprüfungen. Zusätzlich können sich bestehende Vorschriften ändern, welche Auswirkungen auf die Vermögens-, Finanz- und Ertragslage nach sich ziehen könnten.

Finanzwirtschaft

Als Produzent und Verarbeiter von Aluminium unterliegt die AMAG-Gruppe vor allem dem Metallpreis- und Währungsrisiko. Aluminium wird an der LME in US-Dollar gehandelt, und die volatilen Verläufe sowohl der Aluminiumnotierung als auch des Dollarkurses hätten ohne entsprechende Sicherungsmaßnahmen direkte Auswirkungen auf die Ertragslage. In den verbindlichen Konzernrichtlinien „Metallmanagementrichtlinie“ und „Finanzmanagementrichtlinie“ sind die Vorgangsweisen zur Erfassung dieser beiden Hauptrisiken und deren Absicherung geregelt.

Zur Stabilisierung der Ergebnisse der Elektrolysebeteiligung können Verkaufspreise von Teilen der Produktion rollierend nach vorne durch Terminverkäufe und Optionen abgesichert werden.

Ausschlaggebende Entscheidungskriterien sind neben der aktuellen Marktsituation die Einschätzung der zukünftigen Aluminiumpreisentwicklung und der damit einhergehenden Produktionskosten. Am Standort Ranshofen werden Aluminiumpreisschwankungsrisiken grundsätzlich abgesichert.

Das Metallmanagement am Standort Ranshofen erfasst zentral alle LME-korrelierten Aluminiumeinkäufe und -bestände sowie die LME-korrelierten Aluminiumverkäufe der operativen Gesellschaften und ermittelt laufend die dem Kursrisiko ausgesetzte Aluminiumposition. Diese Aluminium-Positionsführung erfolgt in SAP. Die offenen Aluminiumpositionen werden durch Kontrakte mit Brokern und Investmentbanken gegen das Metallpreisrisiko abgesichert. Das Marktpreisrisiko der Grundgeschäfte wird in der Folge vollständig durch gegenläufige Bewegungen der Sicherungsgeschäfte ausgeglichen. Alle Grund- und Sicherungsgeschäfte werden täglich gegen den Markt bewertet. Da bei Gusslegierungen größtenteils keine ausreichende Preiskorrelation mit der LME-Notierung gegeben ist, werden die Verkäufe der Gusslegierungsgießerei durch physische Einkäufe des Einsatzmaterials abgesichert. Die Position wird kontinuierlich überwacht.

Die zusätzlich zum Aluminiumpreis anfallenden Prämien für Primäraluminium beeinflussen die AMAG-Gruppe sowohl einkaufs- als auch verkaufsseitig. Diese Prämien können sich in einzelnen Regionen unterschiedlich entwickeln. Das Metallmanagement misst und bewertet den Prämienstatus regelmäßig. Gegebenenfalls können auch Sicherungsgeschäfte für diese Prämien durchgeführt werden.

Für die mit den derivativen Sicherungsaktivitäten potenziell verbundenen Einschussverpflichtungen (Liquiditätsrisiko) wird durch vorhandene Liquiditätsreserven und kurzfristig verfügbare Banklinien vorgesorgt. Das Kreditrisiko, das durch die Nichterfüllung durch Kontrahenten von Derivaten mit positivem Marktwert besteht, wird durch die sorgfältige Auswahl internationaler Banken und Broker sowie eine Limitpolitik zur Risikostreuung begrenzt. Bei den Forderungen wird das Ausfallrisiko durch den Abschluss von Kreditversicherungen und bankmäßigen Sicherheiten wie Garantien und Akkreditiven mitigiert.

Die Finanzierungs- und Veranlagungsaktivitäten, deren Absicherung sowie das Fremdwährungsmanagement werden für die gesamte Unternehmensgruppe zentral gesteuert. Die Betriebsmittelfinanzierung basiert auf einer kurzfristigen Liquiditätsplanung. Durch ein zentrales Euro-Pooling erfolgt auf täglicher Basis ein konzerninterner Finanzausgleich zwischen den Gesellschaften. Die mittel- und langfristige Unternehmensfinanzierung erfolgt auf Basis von Vorschau- und Budgetdaten. Zinsänderungsrisiken variabler Finanzierungen können quotenmäßig mittels Swaps oder Caps abgesichert werden. Die Sicherstellung eines ausreichenden Liquiditätsstands und die stetige Überwachung potenzieller Ausfallrisiken werden laufend umgesetzt.

Das Kontrahentenrisiko aus Guthaben bei Kreditinstituten wird durch Vergabe interner Veranlagungslimits und, sofern vorhanden, unter Beachtung externer Ratings und regelmäßiger Kontrolle der CDS-Spreads gemanagt.

Soweit nicht durch Zahlungseingänge und -ausgänge in gleicher Fremdwährung ein natürlicher Risikoausgleich bei Kursschwankungen gegeben ist, werden Wechselkursrisiken der wesentlichen Fremdwährungspositionen durch Devisentermingeschäfte und gegebenenfalls Optionen quotenmäßig gesichert.

Am Standort Ranshofen ist ein in SAP integrierter Zahlungsprozess etabliert. Durch die Eliminierung von manuellen Eingriffsmöglichkeiten an den Schnittstellen wurde das Manipulationsrisiko im Zahlungsverkehr auf ein Minimum reduziert. Die Rechnungs- und Zahlungsfreigaben erfolgen konzernweit nach einem technisch und organisatorisch abgesicherten Mehraugenprinzip.

RISIKEN AUS DEM ANTEIL AN DER ELEKTROLYSE ALOUETTE

Die wesentlichen Vereinbarungen zur gemeinschaftlichen Tätigkeit an der Elektrolyse Alouette, an der die AMAG-Gruppe zu 20 % beteiligt ist, sind in einem Eigentümervertrag geregelt. Für die wesentlichen Entscheidungen hinsichtlich der Geschäftstätigkeit der Alouette sind Beschlüsse mit 90 % Zustimmung erforderlich. Bei der derzeitigen Eigentümerstruktur – und auch im Falle einer Änderung derselben – besteht das Risiko von divergierenden Interessen und damit möglichen Konflikten zwischen den Anteilseignern der Alouette.

Gemäß dem bestehenden Eigentümervertrag gibt es Verpflichtungen, die für den laufenden Produktionsbetrieb von essenzieller Bedeutung sind. Eine Nichterfüllung dieser Verpflichtungen könnte zu einem Verlust der Mitbestimmungsrechte führen und eine Haftung für mögliche Schäden implizieren. Dies betrifft unter anderem die für die Produktion notwendige anteilige Beschaffung der Tonerde.

Der Verkaufspreis für das in der Alouette hergestellte Primäraluminium wird im Wesentlichen durch den Preis an der London Metal Exchange definiert und kann daher von der AMAG-Gruppe nicht beeinflusst werden. Für den langfristigen und nachhaltigen Erfolg dieser Beteiligung ist eine vorteilhafte Kostenposition im internationalen Vergleich notwendig. Der seit 2017 gültige langfristige Stromvertrag, eine kostenoptimierte Produktion und die logistischen Vorteile durch die direkte Anbindung an den Hochseehafen sind wesentliche Eckpfeiler für die langfristige Konkurrenzfähigkeit der Elektrolyse Alouette. Darüber hinaus können strategische Hedginginstrumente eingesetzt werden, um das Verlustrisiko und die Ergebnisvolatilität zu reduzieren.

Hinsichtlich der operativen Risiken bestehen auch für die Elektrolyse Alouette ein eigenes Risikomanagement und ein umfangreiches Versicherungskonzept. Hierin sind beispielsweise auch Schäden aus Produktionsausfällen infolge witterungsbedingter Stromausfälle in hohem Umfang gedeckt. Die operativen Risiken, wie zum Beispiel (mehrstündige) Produktionsstillstände, innerbetriebliche Stromausfälle, die Nutzungsdauer der Ausmauerung der Elektrolysezellen sowie Risiken im Zusammenhang mit der Arbeitssicherheit, dem Personal und der Versorgung wesentlicher Vormaterialien (z.B. Petrolkoks) werden laufend überwacht und durch entsprechende Maßnahmen minimiert. In Zusammenhang mit der Stromversorgung besteht seit Ende 2015 aufgrund der Errichtung einer redundanten Stromleitung eine noch höhere Versorgungssicherheit für elektrische Energie.

GESCHÄFTSCHANCEN

Der Fokus der AMAG-Gruppe liegt auf Premiumprodukten für attraktive Marktnischen in einem breiten Spektrum an belieferten Branchen. Die Geschäftsaufstellung mit Primäraluminium von Alouette sowie hochwertigen Recycling-Gusslegierungen und Walzprodukten aus Ranshofen bietet eine ausgewogene Mischung aus Stabilität und Wachstum.

Der integrierte Standort in Ranshofen mit Gießereien und Walzwerken sowie die räumliche Nähe zu starken Industrieregionen fördern die technologische Weiterentwicklung und intensive Kundenbetreuung. Die Rücknahme und das Recycling von Aluminiumfabrikationsabfällen in einem geschlossenen Kreislauf (sog. „Closed Loop-Recycling“) sowie die Lieferung von Flüssigaluminium stärken die Kundenbindung zusätzlich. Als ein führender Anbieter innovativer Produkte ist die AMAG-Gruppe flexibel, um auf Kundenwünsche rasch und maßgeschneidert einzugehen. Aufgrund der einzigartigen Legierungs- und Produktvielfalt können den Kunden gleichermaßen innovative wie kundenspezifische Produkte für unterschiedlichste Anwendungsfelder angeboten werden. Mit den umfangreichen Zertifizierungen im Qualitäts-, Nachhaltigkeits- und Arbeitssicherheitsbereich hebt sich die AMAG-Gruppe ebenfalls deutlich von ihren Mitbewerbern ab.

Der im Branchenvergleich sehr hohe Anteil an Spezialprodukten und die konsequente Umsetzung der Strategie mit Fokus auf Innovation und Nachhaltigkeit zeichnen das Unternehmen aus. Die Innovationskraft wird auch in den kommenden Jahren durch den Ausbau der Forschungs- und Entwicklungsaktivitäten weiter gestärkt. Eine wesentliche Rolle hierfür spielt die hohe Fachkompetenz der Mitarbeiter:innen. Mit dem „Center for Material Innovation“ (CMI) bietet die AMAG am Standort in Ranshofen ein topmodernes Arbeitsumfeld mit Arbeitsmittel am neuesten Stand der Technik. Zudem kann auf ein umfangreiches Netzwerk von renommierten Universitäten und Forschungseinrichtungen zurückgegriffen werden.

Die hohe technologische Kompetenz im Bereich sensorbasierte Schrottsortierung, Gießen und Walzen, beim Plattieren und bei der Oberflächen- und Wärmebehandlung von Walzprodukten eröffnen Chancen für die Weiterentwicklung in attraktiven Marktbereichen (z.B. Automobil, Luftfahrt, Verpackung, Bau, Maschinenbau, hochfeste Werkstoffe für Anwendungen in der Sportindustrie sowie lotplattierte Werkstoffe und Kathodenbleche).

Mit dem Werksausbau am Standort Ranshofen in den letzten Jahren wurden bei Aluminiumwalzprodukten die Kapazität sowie das Produktportfolio hin zu größeren Dimensionen (Breite, Dicke) deutlich erweitert. In diesem Zusammenhang können neue Märkte erschlossen und bestehende Kundenbeziehungen ausgebaut werden. Dabei konnten in den letzten Jahren wichtige Zulassungen bei vielen Kunden erreicht werden. Steigerungen in der Produktivität und kontinuierliche Kostenoptimierungen können die Wettbewerbsfähigkeit weiter verbessern. Mit Investitionen zur Verlängerung der Wertschöpfungstiefe und Investitionen in den Anlagenpark der Gießerei werden zusätzliche Wachstumspotenziale erschlossen werden.

Mit den beiden Gießereien am Standort Ranshofen sind Schmelztechnologien für nahezu alle Schrottsorten und hohes Know-how für die Schrottbemusterung ebenso vorhanden wie High-Tech-Anlagen zur Schrottaufbereitung. Das Recycling Center Ranshofen wurde in den vergangenen Jahren konsequent ausgebaut.

Die Digitalisierung der Prozesse hat ebenso einen hohen Stellenwert. Ein entsprechender Rahmen für die Einbindung zukunftsweisender digitaler Technologien wurde bereits geschaffen. Die Chancen der Digitalisierung werden aktiv wahrgenommen und die Digitalisierungsstrategie eng mit dem Bereich Informationsverarbeitung und -sicherheit abgestimmt.

Ein wesentliches Potenzial für das erfolgreiche Wachstum der AMAG-Gruppe liegt zudem im internationalen Vertrieb ihrer hochwertigen Produkte. Deshalb wurde das internationale Vertriebsnetzwerk in den vergangenen Jahren konsequent ausgebaut.

Seit einigen Jahren ist ein langfristiger Trend zu mehr Nachhaltigkeit zu beobachten. Insbesondere das Ziel, CO₂-Emissionen zu reduzieren, spielt hierbei weltweit eine wichtige Rolle. Die AMAG-Gruppe beschäftigt sich seit jeher mit der Entwicklung von nachhaltigen Produkten. In diesem Kontext ist die AMAG-Gruppe aufgrund der Nutzung von Strom aus Wasserkraft für die kanadische Elektrolyse Alouette bzw. von erneuerbaren Energiequellen für den Strombedarf am Standort Ranshofen sowie aufgrund des hohen Recycling-Anteils im Branchenvergleich sehr gut positioniert. Durch die hohe technologische Kompetenz im Bereich Recycling und Closed-Loop-Projekten mit Kunden eröffnen sich Chancen zur Rohstoffeinsparung sowie einer verbesserten CO₂-Bilanz der Produkte. Hierzu

wurden im Geschäftsjahr 2022 gezielt Produkte mit geringem CO₂-Fußabdruck am Markt unter der Marke „Al4ever®“ positioniert.

Die erreichten Zertifizierungen nach dem Performance Standard und dem Chain of Custody Standard der Aluminium Stewardship Initiative (ASI) sind ein wichtiger Nachweis für die verantwortungsvolle Produktion und Beschaffung von Aluminium. Die Etablierung von verbindlichen Lieferkettenstandards bietet die Chance zur nachhaltigen Kundenbindung. Es ist davon auszugehen, dass die AMAG-Gruppe außerdem vom zunehmenden Trend zum Leichtbau im Automobilbereich, auch durch den Anstieg der Elektromobilität, profitieren wird.

Die Elektrolyse Alouette besitzt eine im Branchenvergleich vorteilhafte Kostenposition. Der Strompreis orientiert sich an der Entwicklung des Marktpreises für Aluminium in US-Dollar. Hierdurch wird das Risiko in Zusammenhang mit Schwankungen des Aluminiumpreises und der Wechselkurse deutlich verbessert.

FORSCHUNGSBERICHT

Die Forschungsstrategie der AMAG zielt auf die Steigerung der Wettbewerbsfähigkeit durch Entwicklung kundenspezifischer Problemlösungen sowie Spezialprodukte ab und leistet somit einen wesentlichen Beitrag zur Wachstumsstrategie. Ein hoher Grad an Spezialisierung, modernste Produktionstechnologien sowie weitreichende Digitalisierung spielen dabei eine maßgebliche Rolle. Auch die Optimierung von Materialeigenschaften sowie der effiziente Materialeinsatz gehören zu den F&E-Aktivitäten. Dabei setzt die AMAG an den Standorten insbesondere auf die Zusammenarbeit mit Schlüsselkunden aus technologisch herausfordernden Branchen mit hohem Innovationspotenzial (z.B. Automobil, Luftfahrt). Die Forschungs- und Entwicklungsanstrengungen konzentrieren sich auf:

- › die Herstellung von Produkten, die die Verwendung von Aluminium und dessen nachhaltige Entwicklung fördern (u.a. Al4ever®, Al4ever star®)
- › den Einsatz von F&E und Technologie zur Gewährleistung eines optimalen Betriebs und Steigerung der Produktqualität
- › die Neu- und Weiterentwicklung von Recyclingtechnologien für den optimalen Materialeinsatz (unter anderem Alloy-to-Alloy-Recycling)
- › die Erhöhung des Anteils an Spezialprodukten für maßgeschneiderte Kundenlösungen durch Prozess- und Legierungsentwicklung

- › die Verbesserung von Prozessstabilität, Produktivität, Kosten und Sicherheit durch die Nutzung digitaler Möglichkeiten

Die AMAG-Gruppe konzentriert sich seit vielen Jahren auf die verantwortungsvolle und ressourcenschonende Produktion von Aluminium. Eine hohe Recyclingkompetenz, insbesondere stärker verunreinigter Schrotte, sowie anwendungsorientierte Forschung und Entwicklung bilden dabei die Basis für die Innovation nachhaltiger Produkte.

Die Innovations- und F&E-Tätigkeiten der AMAG am Standort Ranshofen sind der Treiber zur Steigerung der Wettbewerbsfähigkeit und zur Entwicklung kundenspezifischer Problemlösungen im Zuge der Strategie des profitablen Wachstums. Viele der Produktinnovationen adressieren direkt oder indirekt aktuelle und globale gesellschaftliche bzw. ökologische Themen – wie die Verknappung fossiler Ressourcen, Kreislaufwirtschaft, Klimawandel und Mobilität. Besonderes Augenmerk gilt dabei Lösungen, die Closed-Loop-Konzepte mit Kunden sowie Alloy-to-Alloy-Recycling ermöglichen bzw. recyclingfreundliche Legierungen und Crossover-Legierungen zulassen, Umweltauswirkungen reduzieren (z.B. Leichtbauteile) und neue sowie verbesserte Anwendungsmöglichkeiten bieten.

Die Verantwortung für die Koordination von Forschung, Entwicklung und Technologie der einzelnen Gesellschaften liegt im Fachbereich Corporate Technology, dessen Leitung direkt an den Technikvorstand berichtet. Der Fachbereich ist für die Entwicklung und Umsetzung der F&E-Strategie, Kooperationen mit (außer-)universitären Forschungsinstituten, die Neu- und Weiterentwicklung von Produkten und Prozessen, die anwendungsorientierte Werkstoffentwicklung, digitale Technologien zur Analyse und die IP-Strategie (IP= intellectual property) zur Sichtung, Sicherung und Verwertung von geistigem Eigentum zuständig. In den operativen Gesellschaften sind zudem eigene Technologiebereiche installiert.

Im Jahr 2022 betragen die Aufwendungen für Forschung und Entwicklung in der Austria Metall AG 292,3 Tsd. EUR (2021: 225,9 Tsd. EUR). Zum Stichtag 31. Dezember 2022 war eine Person (Vollzeitäquivalent) beschäftigt. Die tatsächlichen F&E-Aufwendungen für praktische Forschungs- und Entwicklungstätigkeiten fallen in der AMAG rolling GmbH und der AMAG casting GmbH an.

ANGABEN ZU § 243A ABS. 1 UGB

Gemäß § 243a Unternehmensgesetzbuch (UGB) sind folgende Informationen anzugeben:

Das Grundkapital der AMAG Austria Metall AG beträgt EUR 35.264.000 und setzt sich aus 35.264.000 nennbetragslosen Stückaktien mit einem anteiligen Wert am Grundkapital von 1 EUR pro Aktie zusammen. Alle Aktien haben die gleichen Rechte und Pflichten. Es gibt keine Aktien mit besonderen Kontrollrechten. Jede Aktie gewährt in der Hauptversammlung eine Stimme. Es gibt keine unterschiedlichen Aktiengattungen. **(GRI 2-1)**

Dem Vorstand sind folgende Vereinbarungen zwischen Gesellschafter:innen bekannt:

- › Beteiligungsvertrag zwischen B&C Industrieholding GmbH und Raiffeisenlandesbank Oberösterreich Aktiengesellschaft vom 1. April 2015: Aufgrund dieses Beteiligungsvertrags mit der Raiffeisenlandesbank Oberösterreich Aktiengesellschaft sind der B&C Privatstiftung weitere 16,5 % des Aktienkapitals und der Stimmrechte der AMAG Austria Metall AG zuzurechnen.
- › Beteiligungsvertrag zwischen B&C Industrieholding GmbH und Esola Beteiligungsverwaltungs GmbH vom 12. Februar 2019: Aufgrund des Abschlusses dieser Beteiligungsvereinbarung sind der B&C Privatstiftung gemäß §133 Z 1 und Z 7 BörseG 2018 weitere 4,19 % des Aktienkapitals und der Stimmrechte zuzurechnen.

Die direkten oder indirekten Beteiligungen am Kapital, die zumindest zehn Prozent betragen, setzten sich per Jahresultimo 2022 wie folgt zusammen: **(GRI 2-1)**

› B&C Privatstiftung	52,7 %
› Raiffeisenlandesbank Oberösterreich AG	16,5 %
› AMAG Arbeitnehmer Privatstiftung	11,5 %

Die Stimmrechte der von der AMAG Arbeitnehmer Privatstiftung an der AMAG Austria Metall AG gehaltenen Aktien werden durch den aus drei Mitgliedern bestehenden Vorstand der AMAG Arbeitnehmer Privatstiftung ausgeübt. Die Art der Ausübung des Stimmrechtes bedarf jedoch der Zustimmung des Beirats der AMAG Arbeitnehmer Privatstiftung. Entscheidungen werden in gemeinsamen Sitzungen des Vorstands und des Beirats getroffen. Über die Zustimmung wird mit einfacher Mehrheit beschlossen. Der Beirat setzt sich aus drei Mitgliedern, die vom Präsidium des Konzernbetriebsrats nominiert werden, zusammen. Dem Vorsitzenden des Vorstands steht ein Dirimierungsrecht zu. Die Mitarbeiter:innen am Standort Österreich sind die Begünstigten der Privatstiftung.

Eine Änderung der Satzung der Gesellschaft kann mit einfacher Mehrheit der Stimmen und des Kapitals beschlossen werden, soweit gesetzlich nicht zwingend eine höhere Mehrheit vorgeschrieben ist. Mitglieder des Aufsichtsrats können mit einfacher Stimmenmehrheit vorzeitig abberufen werden.

Kredite im Rahmen von zwei begebenen Schuldscheindarlehen, neun bilateralen Darlehensvereinbarungen sowie drei kommittierten Kreditlinien enthalten „Change of Control“-Klauseln, die im Falle eines Kontrollwechsels in der AMAG Austria Metall AG den kreditgewährenden Banken ein Kündigungsrecht einräumen. Mit Ausnahme der angeführten Verträge bestehen keine bedeutenden Finanzierungsvereinbarungen, an welchen die AMAG Austria Metall AG beteiligt ist und die bei einem Kontrollwechsel in der AMAG Austria Metall AG infolge eines Übernahmeangebotes wirksam werden, sich ändern oder enden.

Für alle Vorstandsmitglieder besteht eine „Change of Control“-Klausel. Der Abfindungsanspruch in einem solchen Fall ist auf die Restlaufzeit des Vorstandsvertrags, maximal aber in Höhe von zwei Jahresgesamtvergütungen limitiert.

Genehmigtes Kapital

Gemäß § 4 (5) der Satzung der AMAG Austria Metall AG ist der Vorstand bis 22. September 2025 ermächtigt, mit Zustimmung des Aufsichtsrates das Grundkapital der Gesellschaft – allenfalls in mehreren Tranchen – gegen Bar- und/oder Sacheinlage um bis zu EUR 17.500.000 durch Ausgabe von bis zu 17.500.000 Stück neue auf Inhaber:in oder Namen lautende Stückaktien zu erhöhen und die Art der Aktien, den Ausgabekurs und die Ausgabebedingungen festzulegen (Genehmigtes Kapital 2020). Das gesetzliche Bezugsrecht kann Aktieninhaber:innen in der Weise eingeräumt werden, dass die Kapitalerhöhung von einem Kreditinstitut oder einem Konsortium von Kreditinstituten mit der Verpflichtung übernommen wird, sie den Aktieninhaber:innen entsprechend ihrem Bezugsrecht anzubieten (mittelbares Bezugsrecht). Der Vorstand ist jedoch ermächtigt, mit Zustimmung des Aufsichtsrates das Bezugsrecht der Aktieninhaber:innen bei einer Kapitalerhöhung aus dem genehmigten Kapital ganz oder teilweise auszuschließen, (i) wenn die Kapitalerhöhung gegen Sacheinlagen zum Zweck des Erwerbes von Unternehmen, Unternehmensteilen, Betrieben, Betriebsteilen, Beteiligungen an Unternehmen oder von sonstigen mit einem Akquisitionsvorhaben im Zusammenhang stehenden Vermögensgegenständen erfolgt, (ii) zur Bedienung einer Mehrzuteilungsoption (Greenshoe) oder (iii) für den Ausgleich von Spitzenbeträgen. Der Aufsichtsrat ist ermächtigt, Änderungen der Satzung, die sich durch die Ausgabe von Aktien aus dem genehmigten Kapital ergeben, zu beschließen.

Wandelschuldverschreibung

Mit Beschluss der Hauptversammlung der AMAG Austria Metall AG vom 21. Juli 2020 wurde der Vorstand gemäß § 174 Abs.2 AktG ermächtigt, binnen fünf Jahren ab Datum der Fassung dieses

Beschlusses, sohin bis zum 21. Juli 2025, mit Zustimmung des Aufsichtsrats, auch in mehreren Tranchen, Wandelschuldverschreibungen, die das Bezugs- oder Umtauschrecht bzw. eine Bezugs- oder Umtauschpflicht auf insgesamt bis zu 17.500.000 Aktien der Gesellschaft gewähren bzw. vorsehen, auszugeben (Wandelschuldverschreibung 2020). Der Ausgabebetrag, die Ausgabe, das Wandlungsverfahren der Wandelschuldverschreibungen und alle weiteren Bedingungen sind vom Vorstand mit Zustimmung des Aufsichtsrats festzusetzen. Der Ausgabebetrag und das Umtauschverhältnis sind nach Maßgabe anerkannter finanzmathematischer Methoden sowie des Börsenkurses der Aktien der Gesellschaft in einem anerkannten Preisfindungsverfahren zu ermitteln. Das gesetzliche Bezugsrecht kann den Aktieninhaber:innen in der Weise eingeräumt werden, dass die Wandelschuldverschreibungen von einem Kreditinstitut oder einem Konsortium von Kreditinstituten mit der Verpflichtung übernommen werden, sie den Aktieninhaber:innen entsprechend ihrem Bezugsrecht anzubieten (mittelbares Bezugsrecht). Der Vorstand ist weiters ermächtigt, mit Zustimmung des Aufsichtsrats das Bezugsrecht der Aktieninhaber:innen bei der Ausgabe von Wandelschuldverschreibungen ganz oder teilweise auszuschließen, (i) wenn die Ausgabe von Wandelschuldverschreibungen gegen Sacheinlagen zum Zweck des Erwerbes von Unternehmen, Unternehmensteilen, Betrieben, Betriebsteilen, Beteiligungen an Unternehmen oder von sonstigen mit einem Akquisitionsvorhaben im Zusammenhang stehenden Vermögensgegenständen erfolgt oder (ii) für den Ausgleich von Spitzenbeträgen, die sich aufgrund des Bezugsverhältnisses ergeben. Der Vorstand ist ferner ermächtigt, mit Zustimmung des Aufsichtsrats das Bezugsrecht auf Wandelschuldverschreibungen ganz oder teilweise auszuschließen, sofern der Vorstand nach pflichtgemäßer Prüfung zu der Auffassung gelangt, dass der Ausgabebetrag der Wandelschuldverschreibungen zum Zeitpunkt der endgültigen Festlegung des Ausgabebetrages ihren nach anerkannten, insbesondere finanzmathematischen Methoden ermittelten hypothetischen Marktwert nicht unterschreitet und der Wandlungspreis bzw. der Bezugspreis (Ausgabebetrag) der Bezugsaktien, jeweils nach Maßgabe anerkannter finanzmathematischer Methoden sowie des Kurses der Stammaktien der Gesellschaft in einem anerkannten Preisfindungsverfahren ermittelt wird und nicht unter dem Börsenkurs der Aktien der Gesellschaft während der letzten 20 Handelstage vor dem Tag der Ankündigung der Begebung der Wandelschuldverschreibungen liegt.

Bedingtes Kapital

Das Grundkapital der Gesellschaft ist gemäß § 159 Abs.2 Z 1 AktG um bis zu EUR 17.500.000 durch Ausgabe von bis zu 17.500.000 Stück auf Inhaber:innen lautende neue Aktien ohne Nennwert (Stückaktien) zur Ausgabe an Gläubiger von Wandelschuldverschreibungen, zu der der Vorstand in der Hauptversammlung vom 21. Juli 2020 ermächtigt wurde, bedingt erhöht (Bedingtes Kapital 2020). Die Kapitalerhöhung darf nur soweit durchgeführt werden, als Gläubiger von Wandelschuldverschreibungen von ihrem Bezugs- oder Umtauschrecht auf Aktien der Gesellschaft Gebrauch machen bzw. jene, die zum Bezug oder Umtausch verpflichtet sind, ihre Verpflichtung zum Bezug oder Umtausch erfüllen, und der Vorstand beschließt, diese Wandelschuldverschreibungen mit neuen Aktien zu bedienen. Der

Ausgabebetrag und das Umtauschverhältnis sind nach Maßgabe anerkannter finanzmathematischer Methoden sowie des Kurses der Stammaktien der Gesellschaft in einem anerkannten Preisfindungsverfahren zu ermitteln (Grundlagen der Berechnung des Ausgabetrages); der Ausgabebetrag darf nicht unter dem anteiligen Betrag des Grundkapitals liegen. Die neu auszugebenden Aktien der bedingten Kapitalerhöhung haben die volle Dividendenberechtigung für das gesamte Geschäftsjahr, in dem sie begeben werden. Der Vorstand ist ermächtigt, mit Zustimmung des Aufsichtsrates die weiteren Einzelheiten der Durchführung der bedingten Kapitalerhöhung festzusetzen. Der Aufsichtsrat ist ermächtigt, die Fassung der Satzung entsprechend der jeweiligen Ausgabe der Bezugsaktien anzupassen. Entsprechendes gilt im Fall der Nichtausnutzung der Ermächtigung zur Ausgabe von Wandelschuldverschreibungen nach Ablauf des Ermächtigungszeitraumes sowie im Fall der Nichtausnutzung des bedingten Kapitals nach Ablauf der Fristen nach den Wandelschuldverschreibungsbedingungen.

Aktienrückenwerb

In der Hauptversammlung der AMAG Austria Metall AG vom 20. April 2022 wurde der Vorstand ermächtigt, unter gleichzeitiger Aufhebung der diesbezüglichen Hauptversammlungsbeschlüsse vom 21. Juli 2020, jeweils mit Zustimmung des Aufsichtsrates eigene Aktien der Gesellschaft zu erwerben, wobei der niedrigste beim Rückwerb zu leistende Gegenwert 25 % unter dem gewichteten durchschnittlichen Börsenschlusskurs der letzten 20 Börsetage vor Beginn des entsprechenden Rückkaufprogramms und der höchste beim Rückwerb zu leistende Gegenwert 25 % über dem gewichteten durchschnittlichen Börsenschlusskurs der letzten 20 Börsetage vor Beginn des entsprechenden Rückkaufprogramms beträgt sowie zur Festsetzung der Rückkaufbedingungen, wobei der Vorstand den Vorstandsbeschluss und das jeweilige darauf beruhende Rückkaufprogramm einschließlich dessen Dauer entsprechend den gesetzlichen Bestimmungen (jeweils) zu veröffentlichen hat. Der Vorstand kann diese Ermächtigung innerhalb der gesetzlichen Vorgaben über die höchstzulässige Zahl eigener Aktien einmal oder auch mehrfach insgesamt bis zu einer Höchstgrenze von 10 % des Grundkapitals ausüben. Die Ermächtigung kann ganz oder teilweise oder auch in mehreren Teilbeträgen und in Verfolgung eines oder mehrerer Zwecke durch die Gesellschaft, durch ein Tochterunternehmen (§ 189a Ziffer 7 Unternehmensgesetzbuch) oder für Rechnung der Gesellschaft durch Dritte ausgeübt werden. Der Erwerb kann unter Beachtung der gesetzlichen Vorgaben börslich oder außerbörslich erfolgen. Der Handel mit eigenen Aktien ist als Zweck des Erwerbs ausgeschlossen. Der Vorstand wurde ferner ermächtigt, die erworbenen eigenen Aktien ohne weiteren Hauptversammlungsbeschluss mit Zustimmung des Aufsichtsrates einzuziehen oder wieder zu veräußern und die Veräußerungsbedingungen festzusetzen. Die Ermächtigung kann ganz oder in mehreren Teilbeträgen und in Verfolgung eines oder mehrerer Zwecke durch die Gesellschaft, durch ein Tochterunternehmen (§ 189a Ziffer 7 Unternehmensgesetzbuch) oder für Rechnung der Gesellschaft durch Dritte

ausgeübt werden. Der Vorstand wurde zudem für die Dauer von fünf Jahren ab dem 20. April 2022 gemäß § 65 Abs. 1b Aktiengesetz ermächtigt, unter gleichzeitiger Aufhebung der diesbezüglichen Hauptversammlungsbeschlüsse vom 21. Juli 2020, für die Veräußerung eigener Aktien mit Zustimmung des Aufsichtsrates eine andere gesetzlich zulässige Art der Veräußerung als über die Börse oder ein öffentliches Angebot festzusetzen und über einen allfälligen Ausschluss des Wiederkaufsrechts (Bezugsrechts) der Aktieninhaber:innen zu beschließen und die Veräußerungsbedingungen festzusetzen.

AUSBLICK

WIRTSCHAFTLICHER AUSBLICK 2023

Laut Einschätzungen des IWF⁶ ist davon auszugehen, dass nach einem erwarteten globalen Wirtschaftsplus von 3,4 % im aktuellen Berichtsjahr das Bruttoinlandsprodukt (BIP) im Jahr 2023 nur mehr um 2,9 % ansteigen wird. Die Prognosen des IWF basieren auf zahlreichen Annahmen und sind von vielen Unsicherheiten geprägt. Insbesondere der weitere Verlauf des Ukraine-Kriegs und die Gefahr geopolitischer Konflikte, die Inflationsentwicklung sowie die Energiekrise in Europa sind maßgebliche Einflussgrößen. Außerdem stellen die rasche Veränderung der Zinsmärkte, der spürbare Wirtschaftsrückgang in China und die weitere Entwicklung rund um das Thema COVID-19 große Prognoseunsicherheiten dar.

Für die Industrieländer geht der IWF davon aus, dass die Wirtschaft im Jahr 2023 nur mehr um 1,2 % wachsen wird (2022: +2,7 %). Deutlich schlechter soll sich das Wirtschaftswachstum in der Eurozone entwickeln. Nach einem erwarteten Plus von 3,5 % im Jahr 2022 soll die Wirtschaft im nächsten Jahr nur mehr um 0,7 % wachsen. Für Deutschland wird mit 0,1 % eine nahezu stagnierende Wirtschaftsentwicklung erwartet (2022: +1,9 %). Spürbar besser wird die Konjunktorentwicklung in den USA eingeschätzt. Nach einem prognostizierten Wachstum von 2,0 % im Jahr 2022 soll sich das BIP im kommenden Jahr um 1,4 % verbessern. Auch für Kanada ist ein Anstieg der Wirtschaftsleistung um 1,5 % in 2023 zu erwarten (2022: +3,5 %). In Japan soll sich mit einem prognostizierten Wachstum von 1,8 % ein etwas höherer Zuwachs gegenüber dem vergangenen Jahr zeigen (2022: +1,4 %). Für England wird mit -0,6 % eine abnehmende Wirtschaftsentwicklung erwartet (2022: +4,1 %). Das

⁶ IMF, World Economic Outlook, Jänner 2023

österreichische BIP soll laut dem Österreichischen Institut für Wirtschaftsforschung (WIFO)⁷ ein leichtes Plus von 0,3 % im Jahr 2023 aufweisen (2022: +4,7 %).

In der Gruppe der Schwellen- und Entwicklungsländer soll die Wirtschaft im Jahr 2023 nach Prognosen des IWF⁸ im Durchschnitt um 4,0 % ansteigen und damit in etwa die gleiche Wachstumsrate wie im Vorjahr zeigen (2022: 3,9 %). Die chinesische Wirtschaft wird laut Einschätzungen ein Plus von 5,2 % aufweisen (2022: +3,0 %). Hingegen soll das Wachstum in Indien im Jahr 2023 mit rund 6,1 % deutlich kräftiger ausfallen (2022: +6,8 %).

Da Ausschüttungen der Aluminium Austria Metall (Québec) Inc. nur in unregelmäßigen Abständen stattfinden, geht die Austria Metall AG im Jahr 2023 von niedrigeren Beteiligungserträgen und einem niedrigeren Ergebnis nach Steuern aus.

AUSBLICK ALUMINIUMMARKT

Marktausblick 2023

Nach einem signifikanten Wachstum in der Nachfrage nach Primäraluminium und Aluminiumwalzprodukten im Vorjahr erwartete CRU auch im Berichtsjahr weitere Zuwächse. Auch für das Jahr 2023 geht die Commodity Research Unit von einer anhaltend positiven Entwicklung aus.

Für Primäraluminium soll sich der Bedarf in 2023 um 1,5 % auf 70,2 Mio. Tonnen weiter erhöhen. Damit wird die Nachfrage erstmals die 70 Mio.-Tonnen-Marke übertreffen. Etwas höher wird die Produktion von Primäraluminium eingeschätzt. Mit einem Plus von 2,3 % erwartet CRU für das Jahr 2023 eine weltweite Gesamtproduktion von 70,5 Mio. Tonnen und damit eine weitestgehend ausgeglichene Marktbilanz im kommenden Jahr.⁹

Die Nachfrage nach Aluminiumwalzprodukten soll sich im kommenden Jahr um 3,3 % noch kräftiger auf 32,0 Mio. Tonnen steigern. Eine nahezu idente Entwicklung wird für die weltweite Produktion

⁷ WIFO, Konjunkturprognose 4/2022, Dezember 2022

⁸ IMF, World Economic Outlook, Jänner 2023

⁹ CRU, Aluminium Market Outlook, Oktober 2022

vorhergesagt. Mit einem Plus von 3,2 % deckt sich das prognostizierte Produktionsvolumen von 32,0 Mio. Tonnen mit der erwarteten weltweiten Nachfrage.¹⁰

Nachdem Aluminium ein Werkstoff ist, der aufgrund einer Vielzahl an positiven Eigenschaften (Gewicht, Stabilität, Formbarkeit etc.) in diversen Branchen eingesetzt und weiterverarbeitet wird, zeigt sich in allen von CRU angeführten Sektoren eine positive Bedarfsentwicklung nach Aluminiumwalzprodukten. Aktuelle Trends rund um das Thema Nachhaltigkeit beeinflussen die Nachfrageentwicklung dabei positiv. Beispielsweise sind davon die Forcierung der Elektromobilität und die Erzeugung von Leichtbaufahrzeugen betroffen. Die erwartete Nachfrageentwicklung im Transportbereich spiegelt dies mit einem Plus von 6,0 % auf 5,1 Mio. Tonnen klar wider. Mit +4,0 % soll sich auch der Verpackungsbereich weiterhin positiv entwickeln und einen Bedarf von 17,3 Mio. Tonnen im nächsten Jahr aufweisen. Im Maschinenbau erwartet CRU einen leichten Nachfrageanstieg von 0,4 % auf 2,2 Mio. Tonnen. Bei den sonstigen Konsumgütern und im Bausektor geht das Institut jeweils von einem Wachstum von 0,7 % auf 3,6 Mio. Tonnen bzw. 3,9 Mio. Tonnen aus.

Mittelfristiger Marktausblick bis 2027

Laut den aktuellen CRU-Prognosen¹¹ soll der weltweite Bedarf an Primäraluminium bis 2027 jährlich im Durchschnitt um 2,0 % auf 76,2 Mio. Tonnen ansteigen (2022: 69,1 Mio. Tonnen). Das durchschnittliche Wachstum in Europa wird mit 1,2 % p.a. beziffert. In 2027 soll damit ein Bedarf von 9,4 Mio. Tonnen an Primäraluminium vorliegen. Für Nordamerika prognostiziert CRU ein Nachfrageplus von durchschnittlich 3,5 % p.a. auf 7,5 Mio. Tonnen in 2027. In China wird mit +1,1 % p.a. eine vergleichsweise geringere durchschnittliche Wachstumsrate erwartet. Mit einem prognostizierten Gesamtbedarf von 42,5 Mio. Tonnen in 2027 bleibt das Land, mit einem Anteil von über 55 % am weltweiten Gesamtbedarf, unverändert ein wichtiges Abnehmerland von Primäraluminium.

Ein deutlich höheres jährliches Wachstum zeichnet sich laut CRU¹² im Bereich der Aluminiumwalzprodukte ab. Hier soll die weltweite Nachfrage in den kommenden Jahren im Durchschnitt um 3,8 % p.a. zulegen. Dies bedeutet für das Jahr 2027 eine globale Nachfrage von 37,4 Mio. Tonnen (2022: 31,0 Mio. Tonnen). In den Kernmärkten Westeuropa und Nordamerika werden ebenfalls attraktive Wachstumsraten von jährlich 2,7 % bzw. 4,4 % auf 5,2 Mio. Tonnen bzw. 8,1 Mio. Tonnen prognostiziert. Auch in Asien soll die Nachfrage jährlich im Durchschnitt um 3,8 % auf insgesamt

¹⁰ CRU, Aluminium Rolled Products Market Outlook, November 2022

¹¹ CRU, Aluminium Market Outlook, Oktober 2022

¹² CRU, Aluminium Rolled Products Market Outlook, November 2022

20,1 Mio. Tonnen ansteigen. In China wird ein jährliches Wachstum von 3,6 % auf 13,6 Mio. Tonnen in 2027 erwartet.

Unverändert der größte Wachstumstreiber in der Nachfrage nach Aluminiumwalzprodukten ist die Transportindustrie. CRU rechnet in diesem Sektor in den kommenden fünf Jahren mit durchschnittlichen Wachstumsraten von 6,1 % p.a. Damit wird ein Gesamtbedarf von 6,5 Mio. Tonnen im Jahr 2027 erwartet. Die großvolumige Verpackungsindustrie zeigt mit einem erwarteten Anstieg von 3,7 % p.a. auf 19,9 Mio. Tonnen in 2027 ebenfalls eine positive Entwicklung. Mit +3,4 % p.a. bzw. +3,0 % p.a. soll sich auch die Nachfrage im Bereich der sonstigen Verbrauchsgüter und im Maschinenbau positiv entwickeln. Damit wird ein Bedarf von 4,2 Mio. Tonnen bzw. 2,6 Mio. Tonnen in 2027 erwartet. Die Baubranche zeigt mit einem prognostizierten Zuwachs von 1,9 % p.a. auf 4,2 Mio. Tonnen das geringste durchschnittliche Wachstum.

Die Prognosen seitens CRU bestätigen die attraktiven Marktaussichten für Aluminium und bieten zugleich eine gute Grundlage für die Fortsetzung des nachhaltig erfolgreichen Wachstumskurses der AMAG-Gruppe.

Ranshofen, 06. Februar 2023

Der Vorstand



Mag. Gerald Mayer
Vorstandsvorsitzender,
Finanzvorstand



Priv. Doz. Dipl.-Ing.
Dr. Helmut Kaufmann
Technikvorstand



Victor Breguncci, MBA
Vertriebsvorstand

PUBLISHER

AMAG AUSTRIA METALL AG

Lamprechtshausener Strasse 61
P.O. Box 3
A-5282 Ranshofen
Tel.: +43 7722 801 0
Fax: +43 7722 809 498
Email: md-amag@amag.at
www.amag-al4u.com

CONTACT

Head of Investor Relations

Mag. Christoph M. Gabriel, BSc
Tel.: +43 7722 801 3821
Email: investorrelations@amag.at

Head of Corporate Communications

Dipl.-Ing. Leopold Pöcksteiner
Tel.: +43 7722 801 2205
Email: publicrelations@amag.at

CONCEPT, LAYOUT, DESIGN AND PRODUCTION

Projektagentur Weixelbaumer KG

Werbung. Kommunikation. Design.
Landstrasse 22
A-4020 Linz
Tel.: +43 732 793379
www.projektagentur.at

LOCATIONS

You can also find our international locations online at:

<https://www.amag-al4u.com/en/contact/anfahrt/standorte>

TYPESETTING AND PRODUCTION

Produced in-house using firesys

firesys GmbH
Kasseler Strasse 1a
D-60486 Frankfurt am Main
Tel.: +49 69 79 40 94 0

DISCLAIMER

The forecasts, budgets and forward-looking assessments and statements contained in this report were compiled based on all information available to AMAG as of February 6, 2023. In the event that the assumptions underlying these forecasts prove to be incorrect, targets be missed, or risks materialise, actual results may depart from those currently anticipated. We are not obligated to revise these forecasts in the light of new information or future events.

This report was prepared and the data contained in it were verified with the greatest possible care. Nevertheless, misprints as well as rounding and transmission errors cannot be entirely ruled out. In particular, AMAG and its representatives do not assume any responsibility for the completeness and correctness of information included in this report. This report is also available in German. In cases of doubt, the German-language version is authoritative.

This report does not comprise either a recommendation or a solicitation to either purchase or sell securities of AMAG.

AMAG_
AUSTRIA METALL

AMAG Austria Metall AG

Lamprechtshausener Straße 61
P.O. Box 3
5282 Ranshofen
Austria

T +43 7722 801 0
F +43 7722 809 498

md-amag@amag.at
www.amag-al4u.com